


STUDENTS

We are excited to announce that our new CampusNexus Student (CNS) system and the new myLipscomb portal are now live and ready for you to log in. The new myLipscomb portal was redesigned for ease of use and handy access to things you care about. The combination of the myLipscomb portal and the new CNS Student Portal will be all you need to access important information about your Lipscomb needs.


1) To log in to the new myLipscomb portal, go to my.lipscomb.edu and sign in using your Lipscomb student email address and your Lipscomb password.

Instructions for common functions such as registering for classes, viewing and accepting your aid, and paying your bill are in the CampusNexus Student Help section of the new myLipscomb portal.

2) To navigate to the CNS Student Portal, click on the All Apps icon on the left navigation menu



3) Click on the CNS Student Portal icon



which will log you into the new CNS Student Portal.

- Campus Info
- Academics
- My Profile
- My Finances
- My Financial Aid
- My Career
- My Documents

[My Home Page](#)

[2 Holds](#)

[0 Alerts](#)

[1 Appointments](#)


Saturday, May 9, 2020

MyLipscomb...
[more](#)



NEWS CENTER

2
0
1



MESSAGE CENTER

Financial Aid Advisor
Financial Aid Office



ADVISORS

8



DOCUMENT CENTER

If you have any problems or need additional help, please enter a ticket at helpdesk.lipscomb.edu or email helpdesk@lipscomb.edu and choose CampusNexus or myLipscomb Portal in the drop down menu, or include them in the title of your email.

We will get back to you as soon as possible with a response.

The CampusNexus Student Project Team