


Summary Institution-Level Pass Rate Data: Traditional Teacher Preparation Program Within IHE


		HEOA - Title II 2021 - 2022 Academic Year				
Institution Name		Lipscomb University				
Institution Code		1161				
State		Tennessee				
		<i>April 5, 2023</i>				
		Statewide				
Group	Number Taking Assessment¹	Number Passing Assessment²	Institutional Pass Rate	Number Taking Assessment¹	Number Passing Assessment²	Statewide Pass Rate
All program completers, 2021-22	34	34	100%	1749	1648	94%
All program completers, 2020-21	54	54	100%	1964	1870	95%
All program completers, 2019-20	52	51	98%	1903	1841	97%

Note: In cases where there are less than ten students taking the assessment or license/certificate, the number passing and pass rate are not reported.

¹ Number of completers taking one or more assessments within their area of specialization.

² Summary level "Number Taking Assessment" may differ from assessment level "Number Taking Assessment" because each student is counted once at the summary level but may be counted in multiple assessments at the assessment level.


Single Assessment Institution-Level Pass Rate Data: *Traditional Teacher Preparation Program Within IHE*

	HEOA - Title II 2021 - 2022 Academic Year	
	Institution Name	Lipscomb University
	Institution Code	1161
	State	Tennessee


April 5, 2023

Assessment Information ¹	Group	Number Taking Assessment	Number Passing Assessment	Institutional Pass Rate	Institutional Average Scaled Score	Assessment Cut Score ²	Statewide			
							Number Taking Assessment	Number Passing Assessment	Statewide Pass Rate	Statewide Average Scaled Score
AGRICULTURE (5701) Test Company: ETS Score Range: 100-200	All enrolled students who have completed all nonclinical courses, 2021-22						3			
	Other enrolled students, 2021-22						11	10	91%	158
	All program completers, 2021-22						21	19	90%	164
	All program completers, 2020-21						21	21	100%	170
	All program completers, 2019-20						20	20	100%	166
ART CONTENT AND ANALYSIS (5135) Test Company: ETS Score Range: 100-200	All enrolled students who have completed all nonclinical courses, 2021-22	1				161	8			
	Other enrolled students, 2021-22						27	20	74%	167
	All program completers, 2021-22	1				161	30	29	97%	169
	All program completers, 2020-21						35	35	100%	170
	All program completers, 2019-20	1				161	31	31	100%	172
BIOLOGY CONTENT KNOWLEDGE (0235) Test Company: ETS Score Range: 100-200	All enrolled students who have completed all nonclinical courses, 2021-22						22	21	95%	162
	Other enrolled students, 2021-22	4				148	32	25	78%	157
	All program completers, 2021-22	2				148	34	34	100%	162
	All program completers, 2020-21	2				148	46	45	98%	165
	All program completers, 2019-20	1				148	41	41	100%	165
BUSINESS ED CONTENT KNOWLEDGE (5101) Test Company: ETS Score Range: 100-200	All enrolled students who have completed all nonclinical courses, 2021-22						3			
	Other enrolled students, 2021-22						3			
	All program completers, 2021-22						5			
	All program completers, 2020-21						10	10	100%	170
	All program completers, 2019-20						8			

Single Assessment Institution-Level Pass Rate Data: *Traditional Teacher Preparation Program Within IHE*

		HEOA - Title II 2021 - 2022 Academic Year									
Institution Name		Lipscomb University									
Institution Code		1161									
State		Tennessee									
							April 5, 2023				
							Statewide				
Assessment Information ¹	Group	Number Taking Assessment	Number Passing Assessment	Institutional Pass Rate	Institutional Average Scaled Score	Assessment Cut Score ²	Number Taking Assessment	Number Passing Assessment	Statewide Pass Rate	Statewide Average Scaled Score	
CHEMISTRY CONTENT KNOWLEDGE (0245) Test Company: ETS Score Range: 100-200	All enrolled students who have completed all nonclinical courses, 2021-22						1				
	Other enrolled students, 2021-22						9				
	All program completers, 2021-22						13	12	92%	167	
	All program completers, 2020-21						13	11	85%	161	
	All program completers, 2019-20						12	11	92%	162	
CHINESE (MANDARIN) WORLD LANGUAGE (5665) Test Company: ETS Score Range: 100-200	All enrolled students who have completed all nonclinical courses, 2021-22										
	Other enrolled students, 2021-22										
	All program completers, 2021-22										
	All program completers, 2020-21						1				
	All program completers, 2019-20										
EARLY CHILDHOOD EDUCATION (5025) Test Company: ETS Score Range: 100-200	All enrolled students who have completed all nonclinical courses, 2021-22						24	23	96%	170	
	Other enrolled students, 2021-22	3				156	138	133	96%	171	
	All program completers, 2021-22	1				156	148	146	99%	173	
	All program completers, 2020-21	3				156	156	156	100%	175	
	All program completers, 2019-20	2				156	28	28	100%	174	
EARTH AND SPACE SCIENCES - CK (5571) Test Company: ETS Score Range: 100-200	All enrolled students who have completed all nonclinical courses, 2021-22										
	Other enrolled students, 2021-22						3				
	All program completers, 2021-22						2				
	All program completers, 2020-21						5				
	All program completers, 2019-20										


Single Assessment Institution-Level Pass Rate Data: Traditional Teacher Preparation Program Within IHE

	HEOA - Title II 2021 - 2022 Academic Year
	Lipscomb University
	1161
	Tennessee

April 5, 2023

Assessment Information ¹	Group	Number Taking Assessment	Number Passing Assessment	Institutional Pass Rate	Institutional Average Scaled Score	Assessment Cut Score ²	Statewide			
							Number Taking Assessment	Number Passing Assessment	Statewide Pass Rate	Statewide Average Scaled Score
ECONOMICS (5911) Test Company: ETS Score Range: 100-200	All enrolled students who have completed all nonclinical courses, 2021-22									
	Other enrolled students, 2021-22						3			
	All program completers, 2021-22						1			
	All program completers, 2020-21						1			
	All program completers, 2019-20						1			
ED OF DEAF AND HARD OF HEARING (5272) Test Company: ETS Score Range: 100-200	All enrolled students who have completed all nonclinical courses, 2021-22									
	Other enrolled students, 2021-22						3			
	All program completers, 2021-22						3			
	All program completers, 2020-21						5			
	All program completers, 2019-20						10	9	90%	168
EDUCATION OF YOUNG CHILDREN (5024) Test Company: ETS Score Range: 100-200	All enrolled students who have completed all nonclinical courses, 2021-22						21	19	90%	169
	Other enrolled students, 2021-22	2				160	84	69	82%	168
	All program completers, 2021-22	1				160	142	139	98%	172
	All program completers, 2020-21	3				160	186	180	97%	171
	All program completers, 2019-20	6				160	211	209	99%	172
ELEM ED CONTENT KNOWLEDGE (5018) Test Company: ETS Score Range: 100-200	All enrolled students who have completed all nonclinical courses, 2021-22						2			
	Other enrolled students, 2021-22	2				163	12	5	42%	155
	All program completers, 2021-22	1				163	11	11	100%	174
	All program completers, 2020-21	8				163	97	95	98%	174
	All program completers, 2019-20	26	26	100%	176	163	750	739	99%	173


Single Assessment Institution-Level Pass Rate Data: Traditional Teacher Preparation Program Within IHE

	HEOA - Title II 2021 - 2022 Academic Year
	Lipscomb University
	1161
	Tennessee


April 5, 2023

Assessment Information ¹	Group	Number Taking Assessment	Number Passing Assessment	Institutional Pass Rate	Institutional Average Scaled Score	Assessment Cut Score ²	Statewide			
							Number Taking Assessment	Number Passing Assessment	Statewide Pass Rate	Statewide Average Scaled Score
ELEM ED CURR INSTRUC ASSESSMENT (5017) Test Company: ETS Score Range: 100-200	All enrolled students who have completed all nonclinical courses, 2021-22									
	Other enrolled students, 2021-22						2			
	All program completers, 2021-22						1			
	All program completers, 2020-21						25	24	96%	174
	All program completers, 2019-20	12	12	100%	174	153	207	203	98%	171
ELEM ED MULTI SUBJ MATHEMATICS (5003) Test Company: ETS Score Range: 100-200	All enrolled students who have completed all nonclinical courses, 2021-22	4				157	196	179	91%	174
	Other enrolled students, 2021-22	33	29	88%	174	157	569	509	89%	175
	All program completers, 2021-22	16	16	100%	177	157	759	737	97%	177
	All program completers, 2020-21	14	14	100%	171	157	780	773	99%	177
	All program completers, 2019-20	3				157	248	241	97%	176
ELEM ED MULTI SUBJ READING LANG ARTS (5002) Test Company: ETS Score Range: 100-200	All enrolled students who have completed all nonclinical courses, 2021-22	4				157	193	188	97%	170
	Other enrolled students, 2021-22	33	26	79%	168	157	556	508	91%	171
	All program completers, 2021-22	16	16	100%	173	157	759	752	99%	173
	All program completers, 2020-21	14	14	100%	171	157	780	774	99%	172
	All program completers, 2019-20	3				157	250	247	99%	173
ELEM ED MULTI SUBJ SCIENCES (5005) Test Company: ETS Score Range: 100-200	All enrolled students who have completed all nonclinical courses, 2021-22	4				159	194	173	89%	169
	Other enrolled students, 2021-22	34	25	74%	169	159	560	487	87%	170
	All program completers, 2021-22	16	16	100%	171	159	758	746	98%	173
	All program completers, 2020-21	15	15	100%	170	159	780	767	98%	173
	All program completers, 2019-20	3				159	249	237	95%	171

Single Assessment Institution-Level Pass Rate Data: Traditional Teacher Preparation Program Within IHE

		HEOA - Title II 2021 - 2022 Academic Year								
Institution Name		Lipscomb University								
Institution Code		1161								
State		Tennessee								
							April 5, 2023			
Assessment Information ¹	Group	Number Taking Assessment	Number Passing Assessment	Institutional Pass Rate	Institutional Average Scaled Score	Assessment Cut Score ²	Statewide			
							Number Taking Assessment	Number Passing Assessment	Statewide Pass Rate	Statewide Average Scaled Score
ELEM ED MULTI SUBJ SOCIAL STUDIES (5004) Test Company: ETS Score Range: 100-200	All enrolled students who have completed all nonclinical courses, 2021-22	4				155	196	175	89%	167
	Other enrolled students, 2021-22	33	25	76%	166	155	554	465	84%	165
	All program completers, 2021-22	16	16	100%	170	155	757	734	97%	169
	All program completers, 2020-21	15	15	100%	168	155	780	756	97%	169
	All program completers, 2019-20	3				155	249	238	96%	167
ENGLISH LANGUAGE ARTS: CK (5038) Test Company: ETS Score Range: 100-200	All enrolled students who have completed all nonclinical courses, 2021-22	2				167	30	30	100%	180
	Other enrolled students, 2021-22	9				167	125	110	88%	177
	All program completers, 2021-22	3				167	124	123	99%	181
	All program completers, 2020-21	6				167	130	125	96%	181
	All program completers, 2019-20	3				167	130	129	99%	180
ENGLISH TO SPEAKERS OF OTHER LANGUAGES (5362) Test Company: ETS Score Range: 100-200	All enrolled students who have completed all nonclinical courses, 2021-22	3				155	26	25	96%	168
	Other enrolled students, 2021-22	5				155	50	49	98%	175
	All program completers, 2021-22	16	16	100%	169	155	81	80	99%	176
	All program completers, 2020-21	19	19	100%	171	155	59	59	100%	179
	All program completers, 2019-20	24	24	100%	175	155	60	60	100%	177
FAMILY AND CONSUMER SCIENCES (5122) Test Company: ETS Score Range: 100-200	All enrolled students who have completed all nonclinical courses, 2021-22						3			
	Other enrolled students, 2021-22						5			
	All program completers, 2021-22						2			
	All program completers, 2020-21						2			
	All program completers, 2019-20						6			


Single Assessment Institution-Level Pass Rate Data: Traditional Teacher Preparation Program Within IHE

	HEOA - Title II 2021 - 2022 Academic Year
	Lipscomb University
	1161
	Tennessee


April 5, 2023

Assessment Information ¹	Group	Number Taking Assessment	Number Passing Assessment	Institutional Pass Rate	Institutional Average Scaled Score	Assessment Cut Score ²	Statewide			
							Number Taking Assessment	Number Passing Assessment	Statewide Pass Rate	Statewide Average Scaled Score
FRENCH WORLD LANGUAGE (5174) Test Company: ETS Score Range: 100-200	All enrolled students who have completed all nonclinical courses, 2021-22						2			
	Other enrolled students, 2021-22						2			
	All program completers, 2021-22									
	All program completers, 2020-21						1			
	All program completers, 2019-20									
GEOGRAPHY (5921) Test Company: ETS Score Range: 100-200	All enrolled students who have completed all nonclinical courses, 2021-22						1			
	Other enrolled students, 2021-22						5			
	All program completers, 2021-22						3			
	All program completers, 2020-21									
	All program completers, 2019-20						5			
GERMAN WORLD LANGUAGE (5183) Test Company: ETS Score Range: 100-200	All enrolled students who have completed all nonclinical courses, 2021-22									
	Other enrolled students, 2021-22									
	All program completers, 2021-22						3			
	All program completers, 2020-21						3			
	All program completers, 2019-20									
GIFTED EDUCATION (5358) Test Company: ETS Score Range: 100-200	All enrolled students who have completed all nonclinical courses, 2021-22									
	Other enrolled students, 2021-22									
	All program completers, 2021-22									
	All program completers, 2020-21						1			
	All program completers, 2019-20									


Single Assessment Institution-Level Pass Rate Data: Traditional Teacher Preparation Program Within IHE

		HEOA - Title II 2021 - 2022 Academic Year								
Institution Name		Lipscomb University								
Institution Code		1161								
State		Tennessee								
							April 5, 2023			
Assessment Information ¹	Group	Number Taking Assessment	Number Passing Assessment	Institutional Pass Rate	Institutional Average Scaled Score	Assessment Cut Score ²	Statewide			
							Number Taking Assessment	Number Passing Assessment	Statewide Pass Rate	Statewide Average Scaled Score
GOVERNMENT POLITICAL SCIENCE (5931) Test Company: ETS Score Range: 100-200	All enrolled students who have completed all nonclinical courses, 2021-22									
	Other enrolled students, 2021-22						5			
	All program completers, 2021-22	1				149	7			
	All program completers, 2020-21						5			
	All program completers, 2019-20						7			
HEALTH EDUCATION (5551) Test Company: ETS Score Range: 100-200	All enrolled students who have completed all nonclinical courses, 2021-22						3			
	Other enrolled students, 2021-22						16	15	94%	160
	All program completers, 2021-22						18	18	100%	161
	All program completers, 2020-21	2				144	23	23	100%	162
	All program completers, 2019-20						15	15	100%	168
LIBRARY MEDIA SPECIALIST (5311) Test Company: ETS Score Range: 100-200	All enrolled students who have completed all nonclinical courses, 2021-22						2			
	Other enrolled students, 2021-22						7			
	All program completers, 2021-22						11	11	100%	167
	All program completers, 2020-21						6			
	All program completers, 2019-20						6			
MATHEMATICS CONTENT KNOWLEDGE (5161) Test Company: ETS Score Range: 100-200	All enrolled students who have completed all nonclinical courses, 2021-22	1				160	13	12	92%	171
	Other enrolled students, 2021-22	7				160	55	29	53%	154
	All program completers, 2021-22	2				160	35	34	97%	172
	All program completers, 2020-21	1				160	53	51	96%	171
	All program completers, 2019-20	4				160	43	38	88%	169

Single Assessment Institution-Level Pass Rate Data: Traditional Teacher Preparation Program Within IHE

		HEOA - Title II 2021 - 2022 Academic Year								
Institution Name		Lipscomb University								
Institution Code		1161								
State		Tennessee								
							April 5, 2023			
Assessment Information ¹	Group	Number Taking Assessment	Number Passing Assessment	Institutional Pass Rate	Institutional Average Scaled Score	Assessment Cut Score ²	Statewide			
							Number Taking Assessment	Number Passing Assessment	Statewide Pass Rate	Statewide Average Scaled Score
MIDDLE SCHOOL ENG LANG ARTS (5047) Test Company: ETS Score Range: 100-200	All enrolled students who have completed all nonclinical courses, 2021-22	1				164	1			
	Other enrolled students, 2021-22	5				164	11	5	45%	160
	All program completers, 2021-22						10	7	70%	163
	All program completers, 2020-21						12	12	100%	173
	All program completers, 2019-20						4			
MIDDLE SCHOOL MATHEMATICS (5169) Test Company: ETS Score Range: 100-200	All enrolled students who have completed all nonclinical courses, 2021-22						22	20	91%	173
	Other enrolled students, 2021-22	3				165	25	17	68%	169
	All program completers, 2021-22						31	31	100%	176
	All program completers, 2020-21	1				165	31	30	97%	174
	All program completers, 2019-20						25	25	100%	175
MIDDLE SCHOOL SCIENCE (5440) Test Company: ETS Score Range: 100-200	All enrolled students who have completed all nonclinical courses, 2021-22									
	Other enrolled students, 2021-22						5			
	All program completers, 2021-22	1				150	10	10	100%	164
	All program completers, 2020-21						10	10	100%	163
	All program completers, 2019-20						10	10	100%	167
MIDDLE SCHOOL SCIENCE (5442) Test Company: ETS Score Range: 100-200	All enrolled students who have completed all nonclinical courses, 2021-22						1			
	Other enrolled students, 2021-22	1				152	9			
	All program completers, 2021-22						2			
	All program completers, 2020-21						1			
	All program completers, 2019-20									


Single Assessment Institution-Level Pass Rate Data: Traditional Teacher Preparation Program Within IHE

	HEOA - Title II 2021 - 2022 Academic Year
	Lipscomb University
	1161
	Tennessee

April 5, 2023

Assessment Information ¹	Group	Number Taking Assessment	Number Passing Assessment	Institutional Pass Rate	Institutional Average Scaled Score	Assessment Cut Score ²	Statewide			
							Number Taking Assessment	Number Passing Assessment	Statewide Pass Rate	Statewide Average Scaled Score
MIDDLE SCHOOL SOCIAL STUDIES (5089) Test Company: ETS Score Range: 100-200	All enrolled students who have completed all nonclinical courses, 2021-22									
	Other enrolled students, 2021-22						11	10	91%	169
	All program completers, 2021-22						7			
	All program completers, 2020-21						5			
	All program completers, 2019-20	1				146	7			
MUSIC CONTENT & INSTRUCTION (5114) Test Company: ETS Score Range: 100-200	All enrolled students who have completed all nonclinical courses, 2021-22						13	7	54%	160
	Other enrolled students, 2021-22						90	57	63%	164
	All program completers, 2021-22						114	103	90%	169
	All program completers, 2020-21	4				162	121	116	96%	170
	All program completers, 2019-20	3				162	101	96	95%	170
PHYSICAL ED CONTENT AND DESIGN (5095) Test Company: ETS Score Range: 100-200	All enrolled students who have completed all nonclinical courses, 2021-22						12	10	83%	169
	Other enrolled students, 2021-22	1				169	54	31	57%	168
	All program completers, 2021-22						62	54	87%	171
	All program completers, 2020-21	2				169	66	60	91%	172
	All program completers, 2019-20	1				169	68	65	96%	175
PHYSICS CONTENT KNOWLEDGE (5265) Test Company: ETS Score Range: 100-200	All enrolled students who have completed all nonclinical courses, 2021-22						1			
	Other enrolled students, 2021-22						3			
	All program completers, 2021-22						2			
	All program completers, 2020-21						1			
	All program completers, 2019-20									


Single Assessment Institution-Level Pass Rate Data: Traditional Teacher Preparation Program Within IHE

	HEOA - Title II 2021 - 2022 Academic Year
	Lipscomb University
	1161
	Tennessee

April 5, 2023

Assessment Information ¹	Group	Number Taking Assessment	Number Passing Assessment	Institutional Pass Rate	Institutional Average Scaled Score	Assessment Cut Score ²	Statewide			
							Number Taking Assessment	Number Passing Assessment	Statewide Pass Rate	Statewide Average Scaled Score
PRINC LEARNING AND TEACHING 5-9 (5623) Test Company: ETS Score Range: 100-200	All enrolled students who have completed all nonclinical courses, 2021-22						2			
	Other enrolled students, 2021-22						3			
	All program completers, 2021-22						8			
	All program completers, 2020-21						34	33	97%	176
	All program completers, 2019-20						14	14	100%	175
PRINC LEARNING AND TEACHING 7-12 (5624) Test Company: ETS Score Range: 100-200	All enrolled students who have completed all nonclinical courses, 2021-22						12	11	92%	171
	Other enrolled students, 2021-22						22	19	86%	173
	All program completers, 2021-22						28	27	96%	174
	All program completers, 2020-21	1				157	170	168	99%	177
	All program completers, 2019-20						81	81	100%	175
PRINC LEARNING AND TEACHING EARLY CHILD (5621) Test Company: ETS Score Range: 100-200	All enrolled students who have completed all nonclinical courses, 2021-22						5			
	Other enrolled students, 2021-22						4			
	All program completers, 2021-22						9			
	All program completers, 2020-21						24	24	100%	171
	All program completers, 2019-20						16	15	94%	166
PRINC LEARNING AND TEACHING K-6 (5622) Test Company: ETS Score Range: 100-200	All enrolled students who have completed all nonclinical courses, 2021-22						16	15	94%	177
	Other enrolled students, 2021-22	1				160	16	13	81%	172
	All program completers, 2021-22						58	57	98%	177
	All program completers, 2020-21	2				160	275	273	99%	177
	All program completers, 2019-20	1				160	138	137	99%	175


Single Assessment Institution-Level Pass Rate Data: Traditional Teacher Preparation Program Within IHE

	HEOA - Title II 2021 - 2022 Academic Year
	Lipscomb University
	1161
	Tennessee

April 5, 2023

Assessment Information ¹	Group	Number Taking Assessment	Number Passing Assessment	Institutional Pass Rate	Institutional Average Scaled Score	Assessment Cut Score ²	Statewide			
							Number Taking Assessment	Number Passing Assessment	Statewide Pass Rate	Statewide Average Scaled Score
PSYCHOLOGY (5391) Test Company: ETS Score Range: 100-200	All enrolled students who have completed all nonclinical courses, 2021-22						1			
	Other enrolled students, 2021-22									
	All program completers, 2021-22						1			
	All program completers, 2020-21						1			
	All program completers, 2019-20						2			
SE CK AND MILD TO MODERATE APPL (5543) Test Company: ETS Score Range: 100-200	All enrolled students who have completed all nonclinical courses, 2021-22	1				158	19	17	89%	166
	Other enrolled students, 2021-22	4				158	81	69	85%	168
	All program completers, 2021-22	2				158	96	96	100%	173
	All program completers, 2020-21	5				158	91	88	97%	173
	All program completers, 2019-20	3				158	112	111	99%	174
SE CK AND SEVERE TO PROF APPL (5545) Test Company: ETS Score Range: 100-200	All enrolled students who have completed all nonclinical courses, 2021-22						12	12	100%	171
	Other enrolled students, 2021-22	2				158	66	61	92%	175
	All program completers, 2021-22						75	75	100%	179
	All program completers, 2020-21						67	67	100%	177
	All program completers, 2019-20						73	73	100%	179
SE CORE KNOWLEDGE & APPLICATIONS (5354) Test Company: ETS Score Range: 100-200	All enrolled students who have completed all nonclinical courses, 2021-22						5			
	Other enrolled students, 2021-22						14	14	100%	172
	All program completers, 2021-22						43	43	100%	172
	All program completers, 2020-21						58	58	100%	170
	All program completers, 2019-20						70	70	100%	175


Single Assessment Institution-Level Pass Rate Data: Traditional Teacher Preparation Program Within IHE

	HEOA - Title II 2021 - 2022 Academic Year	
	Institution Name	Lipscomb University
	Institution Code	1161
	State	Tennessee


April 5, 2023

Assessment Information ¹	Group	Number Taking Assessment	Number Passing Assessment	Institutional Pass Rate	Institutional Average Scaled Score	Assessment Cut Score ²	Statewide			
							Number Taking Assessment	Number Passing Assessment	Statewide Pass Rate	Statewide Average Scaled Score
SE TEACHING STU WVVISUAL IMPAIRMENT (5282) Test Company: ETS Score Range: 100-200	All enrolled students who have completed all nonclinical courses, 2021-22									
	Other enrolled students, 2021-22						1			
	All program completers, 2021-22									
	All program completers, 2020-21									
	All program completers, 2019-20									
SE: PRESCHOOL EARLY CHILDHOOD (5691) Test Company: ETS Score Range: 100-200	All enrolled students who have completed all nonclinical courses, 2021-22						5			
	Other enrolled students, 2021-22						35	31	89%	167
	All program completers, 2021-22						40	40	100%	170
	All program completers, 2020-21						54	54	100%	171
	All program completers, 2019-20						62	62	100%	173
SPANISH WORLD LANGUAGE (5195) Test Company: ETS Score Range: 100-200	All enrolled students who have completed all nonclinical courses, 2021-22	1				163	6			
	Other enrolled students, 2021-22	4				163	14	7	50%	157
	All program completers, 2021-22						3			
	All program completers, 2020-21						9			
	All program completers, 2019-20						6			
SPEECH COMMUNICATION: CK (5221) Test Company: ETS Score Range: 100-200	All enrolled students who have completed all nonclinical courses, 2021-22									
	Other enrolled students, 2021-22						1			
	All program completers, 2021-22									
	All program completers, 2020-21									
	All program completers, 2019-20									


Single Assessment Institution-Level Pass Rate Data: Traditional Teacher Preparation Program Within IHE

		HEOA - Title II 2021 - 2022 Academic Year									
Institution Name		Lipscomb University									
Institution Code		1161									
State		Tennessee									
							April 5, 2023				
Assessment Information ¹	Group	Number Taking Assessment	Number Passing Assessment	Institutional Pass Rate	Institutional Average Scaled Score	Assessment Cut Score ²	Statewide				
							Number Taking Assessment	Number Passing Assessment	Statewide Pass Rate	Statewide Average Scaled Score	
TEACHING READING: ELEM EDUCATION (5203) Test Company: ETS Score Range: 100-200	All enrolled students who have completed all nonclinical courses, 2021-22						25	25	100%	174	
	Other enrolled students, 2021-22						25	18	72%	168	
	All program completers, 2021-22	1				162	29	29	100%	173	
	All program completers, 2020-21	26	26	100%	178	162	599	597	100%	176	
	All program completers, 2019-20	33	33	100%	176	162	1175	1170	100%	176	
TEACHING READING: ELEMENTARY (5205) Test Company: ETS Score Range: 100-200	All enrolled students who have completed all nonclinical courses, 2021-22	6				159	229	198	86%	166	
	Other enrolled students, 2021-22	18	13	72%	165	159	513	411	80%	166	
	All program completers, 2021-22	19	19	100%	173	159	1049	1018	97%	169	
	All program completers, 2020-21	5				159	627	605	96%	169	
	All program completers, 2019-20	1				159	45	39	87%	168	
TECHNOLOGY EDUCATION (5051) Test Company: ETS Score Range: 100-200	All enrolled students who have completed all nonclinical courses, 2021-22										
	Other enrolled students, 2021-22										
	All program completers, 2021-22										
	All program completers, 2020-21										
	All program completers, 2019-20						1				
THEATRE (5641) Test Company: ETS Score Range: 100-200	All enrolled students who have completed all nonclinical courses, 2021-22										
	Other enrolled students, 2021-22						4				
	All program completers, 2021-22	2				159	9				
	All program completers, 2020-21	1				159	8				
	All program completers, 2019-20	2				159	9				


Single Assessment Institution-Level Pass Rate Data: *Traditional Teacher Preparation Program Within IHE*

		HEOA - Title II 2021 - 2022 Academic Year								
Institution Name		Lipscomb University								
Institution Code		1161								
State		Tennessee								
							April 5, 2023			
Assessment Information ¹	Group	Number Taking Assessment	Number Passing Assessment	Institutional Pass Rate	Institutional Average Scaled Score	Assessment Cut Score ²	Statewide			
							Number Taking Assessment	Number Passing Assessment	Statewide Pass Rate	Statewide Average Scaled Score
WORLD AND U.S. HISTORY CK (5941) Test Company: ETS Score Range: 100-200	All enrolled students who have completed all nonclinical courses, 2021-22						24	17	71%	159
	Other enrolled students, 2021-22	1				157	77	55	71%	161
	All program completers, 2021-22	4				157	104	101	97%	167
	All program completers, 2020-21	6				157	109	101	93%	165
	All program completers, 2019-20	3				157	115	113	98%	168
EDTPA: AGRICULTURAL EDUCATION (TPA0100) Test Company: E.S. Pearson* Score Range: 15-75	All enrolled students who have completed all nonclinical courses, 2021-22									
	Other enrolled students, 2021-22						5			
	All program completers, 2021-22						22	22	100%	50
	All program completers, 2020-21						14	13	93%	45
	All program completers, 2019-20						18	17	94%	47
EDTPA: BUSINESS EDUCATION (TPA0102) Test Company: E.S. Pearson* Score Range: 15-75	All enrolled students who have completed all nonclinical courses, 2021-22									
	Other enrolled students, 2021-22									
	All program completers, 2021-22						4			
	All program completers, 2020-21						7			
	All program completers, 2019-20						7			
EDTPA: EARLY CHILDHOOD (TPA0014) Test Company: E.S. Pearson* Score Range: 15-75	All enrolled students who have completed all nonclinical courses, 2021-22						1			
	Other enrolled students, 2021-22						15	14	93%	45
	All program completers, 2021-22						127	127	100%	45
	All program completers, 2020-21						141	139	99%	45
	All program completers, 2019-20						131	130	99%	45

Single Assessment Institution-Level Pass Rate Data: Traditional Teacher Preparation Program Within IHE

		HEOA - Title II 2021 - 2022 Academic Year								
Institution Name		Lipscomb University								
Institution Code		1161								
State		Tennessee								
							April 5, 2023			
Assessment Information ¹	Group	Number Taking Assessment	Number Passing Assessment	Institutional Pass Rate	Institutional Average Scaled Score	Assessment Cut Score ²	Statewide			
							Number Taking Assessment	Number Passing Assessment	Statewide Pass Rate	Statewide Average Scaled Score
EDTPA: ELEM ED LITERACY WITH MATHEMATICS TASK 4 (TPA0110) Test Company: E.S. Pearson* Score Range: 18-90	All enrolled students who have completed all nonclinical courses, 2021-22						67	66	99%	54
	Other enrolled students, 2021-22						5			
	All program completers, 2021-22						71	71	100%	55
	All program completers, 2020-21						142	142	100%	55
	All program completers, 2019-20						71	71	100%	56
EDTPA: ELEM ED MATHEMATICS WITH LITERACY TASK 4 (TPA0149) Test Company: E.S. Pearson* Score Range: 18-90	All enrolled students who have completed all nonclinical courses, 2021-22									
	Other enrolled students, 2021-22									
	All program completers, 2021-22						13	13	100%	54
	All program completers, 2020-21						12	12	100%	57
	All program completers, 2019-20						3			
EDTPA: ELEMENTARY LITERACY (TPA0001) Test Company: E.S. Pearson* Score Range: 15-75	All enrolled students who have completed all nonclinical courses, 2021-22						25	25	100%	47
	Other enrolled students, 2021-22						23	22	96%	46
	All program completers, 2021-22	7				40	362	358	99%	47
	All program completers, 2020-21	14	14	100%	47	40	228	226	99%	47
	All program completers, 2019-20	21	21	100%	48	40	383	381	99%	47
EDTPA: ELEMENTARY MATHEMATICS (TPA0002) Test Company: E.S. Pearson* Score Range: 15-75	All enrolled students who have completed all nonclinical courses, 2021-22						9			
	Other enrolled students, 2021-22						15	12	80%	43
	All program completers, 2021-22	9				40	279	275	99%	46
	All program completers, 2020-21	5				40	248	246	99%	46
	All program completers, 2019-20	3				40	243	241	99%	48


Single Assessment Institution-Level Pass Rate Data: Traditional Teacher Preparation Program Within IHE

	HEOA - Title II 2021 - 2022 Academic Year
	Lipscomb University
	1161
	Tennessee

April 5, 2023

Assessment Information ¹	Group	Number Taking Assessment	Number Passing Assessment	Institutional Pass Rate	Institutional Average Scaled Score	Assessment Cut Score ²	Statewide			
							Number Taking Assessment	Number Passing Assessment	Statewide Pass Rate	Statewide Average Scaled Score
EDTPA: ENGLISH AS AN ADDITIONAL LANGUAGE (TPA0115) Test Company: E.S. Pearson* Score Range: 15-75	All enrolled students who have completed all nonclinical courses, 2021-22									
	Other enrolled students, 2021-22						1			
	All program completers, 2021-22						14	14	100%	52
	All program completers, 2020-21	1				40	16	16	100%	48
	All program completers, 2019-20						15	15	100%	52
EDTPA: FAMILY AND CONSUMER SCIENCES (TPA0117) Test Company: E.S. Pearson* Score Range: 15-75	All enrolled students who have completed all nonclinical courses, 2021-22									
	Other enrolled students, 2021-22									
	All program completers, 2021-22						2			
	All program completers, 2020-21									
	All program completers, 2019-20						4			
EDTPA: HEALTH EDUCATION (TPA0119) Test Company: E.S. Pearson* Score Range: 15-75	All enrolled students who have completed all nonclinical courses, 2021-22									
	Other enrolled students, 2021-22									
	All program completers, 2021-22									
	All program completers, 2020-21	1				40	2			
	All program completers, 2019-20						1			
EDTPA: K-12 PERFORMING ARTS (TPA0021) Test Company: E.S. Pearson* Score Range: 15-75	All enrolled students who have completed all nonclinical courses, 2021-22						3			
	Other enrolled students, 2021-22						25	22	88%	44
	All program completers, 2021-22	2				40	114	111	97%	47
	All program completers, 2020-21	5				40	88	88	100%	48
	All program completers, 2019-20	5				40	95	90	95%	47


Single Assessment Institution-Level Pass Rate Data: Traditional Teacher Preparation Program Within IHE

	HEOA - Title II 2021 - 2022 Academic Year
	Lipscomb University
	1161
	Tennessee

April 5, 2023

Assessment Information ¹	Group	Number Taking Assessment	Number Passing Assessment	Institutional Pass Rate	Institutional Average Scaled Score	Assessment Cut Score ²	Statewide			
							Number Taking Assessment	Number Passing Assessment	Statewide Pass Rate	Statewide Average Scaled Score
EDTPA: LIBRARY SPECIALIST (TPA0127) Test Company: E.S. Pearson* Score Range: 15-75	All enrolled students who have completed all nonclinical courses, 2021-22									
	Other enrolled students, 2021-22									
	All program completers, 2021-22									
	All program completers, 2020-21						1			
	All program completers, 2019-20						5			
EDTPA: MIDDLE CHILDHOOD ENGLISH LANGUAGE ARTS (TPA0018) Test Company: E.S. Pearson* Score Range: 15-75	All enrolled students who have completed all nonclinical courses, 2021-22									
	Other enrolled students, 2021-22									
	All program completers, 2021-22						8			
	All program completers, 2020-21						10	10	100%	48
	All program completers, 2019-20						2			
EDTPA: MIDDLE CHILDHOOD HISTORY-SOCIAL STUDIES (TPA0019) Test Company: E.S. Pearson* Score Range: 15-75	All enrolled students who have completed all nonclinical courses, 2021-22									
	Other enrolled students, 2021-22						3			
	All program completers, 2021-22						3			
	All program completers, 2020-21						5			
	All program completers, 2019-20	1				40	7			
EDTPA: MIDDLE CHILDHOOD MATHEMATICS (TPA0016) Test Company: E.S. Pearson* Score Range: 15-75	All enrolled students who have completed all nonclinical courses, 2021-22						18	18	100%	48
	Other enrolled students, 2021-22						1			
	All program completers, 2021-22						25	25	100%	48
	All program completers, 2020-21	2				40	20	20	100%	47
	All program completers, 2019-20						23	23	100%	47


Single Assessment Institution-Level Pass Rate Data: *Traditional Teacher Preparation Program Within IHE*

	HEOA - Title II 2021 - 2022 Academic Year	
	Institution Name	Lipscomb University
	Institution Code	1161
	State	Tennessee

April 5, 2023

Assessment Information ¹	Group	Number Taking Assessment	Number Passing Assessment	Institutional Pass Rate	Institutional Average Scaled Score	Assessment Cut Score ²	Statewide			
							Number Taking Assessment	Number Passing Assessment	Statewide Pass Rate	Statewide Average Scaled Score
EDTPA: MIDDLE CHILDHOOD SCIENCE (TPA0017) Test Company: E.S. Pearson* Score Range: 15-75	All enrolled students who have completed all nonclinical courses, 2021-22									
	Other enrolled students, 2021-22						1			
	All program completers, 2021-22	1				40	11	11	100%	47
	All program completers, 2020-21						5			
	All program completers, 2019-20						5			
EDTPA: PHYSICAL EDUCATION (TPA0011) Test Company: E.S. Pearson* Score Range: 15-75	All enrolled students who have completed all nonclinical courses, 2021-22						2			
	Other enrolled students, 2021-22						7			
	All program completers, 2021-22						44	41	93%	44
	All program completers, 2020-21	1				40	37	35	95%	43
	All program completers, 2019-20	1				40	53	52	98%	44
EDTPA: SCHOOL LIBRARIAN-LIBRARY SPECIALIST (TPA0150) Test Company: E.S. Pearson* Score Range: 15-75	All enrolled students who have completed all nonclinical courses, 2021-22									
	Other enrolled students, 2021-22						1			
	All program completers, 2021-22									
	All program completers, 2020-21									
	All program completers, 2019-20									
EDTPA: SECONDARY ENGLISH LANGUAGE ARTS (TPA0003) Test Company: E.S. Pearson* Score Range: 15-75	All enrolled students who have completed all nonclinical courses, 2021-22						14	14	100%	50
	Other enrolled students, 2021-22						11	11	100%	48
	All program completers, 2021-22	3				40	115	115	100%	49
	All program completers, 2020-21	5				40	90	89	99%	48
	All program completers, 2019-20	2				40	116	115	99%	48


Single Assessment Institution-Level Pass Rate Data: Traditional Teacher Preparation Program Within IHE

	HEOA - Title II 2021 - 2022 Academic Year
	Lipscomb University
	1161
	Tennessee

April 5, 2023

Assessment Information ¹	Group	Number Taking Assessment	Number Passing Assessment	Institutional Pass Rate	Institutional Average Scaled Score	Assessment Cut Score ²	Statewide			
							Number Taking Assessment	Number Passing Assessment	Statewide Pass Rate	Statewide Average Scaled Score
EDTPA: SECONDARY HISTORY-SOCIAL STUDIES (TPA0004) Test Company: E.S. Pearson* Score Range: 15-75	All enrolled students who have completed all nonclinical courses, 2021-22						11	11	100%	46
	Other enrolled students, 2021-22						13	11	85%	42
	All program completers, 2021-22	4				40	105	104	99%	47
	All program completers, 2020-21	6				40	77	76	99%	47
	All program completers, 2019-20	2				40	110	110	100%	47
EDTPA: SECONDARY MATHEMATICS (TPA0005) Test Company: E.S. Pearson* Score Range: 15-75	All enrolled students who have completed all nonclinical courses, 2021-22						6			
	Other enrolled students, 2021-22						10	9	90%	47
	All program completers, 2021-22	1				40	42	39	93%	43
	All program completers, 2020-21						59	59	100%	43
	All program completers, 2019-20	2				40	42	37	88%	43
EDTPA: SECONDARY SCIENCE (TPA0006) Test Company: E.S. Pearson* Score Range: 15-75	All enrolled students who have completed all nonclinical courses, 2021-22						12	12	100%	44
	Other enrolled students, 2021-22						6			
	All program completers, 2021-22	2				40	45	42	93%	48
	All program completers, 2020-21	2				40	47	47	100%	46
	All program completers, 2019-20	1				40	39	38	97%	46
EDTPA: SPECIAL EDUCATION (TPA0012) Test Company: E.S. Pearson* Score Range: 15-75	All enrolled students who have completed all nonclinical courses, 2021-22						25	23	92%	46
	Other enrolled students, 2021-22						31	25	81%	42
	All program completers, 2021-22	2				40	133	133	100%	47
	All program completers, 2020-21	4				40	129	127	98%	47
	All program completers, 2019-20	3				40	129	128	99%	48

Single Assessment Institution-Level Pass Rate Data: Traditional Teacher Preparation Program Within IHE

	HEOA - Title II 2021 - 2022 Academic Year
	Lipscomb University
	1161
	Tennessee

April 5, 2023

Assessment Information ¹	Group	Number Taking Assessment	Number Passing Assessment	Institutional Pass Rate	Institutional Average Scaled Score	Assessment Cut Score ²	Statewide			
							Number Taking Assessment	Number Passing Assessment	Statewide Pass Rate	Statewide Average Scaled Score
EDTPA: VISUAL ARTS (TPA0015) Test Company: E.S. Pearson* Score Range: 15-75	All enrolled students who have completed all nonclinical courses, 2021-22						2			
	Other enrolled students, 2021-22						1			
	All program completers, 2021-22	1				40	24	24	100%	52
	All program completers, 2020-21						32	32	100%	51
	All program completers, 2019-20	1				40	32	32	100%	53
EDTPA: WORLD LANGUAGES (TPA0020) Test Company: E.S. Pearson* Score Range: 13-65	All enrolled students who have completed all nonclinical courses, 2021-22						2			
	Other enrolled students, 2021-22						2			
	All program completers, 2021-22						4			
	All program completers, 2020-21						7			
	All program completers, 2019-20						5			
MATHEMATICS (MIDDLE GRADES AND EARLY SECONDARY) (ESP0105) Test Company: E.S. Pearson* Score Range: 100-300	All enrolled students who have completed all nonclinical courses, 2021-22									
	Other enrolled students, 2021-22						8			
	All program completers, 2021-22						3			
	All program completers, 2020-21	1				220	1			
	All program completers, 2019-20						4			
MATHEMATICS (ESP0304) Test Company: E.S. Pearson* Score Range: 100-300	All enrolled students who have completed all nonclinical courses, 2021-22						5			
	Other enrolled students, 2021-22						13	9	69%	233
	All program completers, 2021-22						11	10	91%	233
	All program completers, 2020-21						22	22	100%	245
	All program completers, 2019-20						13	13	100%	238


Note: In cases where there are less than ten students taking the assessment or license/certificate, the number passing and pass rate are not reported.

¹Tests with multiple delivery options (computer, paper, etc.) will be noted with the assessment code for one format only.

²Cut scores may vary for groups depending upon when the cut scores are established by the state and when each group completed their teacher certification or licensure assessment.

*Questions regarding tests listed by this testing company must be addressed to your state Title II Coordinator.

Summary Institution-Level Pass Rate Data: *Alternative Teacher Preparation Program Within IHE*


		HEOA - Title II 2021 - 2022 Academic Year				
Institution Name		Lipscomb University				
Institution Code		1161				
State		Tennessee				
		<i>April 5, 2023</i>				
		Statewide				
Group	Number Taking Assessment¹	Number Passing Assessment²	Institutional Pass Rate	Number Taking Assessment¹	Number Passing Assessment²	Statewide Pass Rate
All program completers, 2021-22	119	119	100%	459	421	92%
All program completers, 2020-21	96	96	100%	545	511	94%
All program completers, 2019-20	62	62	100%	425	405	95%

Note: In cases where there are less than ten students taking the assessment or license/certificate, the number passing and pass rate are not reported.

¹ Number of completers taking one or more assessments within their area of specialization.

² Summary level "Number Taking Assessment" may differ from assessment level "Number Taking Assessment" because each student is counted once at the summary level but may be counted in multiple assessments at the assessment level.


Single Assessment Institution-Level Pass Rate Data: Alternative Teacher Preparation Program Within IHE

	HEOA - Title II 2021 - 2022 Academic Year
	Lipscomb University
	1161
	Tennessee

April 5, 2023

Assessment Information ¹	Group	Number Taking Assessment	Number Passing Assessment	Institutional Pass Rate	Institutional Average Scaled Score	Assessment Cut Score ²	Statewide			
							Number Taking Assessment	Number Passing Assessment	Statewide Pass Rate	Statewide Average Scaled Score
AGRICULTURE (5701) Test Company: ETS Score Range: 100-200	All enrolled students who have completed all nonclinical courses, 2021-22									
	Other enrolled students, 2021-22						6			
	All program completers, 2021-22						5			
	All program completers, 2020-21						3			
	All program completers, 2019-20						5			
AMERICAN SIGN LANGUAGE PROFICIENCY INTERVIEW ASLPI (0634) Test Company: ETS Score Range: 100-200	All enrolled students who have completed all nonclinical courses, 2021-22									
	Other enrolled students, 2021-22						1			
	All program completers, 2021-22									
	All program completers, 2020-21						1			
	All program completers, 2019-20									
ART CONTENT AND ANALYSIS (5135) Test Company: ETS Score Range: 100-200	All enrolled students who have completed all nonclinical courses, 2021-22						3			
	Other enrolled students, 2021-22	1				161	18	17	94%	173
	All program completers, 2021-22	4				161	11	10	91%	170
	All program completers, 2020-21	4				161	15	15	100%	173
	All program completers, 2019-20	1				161	9			
BIOLOGY CONTENT KNOWLEDGE (0235) Test Company: ETS Score Range: 100-200	All enrolled students who have completed all nonclinical courses, 2021-22						7			
	Other enrolled students, 2021-22	11	11	100%	165	148	54	51	94%	160
	All program completers, 2021-22	8				148	29	29	100%	162
	All program completers, 2020-21	7				148	41	40	98%	164
	All program completers, 2019-20	1				148	33	31	94%	163


Single Assessment Institution-Level Pass Rate Data: Alternative Teacher Preparation Program Within IHE

	HEOA - Title II 2021 - 2022 Academic Year
	Lipscomb University
	1161
	Tennessee

April 5, 2023

Assessment Information ¹	Group	Number Taking Assessment	Number Passing Assessment	Institutional Pass Rate	Institutional Average Scaled Score	Assessment Cut Score ²	Statewide			
							Number Taking Assessment	Number Passing Assessment	Statewide Pass Rate	Statewide Average Scaled Score
BUSINESS ED CONTENT KNOWLEDGE (5101) Test Company: ETS Score Range: 100-200	All enrolled students who have completed all nonclinical courses, 2021-22						4			
	Other enrolled students, 2021-22						23	21	91%	169
	All program completers, 2021-22						13	13	100%	169
	All program completers, 2020-21	2				154	23	23	100%	169
	All program completers, 2019-20						10	9	90%	168
CHEMISTRY CONTENT KNOWLEDGE (0245) Test Company: ETS Score Range: 100-200	All enrolled students who have completed all nonclinical courses, 2021-22						1			
	Other enrolled students, 2021-22	5				152	13	13	100%	171
	All program completers, 2021-22	1				152	5			
	All program completers, 2020-21	1				152	20	20	100%	171
	All program completers, 2019-20	1				152	10	10	100%	169
EARLY CHILDHOOD EDUCATION (5025) Test Company: ETS Score Range: 100-200	All enrolled students who have completed all nonclinical courses, 2021-22						8			
	Other enrolled students, 2021-22	14	14	100%	172	156	30	28	93%	169
	All program completers, 2021-22	1				156	10	10	100%	176
	All program completers, 2020-21						3			
	All program completers, 2019-20						1			
EARTH AND SPACE SCIENCES - CK (5571) Test Company: ETS Score Range: 100-200	All enrolled students who have completed all nonclinical courses, 2021-22									
	Other enrolled students, 2021-22									
	All program completers, 2021-22									
	All program completers, 2020-21						1			
	All program completers, 2019-20									


Single Assessment Institution-Level Pass Rate Data: Alternative Teacher Preparation Program Within IHE

	HEOA - Title II 2021 - 2022 Academic Year	
	Institution Name	Lipscomb University
	Institution Code	1161
	State	Tennessee

April 5, 2023

Assessment Information ¹	Group	Number Taking Assessment	Number Passing Assessment	Institutional Pass Rate	Institutional Average Scaled Score	Assessment Cut Score ²	Statewide			
							Number Taking Assessment	Number Passing Assessment	Statewide Pass Rate	Statewide Average Scaled Score
ECONOMICS (5911) Test Company: ETS Score Range: 100-200	All enrolled students who have completed all nonclinical courses, 2021-22									
	Other enrolled students, 2021-22						5			
	All program completers, 2021-22									
	All program completers, 2020-21									
	All program completers, 2019-20							1		
EDUCATION OF YOUNG CHILDREN (5024) Test Company: ETS Score Range: 100-200	All enrolled students who have completed all nonclinical courses, 2021-22						3			
	Other enrolled students, 2021-22	4				160	19	14	74%	162
	All program completers, 2021-22	1				160	8			
	All program completers, 2020-21	4				160	8			
	All program completers, 2019-20	1				160	10	10	100%	168
ELEM ED CONTENT KNOWLEDGE (5018) Test Company: ETS Score Range: 100-200	All enrolled students who have completed all nonclinical courses, 2021-22						5			
	Other enrolled students, 2021-22						13	5	38%	150
	All program completers, 2021-22	1				163	14	10	71%	164
	All program completers, 2020-21	18	18	100%	175	163	52	52	100%	173
	All program completers, 2019-20	13	13	100%	173	163	53	50	94%	172
ELEM ED CURR INSTRUC ASSESSMENT (5017) Test Company: ETS Score Range: 100-200	All enrolled students who have completed all nonclinical courses, 2021-22						1			
	Other enrolled students, 2021-22						1			
	All program completers, 2021-22						3			
	All program completers, 2020-21	1				153	6			
	All program completers, 2019-20	8				153	26	23	88%	171


Single Assessment Institution-Level Pass Rate Data: Alternative Teacher Preparation Program Within IHE

	HEOA - Title II 2021 - 2022 Academic Year
	Lipscomb University
	1161
	Tennessee

April 5, 2023

Assessment Information ¹	Group	Number Taking Assessment	Number Passing Assessment	Institutional Pass Rate	Institutional Average Scaled Score	Assessment Cut Score ²	Statewide			
							Number Taking Assessment	Number Passing Assessment	Statewide Pass Rate	Statewide Average Scaled Score
ELEM ED MULTI SUBJ MATHEMATICS (5003) Test Company: ETS Score Range: 100-200	All enrolled students who have completed all nonclinical courses, 2021-22						28	24	86%	170
	Other enrolled students, 2021-22	52	52	100%	177	157	147	143	97%	175
	All program completers, 2021-22	15	15	100%	179	157	61	57	93%	174
	All program completers, 2020-21	7				157	37	37	100%	179
	All program completers, 2019-20	1				157	6			
ELEM ED MULTI SUBJ READING LANG ARTS (5002) Test Company: ETS Score Range: 100-200	All enrolled students who have completed all nonclinical courses, 2021-22						28	24	86%	167
	Other enrolled students, 2021-22	52	52	100%	175	157	147	145	99%	173
	All program completers, 2021-22	15	15	100%	174	157	61	60	98%	173
	All program completers, 2020-21	7				157	37	37	100%	176
	All program completers, 2019-20	1				157	6			
ELEM ED MULTI SUBJ SCIENCES (5005) Test Company: ETS Score Range: 100-200	All enrolled students who have completed all nonclinical courses, 2021-22						28	24	86%	167
	Other enrolled students, 2021-22	52	52	100%	174	159	148	142	96%	172
	All program completers, 2021-22	15	15	100%	177	159	60	59	98%	174
	All program completers, 2020-21	7				159	37	37	100%	173
	All program completers, 2019-20	1				159	6			
ELEM ED MULTI SUBJ SOCIAL STUDIES (5004) Test Company: ETS Score Range: 100-200	All enrolled students who have completed all nonclinical courses, 2021-22						28	23	82%	162
	Other enrolled students, 2021-22	52	52	100%	173	155	149	145	97%	171
	All program completers, 2021-22	15	15	100%	174	155	60	58	97%	170
	All program completers, 2020-21	7				155	37	37	100%	174
	All program completers, 2019-20	1				155	6			


Single Assessment Institution-Level Pass Rate Data: *Alternative Teacher Preparation Program Within IHE*

	HEOA - Title II 2021 - 2022 Academic Year
	Lipscomb University
	1161
	Tennessee

April 5, 2023

Assessment Information ¹	Group	Number Taking Assessment	Number Passing Assessment	Institutional Pass Rate	Institutional Average Scaled Score	Assessment Cut Score ²	Statewide			
							Number Taking Assessment	Number Passing Assessment	Statewide Pass Rate	Statewide Average Scaled Score
ENGLISH LANGUAGE ARTS: CK (5038) Test Company: ETS Score Range: 100-200	All enrolled students who have completed all nonclinical courses, 2021-22						10	10	100%	174
	Other enrolled students, 2021-22	22	22	100%	182	167	98	95	97%	179
	All program completers, 2021-22	11	11	100%	177	167	43	43	100%	178
	All program completers, 2020-21	11	11	100%	181	167	57	56	98%	181
	All program completers, 2019-20	6				167	46	46	100%	178
ENGLISH TO SPEAKERS OF OTHER LANGUAGES (DISC) (5361) Test Company: ETS Score Range: 100-200	All enrolled students who have completed all nonclinical courses, 2021-22									
	Other enrolled students, 2021-22									
	All program completers, 2021-22									
	All program completers, 2020-21									
	All program completers, 2019-20	1				143	6			
ENGLISH TO SPEAKERS OF OTHER LANGUAGES (5362) Test Company: ETS Score Range: 100-200	All enrolled students who have completed all nonclinical courses, 2021-22						14	14	100%	170
	Other enrolled students, 2021-22	9				155	46	46	100%	172
	All program completers, 2021-22	14	14	100%	174	155	28	28	100%	175
	All program completers, 2020-21	12	12	100%	174	155	33	33	100%	174
	All program completers, 2019-20	5				155	9			
FAMILY AND CONSUMER SCIENCES (5122) Test Company: ETS Score Range: 100-200	All enrolled students who have completed all nonclinical courses, 2021-22									
	Other enrolled students, 2021-22						1			
	All program completers, 2021-22						1			
	All program completers, 2020-21						4			
	All program completers, 2019-20						2			


Single Assessment Institution-Level Pass Rate Data: Alternative Teacher Preparation Program Within IHE

	HEOA - Title II 2021 - 2022 Academic Year
	Lipscomb University
	1161
	Tennessee

April 5, 2023

Assessment Information ¹	Group	Number Taking Assessment	Number Passing Assessment	Institutional Pass Rate	Institutional Average Scaled Score	Assessment Cut Score ²	Statewide			
							Number Taking Assessment	Number Passing Assessment	Statewide Pass Rate	Statewide Average Scaled Score
FRENCH WORLD LANGUAGE (5174) Test Company: ETS Score Range: 100-200	All enrolled students who have completed all nonclinical courses, 2021-22									
	Other enrolled students, 2021-22						6			
	All program completers, 2021-22	2				160	3			
	All program completers, 2020-21						3			
	All program completers, 2019-20						5			
GEOGRAPHY (5921) Test Company: ETS Score Range: 100-200	All enrolled students who have completed all nonclinical courses, 2021-22									
	Other enrolled students, 2021-22						1			
	All program completers, 2021-22									
	All program completers, 2020-21									
	All program completers, 2019-20									
GERMAN WORLD LANGUAGE (5183) Test Company: ETS Score Range: 100-200	All enrolled students who have completed all nonclinical courses, 2021-22									
	Other enrolled students, 2021-22									
	All program completers, 2021-22									
	All program completers, 2020-21						1			
	All program completers, 2019-20									
GOVERNMENT POLITICAL SCIENCE (5931) Test Company: ETS Score Range: 100-200	All enrolled students who have completed all nonclinical courses, 2021-22									
	Other enrolled students, 2021-22						5			
	All program completers, 2021-22						2			
	All program completers, 2020-21						2			
	All program completers, 2019-20	1				149	4			


Single Assessment Institution-Level Pass Rate Data: Alternative Teacher Preparation Program Within IHE

	HEOA - Title II 2021 - 2022 Academic Year
	Lipscomb University
	1161
	Tennessee

April 5, 2023

Assessment Information ¹	Group	Number Taking Assessment	Number Passing Assessment	Institutional Pass Rate	Institutional Average Scaled Score	Assessment Cut Score ²	Statewide			
							Number Taking Assessment	Number Passing Assessment	Statewide Pass Rate	Statewide Average Scaled Score
HEALTH EDUCATION (5551) Test Company: ETS Score Range: 100-200	All enrolled students who have completed all nonclinical courses, 2021-22									
	Other enrolled students, 2021-22	1				144	8			
	All program completers, 2021-22						2			
	All program completers, 2020-21						3			
	All program completers, 2019-20	1					144	4		
LATIN (5601) Test Company: ETS Score Range: 100-200	All enrolled students who have completed all nonclinical courses, 2021-22									
	Other enrolled students, 2021-22						3			
	All program completers, 2021-22									
	All program completers, 2020-21	1				148	1			
	All program completers, 2019-20									
LIBRARY MEDIA SPECIALIST (5311) Test Company: ETS Score Range: 100-200	All enrolled students who have completed all nonclinical courses, 2021-22						1			
	Other enrolled students, 2021-22						6			
	All program completers, 2021-22						5			
	All program completers, 2020-21						3			
	All program completers, 2019-20						1			
MARKETING EDUCATION (5561) Test Company: ETS Score Range: 100-200	All enrolled students who have completed all nonclinical courses, 2021-22									
	Other enrolled students, 2021-22	2				169	2			
	All program completers, 2021-22	1				169	2			
	All program completers, 2020-21						2			
	All program completers, 2019-20	2				169	3			


Single Assessment Institution-Level Pass Rate Data: Alternative Teacher Preparation Program Within IHE

	HEOA - Title II 2021 - 2022 Academic Year
	Lipscomb University
	1161
	Tennessee

April 5, 2023

Assessment Information ¹	Group	Number Taking Assessment	Number Passing Assessment	Institutional Pass Rate	Institutional Average Scaled Score	Assessment Cut Score ²	Statewide			
							Number Taking Assessment	Number Passing Assessment	Statewide Pass Rate	Statewide Average Scaled Score
MATHEMATICS CONTENT KNOWLEDGE (5161) Test Company: ETS Score Range: 100-200	All enrolled students who have completed all nonclinical courses, 2021-22						8			
	Other enrolled students, 2021-22	11	11	100%	176	160	43	34	79%	169
	All program completers, 2021-22	6				160	24	21	88%	164
	All program completers, 2020-21	3				160	31	31	100%	169
	All program completers, 2019-20						24	22	92%	167
MIDDLE SCHOOL CONTENT KNOWLEDGE (5146) Test Company: ETS Score Range: 100-200	All enrolled students who have completed all nonclinical courses, 2021-22									
	Other enrolled students, 2021-22									
	All program completers, 2021-22									
	All program completers, 2020-21						1			
	All program completers, 2019-20						2			
MIDDLE SCHOOL ENG LANG ARTS (5047) Test Company: ETS Score Range: 100-200	All enrolled students who have completed all nonclinical courses, 2021-22						1			
	Other enrolled students, 2021-22	5				164	8			
	All program completers, 2021-22	2				164	2			
	All program completers, 2020-21						2			
	All program completers, 2019-20	3				164	6			
MIDDLE SCHOOL MATHEMATICS (5169) Test Company: ETS Score Range: 100-200	All enrolled students who have completed all nonclinical courses, 2021-22						2			
	Other enrolled students, 2021-22	22	22	100%	177	165	37	37	100%	175
	All program completers, 2021-22	2				165	12	12	100%	174
	All program completers, 2020-21	3				165	15	15	100%	178
	All program completers, 2019-20	6				165	16	15	94%	177


Single Assessment Institution-Level Pass Rate Data: *Alternative Teacher Preparation Program Within IHE*

	HEOA - Title II 2021 - 2022 Academic Year	
	Institution Name	Lipscomb University
	Institution Code	1161
	State	Tennessee

April 5, 2023

Assessment Information ¹	Group	Number Taking Assessment	Number Passing Assessment	Institutional Pass Rate	Institutional Average Scaled Score	Assessment Cut Score ²	Statewide			
							Number Taking Assessment	Number Passing Assessment	Statewide Pass Rate	Statewide Average Scaled Score
MIDDLE SCHOOL SCIENCE (5440) Test Company: ETS Score Range: 100-200	All enrolled students who have completed all nonclinical courses, 2021-22						3			
	Other enrolled students, 2021-22	5				150	11	11	100%	162
	All program completers, 2021-22	3				150	5			
	All program completers, 2020-21	2				150	7			
	All program completers, 2019-20	1				150	2			
MIDDLE SCHOOL SCIENCE (5442) Test Company: ETS Score Range: 100-200	All enrolled students who have completed all nonclinical courses, 2021-22									
	Other enrolled students, 2021-22	1				152	9			
	All program completers, 2021-22									
	All program completers, 2020-21									
	All program completers, 2019-20									
MIDDLE SCHOOL SOCIAL STUDIES (5089) Test Company: ETS Score Range: 100-200	All enrolled students who have completed all nonclinical courses, 2021-22									
	Other enrolled students, 2021-22	5				146	14	14	100%	165
	All program completers, 2021-22	2				146	4			
	All program completers, 2020-21						2			
	All program completers, 2019-20						1			
MUSIC CONTENT & INSTRUCTION (5114) Test Company: ETS Score Range: 100-200	All enrolled students who have completed all nonclinical courses, 2021-22						3			
	Other enrolled students, 2021-22	1				162	6			
	All program completers, 2021-22	3				162	5			
	All program completers, 2020-21	1				162	4			
	All program completers, 2019-20						5			


Single Assessment Institution-Level Pass Rate Data: Alternative Teacher Preparation Program Within IHE

	HEOA - Title II 2021 - 2022 Academic Year
	Lipscomb University
	1161
	Tennessee


April 5, 2023

Assessment Information ¹	Group	Number Taking Assessment	Number Passing Assessment	Institutional Pass Rate	Institutional Average Scaled Score	Assessment Cut Score ²	Statewide			
							Number Taking Assessment	Number Passing Assessment	Statewide Pass Rate	Statewide Average Scaled Score
PHYSICAL ED CONTENT AND DESIGN (5095) Test Company: ETS Score Range: 100-200	All enrolled students who have completed all nonclinical courses, 2021-22						15	8	53%	164
	Other enrolled students, 2021-22	1				169	42	31	74%	171
	All program completers, 2021-22	1				169	9			
	All program completers, 2020-21						25	19	76%	171
	All program completers, 2019-20	1				169	17	17	100%	171
PHYSICS CONTENT KNOWLEDGE (5265) Test Company: ETS Score Range: 100-200	All enrolled students who have completed all nonclinical courses, 2021-22									
	Other enrolled students, 2021-22						1			
	All program completers, 2021-22	1				144	1			
	All program completers, 2020-21						4			
	All program completers, 2019-20						4			
PRINC LEARNING AND TEACHING 5-9 (5623) Test Company: ETS Score Range: 100-200	All enrolled students who have completed all nonclinical courses, 2021-22									
	Other enrolled students, 2021-22	1				160	4			
	All program completers, 2021-22						7			
	All program completers, 2020-21	4				160	34	31	91%	175
	All program completers, 2019-20	1				160	13	12	92%	171
PRINC LEARNING AND TEACHING 7-12 (5624) Test Company: ETS Score Range: 100-200	All enrolled students who have completed all nonclinical courses, 2021-22						9			
	Other enrolled students, 2021-22	3				157	32	26	81%	170
	All program completers, 2021-22	1				157	77	69	90%	171
	All program completers, 2020-21	17	17	100%	182	157	215	211	98%	177
	All program completers, 2019-20	14	14	100%	177	157	127	127	100%	175

Single Assessment Institution-Level Pass Rate Data: Alternative Teacher Preparation Program Within IHE

		HEOA - Title II 2021 - 2022 Academic Year								
Institution Name		Lipscomb University								
Institution Code		1161								
State		Tennessee								
							April 5, 2023			
Assessment Information ¹	Group	Number Taking Assessment	Number Passing Assessment	Institutional Pass Rate	Institutional Average Scaled Score	Assessment Cut Score ²	Statewide			
							Number Taking Assessment	Number Passing Assessment	Statewide Pass Rate	Statewide Average Scaled Score
PRINC LEARNING AND TEACHING EARLY CHILD (5621) Test Company: ETS Score Range: 100-200	All enrolled students who have completed all nonclinical courses, 2021-22						1			
	Other enrolled students, 2021-22	4				157	8			
	All program completers, 2021-22						4			
	All program completers, 2020-21	5				157	11	11	100%	169
	All program completers, 2019-20						6			
PRINC LEARNING AND TEACHING K-6 (5622) Test Company: ETS Score Range: 100-200	All enrolled students who have completed all nonclinical courses, 2021-22						9			
	Other enrolled students, 2021-22						14	13	93%	173
	All program completers, 2021-22	1				160	19	17	89%	174
	All program completers, 2020-21	7				160	81	79	98%	176
	All program completers, 2019-20	7				160	54	53	98%	174
PSYCHOLOGY (5391) Test Company: ETS Score Range: 100-200	All enrolled students who have completed all nonclinical courses, 2021-22									
	Other enrolled students, 2021-22						2			
	All program completers, 2021-22						2			
	All program completers, 2020-21									
	All program completers, 2019-20						1			
SE CK AND MILD TO MODERATE APPL (5543) Test Company: ETS Score Range: 100-200	All enrolled students who have completed all nonclinical courses, 2021-22						16	16	100%	164
	Other enrolled students, 2021-22	77	76	99%	170	158	164	162	99%	169
	All program completers, 2021-22	39	39	100%	173	158	85	84	99%	171
	All program completers, 2020-21	22	22	100%	176	158	69	69	100%	170
	All program completers, 2019-20	15	15	100%	171	158	62	61	98%	167


Single Assessment Institution-Level Pass Rate Data: Alternative Teacher Preparation Program Within IHE

	HEOA - Title II 2021 - 2022 Academic Year
	Lipscomb University
	1161
	Tennessee

April 5, 2023

Assessment Information ¹	Group	Number Taking Assessment	Number Passing Assessment	Institutional Pass Rate	Institutional Average Scaled Score	Assessment Cut Score ²	Statewide			
							Number Taking Assessment	Number Passing Assessment	Statewide Pass Rate	Statewide Average Scaled Score
SE CK AND SEVERE TO PROF APPL (5545) Test Company: ETS Score Range: 100-200	All enrolled students who have completed all nonclinical courses, 2021-22						6			
	Other enrolled students, 2021-22	9				158	58	57	98%	172
	All program completers, 2021-22	1				158	18	18	100%	176
	All program completers, 2020-21	1				158	8			
	All program completers, 2019-20						12	12	100%	176
SE CORE KNOWLEDGE & APPLICATIONS (5354) Test Company: ETS Score Range: 100-200	All enrolled students who have completed all nonclinical courses, 2021-22						1			
	Other enrolled students, 2021-22						5			
	All program completers, 2021-22						1			
	All program completers, 2020-21									
	All program completers, 2019-20							1		
SE: PRESCHOOL EARLY CHILDHOOD (5691) Test Company: ETS Score Range: 100-200	All enrolled students who have completed all nonclinical courses, 2021-22						2			
	Other enrolled students, 2021-22	5				159	9			
	All program completers, 2021-22						1			
	All program completers, 2020-21									
	All program completers, 2019-20							1		
SOCIOLOGY (5952) Test Company: ETS Score Range: 100-200	All enrolled students who have completed all nonclinical courses, 2021-22									
	Other enrolled students, 2021-22									
	All program completers, 2021-22						1			
	All program completers, 2020-21									
	All program completers, 2019-20							1		


Single Assessment Institution-Level Pass Rate Data: Alternative Teacher Preparation Program Within IHE

	HEOA - Title II 2021 - 2022 Academic Year
	Lipscomb University
	1161
	Tennessee


April 5, 2023

Assessment Information ¹	Group	Number Taking Assessment	Number Passing Assessment	Institutional Pass Rate	Institutional Average Scaled Score	Assessment Cut Score ²	Statewide			
							Number Taking Assessment	Number Passing Assessment	Statewide Pass Rate	Statewide Average Scaled Score
SPANISH WORLD LANGUAGE (5195) Test Company: ETS Score Range: 100-200	All enrolled students who have completed all nonclinical courses, 2021-22						9			
	Other enrolled students, 2021-22	5				163	25	22	88%	175
	All program completers, 2021-22	1				163	3			
	All program completers, 2020-21	4				163	21	17	81%	169
	All program completers, 2019-20	3				163	13	13	100%	173
SPEECH COMMUNICATION: CK (5221) Test Company: ETS Score Range: 100-200	All enrolled students who have completed all nonclinical courses, 2021-22									
	Other enrolled students, 2021-22									
	All program completers, 2021-22									
	All program completers, 2020-21									
	All program completers, 2019-20	1				144	1			
TEACHING READING: ELEM EDUCATION (5203) Test Company: ETS Score Range: 100-200	All enrolled students who have completed all nonclinical courses, 2021-22						3			
	Other enrolled students, 2021-22	1				162	14	8	57%	162
	All program completers, 2021-22	4				162	21	20	95%	174
	All program completers, 2020-21	26	26	100%	178	162	85	85	100%	175
	All program completers, 2019-20	38	38	100%	175	162	140	138	99%	173
TEACHING READING: ELEMENTARY (5205) Test Company: ETS Score Range: 100-200	All enrolled students who have completed all nonclinical courses, 2021-22						37	25	68%	164
	Other enrolled students, 2021-22	63	37	59%	164	159	163	100	61%	163
	All program completers, 2021-22	57	57	100%	171	159	156	145	93%	169
	All program completers, 2020-21	27	27	100%	171	159	103	96	93%	168
	All program completers, 2019-20						12	9	75%	163

Single Assessment Institution-Level Pass Rate Data: Alternative Teacher Preparation Program Within IHE

		HEOA - Title II 2021 - 2022 Academic Year								
Institution Name		Lipscomb University								
Institution Code		1161								
State		Tennessee								
							April 5, 2023			
Assessment Information ¹	Group	Number Taking Assessment	Number Passing Assessment	Institutional Pass Rate	Institutional Average Scaled Score	Assessment Cut Score ²	Statewide			
							Number Taking Assessment	Number Passing Assessment	Statewide Pass Rate	Statewide Average Scaled Score
THEATRE (5641) Test Company: ETS Score Range: 100-200	All enrolled students who have completed all nonclinical courses, 2021-22									
	Other enrolled students, 2021-22	1				159	7			
	All program completers, 2021-22	1				159	3			
	All program completers, 2020-21						2			
	All program completers, 2019-20						3			
WORLD AND U.S. HISTORY CK (5941) Test Company: ETS Score Range: 100-200	All enrolled students who have completed all nonclinical courses, 2021-22						9			
	Other enrolled students, 2021-22	4				157	46	38	83%	165
	All program completers, 2021-22	6				157	33	31	94%	164
	All program completers, 2020-21	4				157	29	27	93%	166
	All program completers, 2019-20	6				157	32	32	100%	161
EDTPA: AGRICULTURAL EDUCATION (TPA0100) Test Company: E.S. Pearson* Score Range: 15-75	All enrolled students who have completed all nonclinical courses, 2021-22									
	Other enrolled students, 2021-22						2			
	All program completers, 2021-22						4			
	All program completers, 2020-21									
	All program completers, 2019-20						3			
EDTPA: BUSINESS EDUCATION (TPA0102) Test Company: E.S. Pearson* Score Range: 15-75	All enrolled students who have completed all nonclinical courses, 2021-22									
	Other enrolled students, 2021-22									
	All program completers, 2021-22	1				40	13	13	100%	43
	All program completers, 2020-21	1				40	2			
	All program completers, 2019-20	1				40	7			


Single Assessment Institution-Level Pass Rate Data: Alternative Teacher Preparation Program Within IHE

	HEOA - Title II 2021 - 2022 Academic Year
	Lipscomb University
	1161
	Tennessee

April 5, 2023

Assessment Information ¹	Group	Number Taking Assessment	Number Passing Assessment	Institutional Pass Rate	Institutional Average Scaled Score	Assessment Cut Score ²	Statewide			
							Number Taking Assessment	Number Passing Assessment	Statewide Pass Rate	Statewide Average Scaled Score
EDTPA: CLASSICAL LANGUAGES (TPA0104) Test Company: E.S. Pearson* Score Range: 13-65	All enrolled students who have completed all nonclinical courses, 2021-22									
	Other enrolled students, 2021-22						1			
	All program completers, 2021-22									
	All program completers, 2020-21	1				35	1			
	All program completers, 2019-20						1			
EDTPA: EARLY CHILDHOOD (TPA0014) Test Company: E.S. Pearson* Score Range: 15-75	All enrolled students who have completed all nonclinical courses, 2021-22						1			
	Other enrolled students, 2021-22	2				40	2			
	All program completers, 2021-22						3			
	All program completers, 2020-21						1			
	All program completers, 2019-20	1				40	3			
EDTPA: ELEM ED LITERACY WITH MATHEMATICS TASK 4 (TPA0110) Test Company: E.S. Pearson* Score Range: 18-90	All enrolled students who have completed all nonclinical courses, 2021-22						1			
	Other enrolled students, 2021-22									
	All program completers, 2021-22						2			
	All program completers, 2020-21						1			
	All program completers, 2019-20						4			
EDTPA: ELEMENTARY LITERACY (TPA0001) Test Company: E.S. Pearson* Score Range: 15-75	All enrolled students who have completed all nonclinical courses, 2021-22						4			
	Other enrolled students, 2021-22	3				40	8			
	All program completers, 2021-22	11	11	100%	46	40	30	30	100%	46
	All program completers, 2020-21	16	16	100%	46	40	25	23	92%	46
	All program completers, 2019-20	10	10	100%	46	40	23	23	100%	47


Single Assessment Institution-Level Pass Rate Data: Alternative Teacher Preparation Program Within IHE

	HEOA - Title II 2021 - 2022 Academic Year
	Lipscomb University
	1161
	Tennessee

April 5, 2023

Assessment Information ¹	Group	Number Taking Assessment	Number Passing Assessment	Institutional Pass Rate	Institutional Average Scaled Score	Assessment Cut Score ²	Statewide			
							Number Taking Assessment	Number Passing Assessment	Statewide Pass Rate	Statewide Average Scaled Score
EDTPA: ELEMENTARY MATHEMATICS (TPA0002) Test Company: E.S. Pearson* Score Range: 15-75	All enrolled students who have completed all nonclinical courses, 2021-22						3			
	Other enrolled students, 2021-22	1				40	1			
	All program completers, 2021-22	2				40	23	22	96%	44
	All program completers, 2020-21						5			
	All program completers, 2019-20	1				40	5			
EDTPA: ENGLISH AS AN ADDITIONAL LANGUAGE (TPA0115) Test Company: E.S. Pearson* Score Range: 15-75	All enrolled students who have completed all nonclinical courses, 2021-22						3			
	Other enrolled students, 2021-22						4			
	All program completers, 2021-22	11	11	100%	48	40	21	21	100%	47
	All program completers, 2020-21	4				40	14	14	100%	48
	All program completers, 2019-20	1				40	7			
EDTPA: HEALTH EDUCATION (TPA0119) Test Company: E.S. Pearson* Score Range: 15-75	All enrolled students who have completed all nonclinical courses, 2021-22									
	Other enrolled students, 2021-22						1			
	All program completers, 2021-22						1			
	All program completers, 2020-21									
	All program completers, 2019-20						1			
EDTPA: K-12 PERFORMING ARTS (TPA0021) Test Company: E.S. Pearson* Score Range: 15-75	All enrolled students who have completed all nonclinical courses, 2021-22						2			
	Other enrolled students, 2021-22									
	All program completers, 2021-22	4				40	9			
	All program completers, 2020-21	1				40	3			
	All program completers, 2019-20						3			


Single Assessment Institution-Level Pass Rate Data: *Alternative Teacher Preparation Program Within IHE*

	HEOA - Title II 2021 - 2022 Academic Year	
	Institution Name	Lipscomb University
	Institution Code	1161
	State	Tennessee

April 5, 2023

Assessment Information ¹	Group	Number Taking Assessment	Number Passing Assessment	Institutional Pass Rate	Institutional Average Scaled Score	Assessment Cut Score ²	Statewide				
							Number Taking Assessment	Number Passing Assessment	Statewide Pass Rate	Statewide Average Scaled Score	
EDTPA: MIDDLE CHILDHOOD ENGLISH LANGUAGE ARTS (TPA0018) Test Company: E.S. Pearson* Score Range: 15-75	All enrolled students who have completed all nonclinical courses, 2021-22										
	Other enrolled students, 2021-22										
	All program completers, 2021-22	2				40	2				
	All program completers, 2020-21						1				
	All program completers, 2019-20	3				40	5				
EDTPA: MIDDLE CHILDHOOD HISTORY-SOCIAL STUDIES (TPA0019) Test Company: E.S. Pearson* Score Range: 15-75	All enrolled students who have completed all nonclinical courses, 2021-22										
	Other enrolled students, 2021-22	2				40	2				
	All program completers, 2021-22	2				40	2				
	All program completers, 2020-21										
	All program completers, 2019-20										
EDTPA: MIDDLE CHILDHOOD MATHEMATICS (TPA0016) Test Company: E.S. Pearson* Score Range: 15-75	All enrolled students who have completed all nonclinical courses, 2021-22						1				
	Other enrolled students, 2021-22	7				40	9				
	All program completers, 2021-22	3				40	9				
	All program completers, 2020-21	1				40	3				
	All program completers, 2019-20	3				40	8				
EDTPA: MIDDLE CHILDHOOD SCIENCE (TPA0017) Test Company: E.S. Pearson* Score Range: 15-75	All enrolled students who have completed all nonclinical courses, 2021-22						1				
	Other enrolled students, 2021-22	1				40	2				
	All program completers, 2021-22	3				40	5				
	All program completers, 2020-21	2				40	3				
	All program completers, 2019-20	1				40	1				


Single Assessment Institution-Level Pass Rate Data: Alternative Teacher Preparation Program Within IHE

	HEOA - Title II 2021 - 2022 Academic Year
	Lipscomb University
	1161
	Tennessee


April 5, 2023

Assessment Information ¹	Group	Number Taking Assessment	Number Passing Assessment	Institutional Pass Rate	Institutional Average Scaled Score	Assessment Cut Score ²	Statewide			
							Number Taking Assessment	Number Passing Assessment	Statewide Pass Rate	Statewide Average Scaled Score
EDTPA: PHYSICAL EDUCATION (TPA0011) Test Company: E.S. Pearson* Score Range: 15-75	All enrolled students who have completed all nonclinical courses, 2021-22						1			
	Other enrolled students, 2021-22						6			
	All program completers, 2021-22						5			
	All program completers, 2020-21						8			
	All program completers, 2019-20						6			
EDTPA: SECONDARY ENGLISH LANGUAGE ARTS (TPA0003) Test Company: E.S. Pearson* Score Range: 15-75	All enrolled students who have completed all nonclinical courses, 2021-22						6			
	Other enrolled students, 2021-22	1				40	4			
	All program completers, 2021-22	10	10	100%	49	40	33	33	100%	48
	All program completers, 2020-21	6				40	14	14	100%	48
	All program completers, 2019-20	4				40	30	30	100%	46
EDTPA: SECONDARY HISTORY-SOCIAL STUDIES (TPA0004) Test Company: E.S. Pearson* Score Range: 15-75	All enrolled students who have completed all nonclinical courses, 2021-22						3			
	Other enrolled students, 2021-22						3			
	All program completers, 2021-22	7				40	22	21	95%	44
	All program completers, 2020-21						11	11	100%	45
	All program completers, 2019-20	3				40	16	16	100%	45
EDTPA: SECONDARY MATHEMATICS (TPA0005) Test Company: E.S. Pearson* Score Range: 15-75	All enrolled students who have completed all nonclinical courses, 2021-22						1			
	Other enrolled students, 2021-22						6			
	All program completers, 2021-22	6				40	20	18	90%	43
	All program completers, 2020-21	1				40	13	13	100%	43
	All program completers, 2019-20						14	13	93%	42

Single Assessment Institution-Level Pass Rate Data: Alternative Teacher Preparation Program Within IHE

		HEOA - Title II 2021 - 2022 Academic Year									
Institution Name		Lipscomb University									
Institution Code		1161									
State		Tennessee					April 5, 2023				
Assessment Information ¹	Group	Number Taking Assessment	Number Passing Assessment	Institutional Pass Rate	Institutional Average Scaled Score	Assessment Cut Score ²	Statewide				
							Number Taking Assessment	Number Passing Assessment	Statewide Pass Rate	Statewide Average Scaled Score	
EDTPA: SECONDARY SCIENCE (TPA0006) Test Company: E.S. Pearson* Score Range: 15-75	All enrolled students who have completed all nonclinical courses, 2021-22						2				
	Other enrolled students, 2021-22						5				
	All program completers, 2021-22	10	10	100%	47	40	27	27	100%	46	
	All program completers, 2020-21	6				40	27	27	100%	48	
	All program completers, 2019-20	2				40	18	17	94%	43	
EDTPA: SPECIAL EDUCATION (TPA0012) Test Company: E.S. Pearson* Score Range: 15-75	All enrolled students who have completed all nonclinical courses, 2021-22						8				
	Other enrolled students, 2021-22	11	10	91%	45	40	22	20	91%	45	
	All program completers, 2021-22	36	36	100%	46	40	64	64	100%	45	
	All program completers, 2020-21	19	19	100%	46	40	29	28	97%	45	
	All program completers, 2019-20	2				40	29	28	97%	45	
EDTPA: VISUAL ARTS (TPA0015) Test Company: E.S. Pearson* Score Range: 15-75	All enrolled students who have completed all nonclinical courses, 2021-22						1				
	Other enrolled students, 2021-22						3				
	All program completers, 2021-22	4				40	8				
	All program completers, 2020-21	3				40	4				
	All program completers, 2019-20	1				40	3				
EDTPA: WORLD LANGUAGES (TPA0020) Test Company: E.S. Pearson* Score Range: 13-65	All enrolled students who have completed all nonclinical courses, 2021-22										
	Other enrolled students, 2021-22	1				35	6				
	All program completers, 2021-22	3				35	8				
	All program completers, 2020-21	1				35	10	10	100%	38	
	All program completers, 2019-20	2				35	10	10	100%	41	

Single Assessment Institution-Level Pass Rate Data: Alternative Teacher Preparation Program Within IHE

	HEOA - Title II 2021 - 2022 Academic Year	
	Institution Name	Lipscomb University
	Institution Code	1161
	State	Tennessee

April 5, 2023

Assessment Information ¹	Group	Number Taking Assessment	Number Passing Assessment	Institutional Pass Rate	Institutional Average Scaled Score	Assessment Cut Score ²	Statewide			
							Number Taking Assessment	Number Passing Assessment	Statewide Pass Rate	Statewide Average Scaled Score
MATHEMATICS (MIDDLE GRADES AND EARLY SECONDARY) (ESP0105) Test Company: E.S. Pearson* Score Range: 100-300	All enrolled students who have completed all nonclinical courses, 2021-22									
	Other enrolled students, 2021-22	3				220	5			
	All program completers, 2021-22	1				220	1			
	All program completers, 2020-21						1			
	All program completers, 2019-20									
MATHEMATICS (ESP0304) Test Company: E.S. Pearson* Score Range: 100-300	All enrolled students who have completed all nonclinical courses, 2021-22						2			
	Other enrolled students, 2021-22	1				220	11	11	100%	232
	All program completers, 2021-22						2			
	All program completers, 2020-21						11	11	100%	240
	All program completers, 2019-20						1			

Note: In cases where there are less than ten students taking the assessment or license/certificate, the number passing and pass rate are not reported.

¹Tests with multiple delivery options (computer, paper, etc.) will be noted with the assessment code for one format only.

²Cut scores may vary for groups depending upon when the cut scores are established by the state and when each group completed their teacher certification or licensure assessment.

*Questions regarding tests listed by this testing company must be addressed to your state Title II Coordinator.