

**LIPSCOMB UNIVERSITY**  
**1 UNIVERSITY PARK DRIVE NASHVILLE, TN 37204**  
**STUDENT ACHIEVEMENT**

**2021**

Lipscomb University evaluates success with respect to student achievement consistent with its mission as stated below:

*Lipscomb University is a private coeducational institution whose principle focus is undergraduate education in the liberal arts and sciences, combined with a number of undergraduate professional and pre-professional fields, master's, and doctoral degree programs. Its primary mission is to integrate Christian faith and practice with academic excellence. This mission is carried out not only in the classroom, online programs, but also by involvement in numerous services to the church and the larger community.*

Criteria which serve to confirm the university is carrying out the mission include measuring and managing student self-report results and outcomes as confirmed by two continuous improvement survey results known as the *Graduating Senior Survey (GSS)*, which is an internal survey administered to every undergraduate senior as a graduation requirement, and the *Student Satisfaction Inventory (SSI)*, an externally administered survey with university-specific questions addressing how Lipscomb University is carrying out the mission from the students perspective. This survey is administered annually each October to undergraduate students representing all class levels and all colleges.

Other measurements used to evaluate achievement by Lipscomb students include: freshman retention and graduation rates; job placement rates; state and national licensing and professional examination results; enrollment data resulting in course completion and degrees granted; and other means of demonstrating achievement of goals based on the mission of the university.

Criterion I: Carrying out the mission

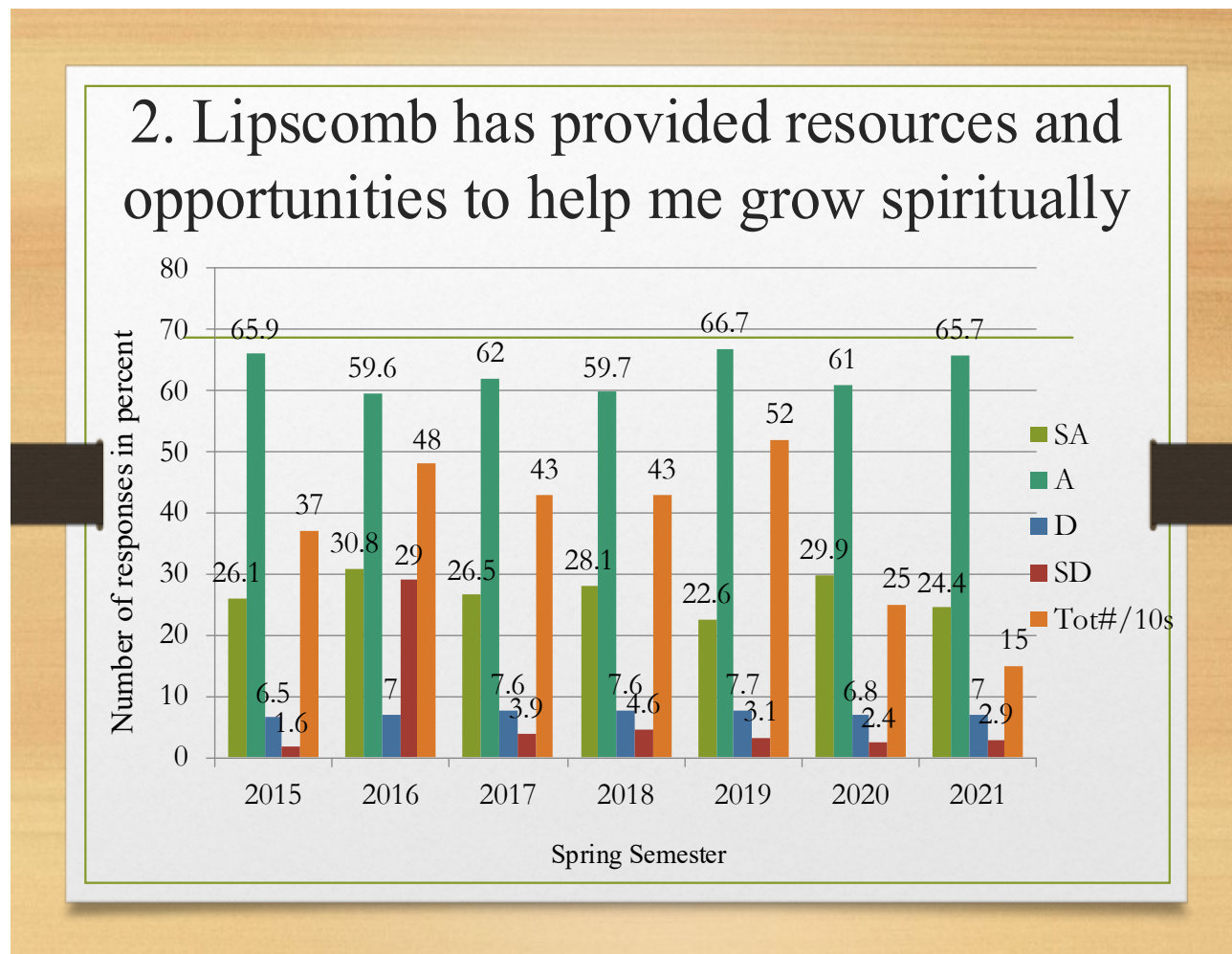
Goal: 90% of all graduating students (undergraduate) will respond that *Lipscomb has provided resources and opportunities to help me grow spiritually*

Indicator(s): Results from the *Graduating Senior Survey (GSS)* and *Student Satisfaction Inventory (SSI)*

Lipscomb University's mission is to *integrate Christian faith and practice with academic excellence*. Indicators used to evaluate success of this criterion include responses from several questions from the *GSS (Graduation Senior Survey)*, several of which are shown here and **demonstrate that students are able to integrate Christian faith and practice with academic excellence**. For example, using three of the survey questions on the *GSS*, the university is able to measure the extent to which Christian faith is integrated into the academic programs. Those assessment results derive from *GSS* questions which demonstrate students have had opportunities to grow spiritually; they have developed a deeper understanding of the meaning of Christian

service; and they have developed a clearer sense of their own ethical and spiritual values, thus carrying out the mission of the University. This survey has been administered to all graduating undergraduate students since 1999. Trended results are shown below as students responded to the questions using the following rating scale:

SA = strongly agree; A = agree; D = disagree; SD = strongly disagree. Total respondents (in 10's) are shown in the orange bar in the chart, so for 2020, 250 students responded with the reduced number of students a function of the corona virus.



Results: GSS chart #2 (above) reflect that students confirm they have been provided resources and opportunities to help them grow spiritually: 90.10% (2021)

Criterion II: Carrying out the mission: Students will develop a clearer sense of their own ethical and spiritual values

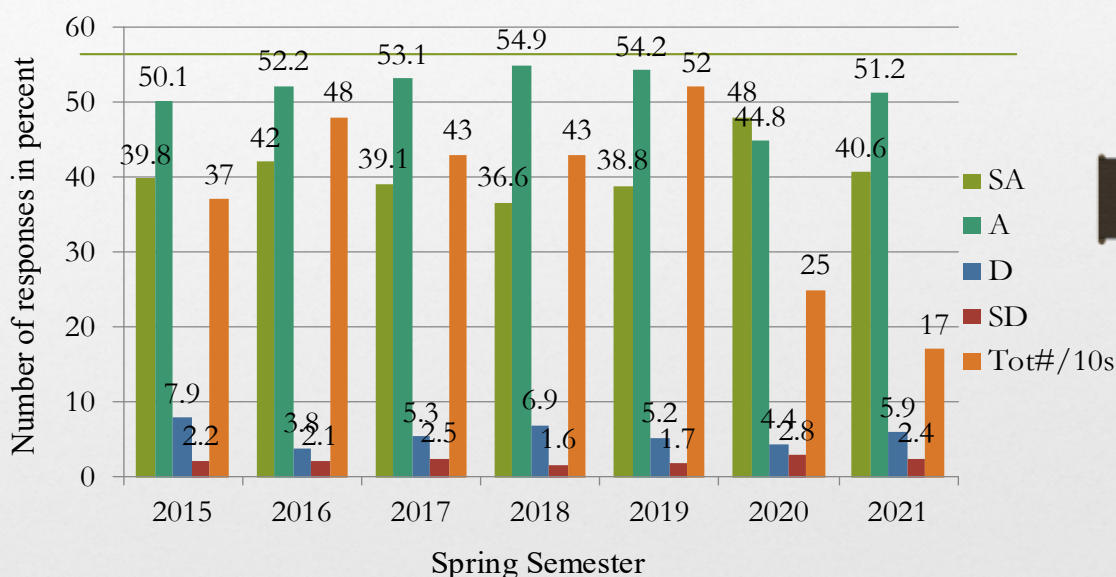
Goal: 90% of all graduating students (undergraduate) will respond that *Lipscomb has provided resources and opportunities to help me grow spiritually*;

Indicators: Results from the *Graduating Senior Survey (GSS)* and *Student Satisfaction Inventory (SSI)*

**90% of all graduating students (undergraduate) will respond they have developed a clearer sense of their own ethical and spiritual values.**

Results: In 2021, results indicate that 91.8% of the graduating class confirmed this fact.

#### 4. I have developed a clearer sense of my own ethical and spiritual values

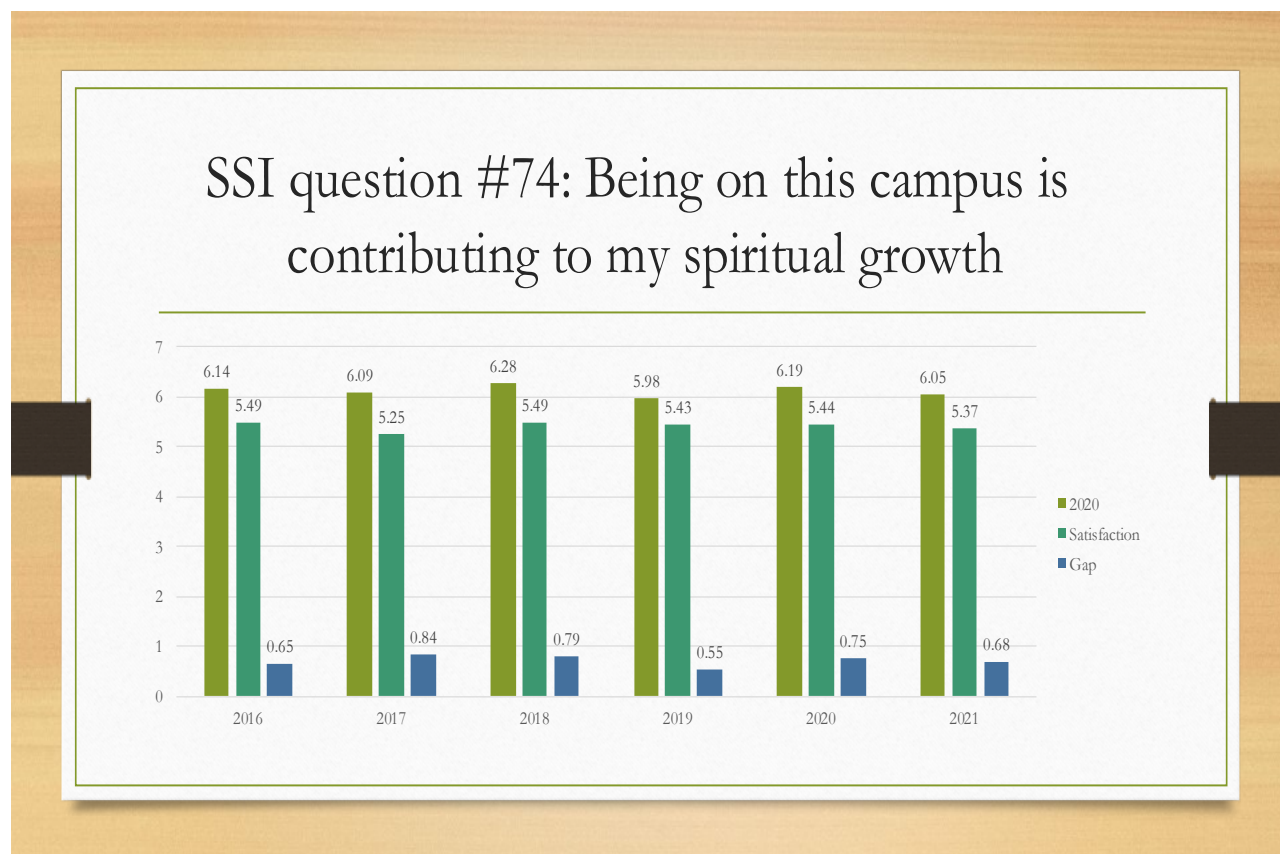


A second source of results for these criteria is the **SSI (Student Satisfaction Inventory)**, a survey administered annually to a random cross-section of all undergraduate students during the month of October. The random cross-section represents all class levels and all disciplines. Results of four of the questions regarding how students rate the impact of the university mission on their lives trended over time demonstrate that students are able to **integrate Christian faith and practice (mission)**.

For example, *SSI question #74 states: Being on this campus is contributing to my spiritual growth; SSI question #75 states: My understanding of God is being strengthened by classroom and/or campus experiences. Finally, SSI question #53 states: Faculty, administrators, and/or staff are helpful to me in processing issues related to my faith.*

Graduate students also participate in an *ASPS* survey (SSI for graduate students). *ASPS* question #79 states, *Given where I am right now, this campus is a good “fit” for me.* Results clearly demonstrate that Lipscomb University evaluates success with respect to student achievement consistent with its mission and that students believe they have achieved this goal. Nevertheless, Lipscomb University continues to use *SSI* (undergraduates) and *ASPS* (graduate) data to improve student achievement.

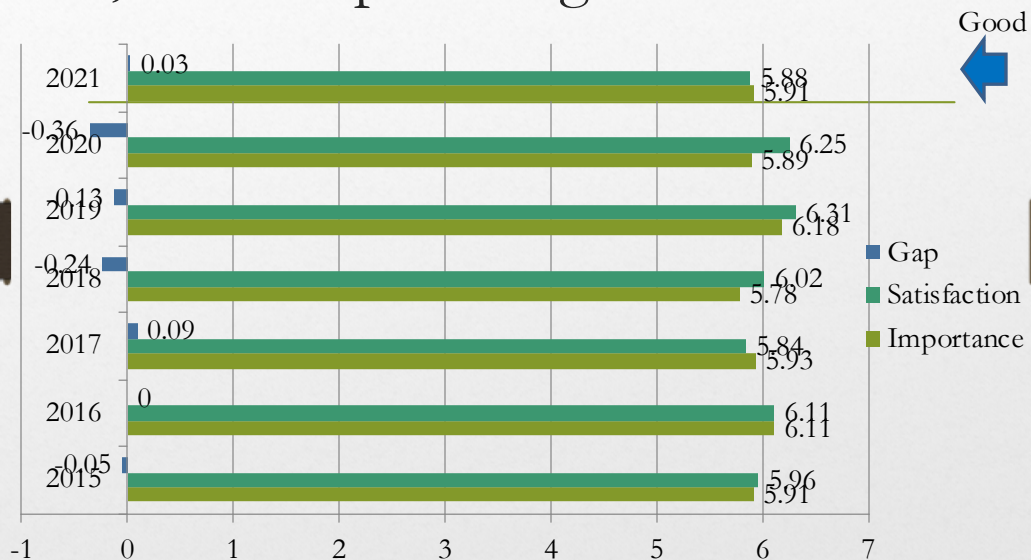
SSI results can be interpreted as follows: The yellow-green bar reflects the level of importance on a scale of 1 – 7, with 7 being the highest level of importance for the question content; the dark green bar reflects the level of student satisfaction for the same question. The blue bar reflects the difference between the two (importance and satisfaction) and is called the “**gap**.” The smaller the gap, the more satisfied students are with the issue under consideration. Any gap close to or exceeding “1” is managed on an on-going basis and monitored until the issue is resolved to reflect increased student satisfaction. Results for the past five + years are shown below:



SSI question #75: My understanding of God is being strengthened by classroom and/or campus experiences



55. Given where I am spiritually right now, this campus is a good “fit” for me





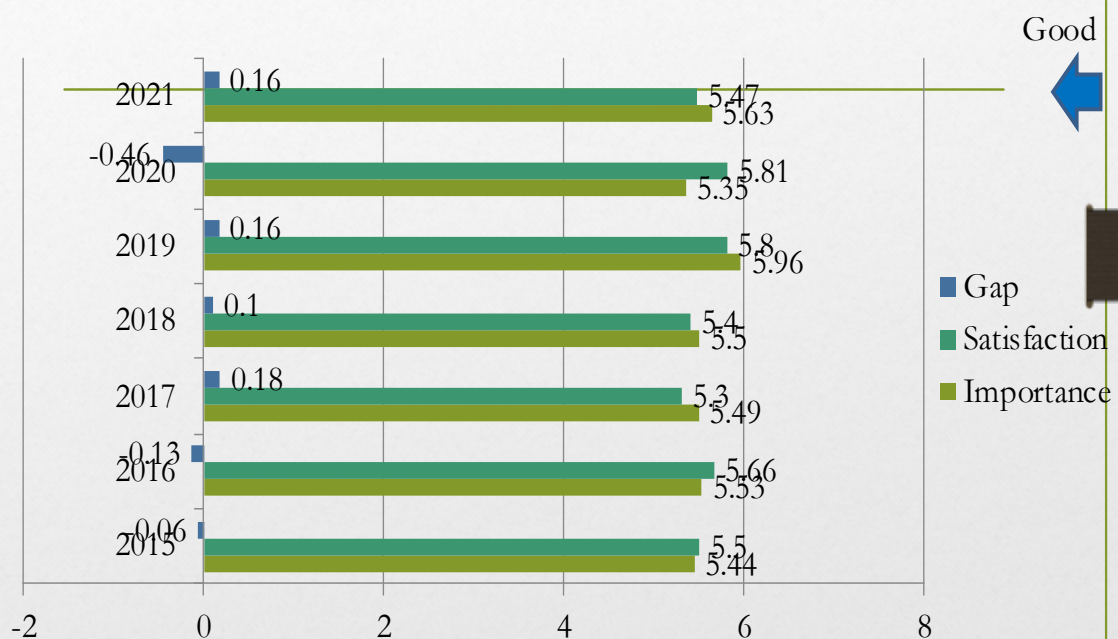
Criterion #3: Faculty, administrators, and staff are involved in carrying out the mission with students

Indicator: ASPS question #53

Goal: The gap will be less than 0.20 for all graduate students who respond that faculty, administrators, and staff are helpful in processing issues related to their faith

Results: ASPS question #53 in 2021 confirms that faculty, administrators, and staff are helpful to graduate students in processing issues related their faith. The gap remains under 0.18 since 2016.

53. Faculty, administrators, and/or staff are helpful to me in processing issues related to my faith



Criterion IV: Pass rates for programs requiring state, national, or professional licensure

Goal: Lipscomb University's pass rates for graduates seeking national or professional licensure will be 90 – 100%

Indicators: Pass rates for: Dietetics Registration Program; Dietetics Placement Rates: Nursing (**NCLEX**); Doctor of Pharmacy (**NAPLEX**); Education: (**PRAXIS**); Physician Assistant:

Outcomes: Outcomes are favorable

<b>LIPSCOMB UNIVERSITY</b>									
<b>STUDENT ACHIEVEMENT TREND</b>									
<b>DEPARTMENT: Dietetics Registration Pass Rate (Percent)</b>									
<b>Year</b>	<b>2015</b>	<b>2016</b>	<b>2017</b>	<b>2018</b>	<b>2019</b>	<b>2020</b>	<b>2021</b>	<b>2022</b>	<b>2023</b>
<b>Pass Rate</b>	100	91	90	94.45	93.45	93.4			

<b>LIPSCOMB UNIVERSITY</b>									
<b>STUDENT ACHIEVEMENT TREND</b>									
<b>DEPARTMENT: Dietetics: Placement Rates (Percent)</b>									
<b>Year</b>	<b>2015</b>	<b>2016</b>	<b>2017</b>	<b>2018</b>	<b>2019</b>	<b>2020</b>	<b>2021</b>	<b>2022</b>	<b>2023</b>
<b>Pass Rate</b>	90.9	100	86.95	100	92.3	90	100		

<b>LIPSCOMB UNIVERSITY</b>									
<b>STUDENT ACHIEVEMENT TREND</b>									
<b>DEPARTMENT: : School of Nursing: NCLEX Exam Pass Rate (Percent)</b>									
<b>Year</b>	<b>2015</b>	<b>2016</b>	<b>2017</b>	<b>2018</b>	<b>2019</b>	<b>2020</b>	<b>2021</b>	<b>2022</b>	<b>2023</b>
<b>Pass Rate</b>	65	91.3	100	97.3	98	100	92		

LIPSCOMB UNIVERSITY									
STUDENT ACHIEVEMENT TREND									
DEPARTMENT: Physician Assistant Pass Rate (Percent)									
Year	2020*	2021	2022	2023	2024	2025	2026	2027	2028
Pass Rate	100	95							

\*Inaugural year

LIPSCOMB UNIVERSITY									
STUDENT ACHIEVEMENT TREND									
DEPARTMENT: Doctor of Pharmacy: NAPLEX Exam Pass Rate (Percent)									
Year	2015	2016	2017	2018	2019	2020	2021	2022	2023
Pass Rate	96.15	95.59	95.89	91.04	98.33	85.53	Not yet available		

LIPSCOMB UNIVERSITY									
STUDENT ACHIEVEMENT TREND									
DEPARTMENT: Education: PRAXIS (Percent)									
Year/Pass	2015	2016	2017	2018	2019	2020	2021	2022	2023
K – 6	100	100	100	100	100	100	100		
5 – 9	100	100	100	100	100	100	100		
7 – 12	98	100	100	100	100	100	100		
SLLA	95.83	100	100	100	100	100	100		



LIPSCOMB UNIVERSITY								
STUDENT ACHIEVEMENT TREND								
DEPARTMENT: ATHLETICS (Percent)								
Year	2020	2021	2022	2023	2024	2025	2026	2027
Student Athlete GPA Rate	3.57	3.5						
NCAA Academic Progress Rate	985	991						
NCAA Graduation Success Rate	96%	93%						

Criterion V: Students admitted to Professional Programs in Health Care

Goal: Increase or maintain the number of students who apply to and are accepted into professional programs in health care. Acceptances are monitored but not necessarily stated as a percent of graduating seniors.

Indicators: Data collected by Lipscomb University's Health Profession's Advisory Council.

Outcomes: Satisfactory

STUDENT ACHIEVEMENT TREND									
DEPARTMENT: MEDICAL-RELATED ACCEPTANCE DATA									
Year	2015	2016	2017	2018	2019	2020	2021	2022	2023
Medical School	32	20	37	36	38	18	41		
Dental School	6	9	6	6	6	6	8		
Pharmacy School	14	16	7	16	11	20	20		
Veterinary School	0	3	1	1	1	1	1		

LIPSCOMB UNIVERSITY											
STUDENT ACHIEVEMENT TREND											
Department: Physician Assistant											
Year	2020*	2021	2022	2023	2024	2025	2026	2027	2028	2029	2030
Pass rate	100	95									

\*Inaugural year

LIPSCOMB UNIVERSITY											
STUDENT ACHIEVEMENT TREND											
Department: Undergraduate Education: PRAXIS PASS RATE											
Year	2012	2013	2014	2015	2016	2017*May	2018	2019	2020	2021	2020
K – 6	100%	98%	99%	100%	100%	100%	100%	100%	100%		
5 – 9	100%	100%	100%	100%	100%	100%	100%	100%	100%		
7 - 12	98%	100%	100%	100%	100%	100%	100%	100%	100%		
SLLA	100%	100%	100%	95.83%	100%	100%	100%	100%	100%		

Criterion VI: Job placement

Goal: 90% of all graduates will have a position within 6 months of graduation, assuming they are actively seeking employment. This goal also includes graduate school acceptance and military service.

Indicators: CDC (Career Development Center) job placement data.

<b>LIPSCOMB UNIVERSITY</b>								
<b>STUDENT ACHIEVEMENT TREND</b>								
<b>Job Placement Rate (%) (College Data)</b>								
<b>College</b>	<b>Department</b>	<b>2014 – 2015</b>	<b>2015 – 2016</b>	<b>2016 – 2017</b>	<b>2017 – 2018</b>	<b>2019 - 2020</b>	<b>2020- 2021</b>	<b>2021 - 2022</b>
Bible & Ministry	Bible	95	89	82	89	93		
Business	Accounting	100	100	100	97	100		
Computing/Technology	Computing/Information	100	100	86	95	95		
Education	Education	100	98	94	98	96		
Engineering	Mechanical/Engineering	100	100	100	100	97		
Entertain/Arts	Music	80	100	100	90	90		
Leadership/Pub Serv	Law, Justice, Society	100	73	86	83	94		
Liberal Arts/Science	Communication	90	96	93	96	94		
Pharmacy/HS	Kinesiology	82	87	100	96	95		
Professional Studies	Integrated Studies	100	100	86	93	100		

Criterion VII. Increase in number of undergraduate graduates as a function of increased enrollment

Goal: Maintain or increase enrollment (ultimately graduates) in the major degree for each college and each department.

Indicators: Data collected by the Office of Institutional Research

<b>MAJOR</b>	<b>2015</b>	<b>2016</b>	<b>2017</b>	<b>2018</b>	<b>2019-20</b>	<b>2020</b>	<b>2021</b>	<b>2022</b>	<b>2023</b>	<b>2024</b>
Accounting	20	33	14	16	16		29			
Accounting with Concentration			6	14	14					
Accounting, Joint BBA/MACC	8	8								
American History	1		1							
Animation, BA			1	1	1					
Animation, BFA				1	1					
Art Therapy	2	1	2	4	4		3			
Art: Graphic Concentration	2	3	4	2	2		6			
Art: Studio Concentration			2	2	2					
Arts: Pharmacy	2	3								
Bible	2		1							
Biochemistry: Applied: Pre-Pharmacy			3	1	1		1			
Biochemistry: Applied	5	5	6	2	2					
Biochemistry: Biology Emphasis	1	2		3	3					
Biochemistry: Chemistry Emphasis		1	4	1	1					
Biology	27	32	37	43	43		46			
Biology Teaching		3	1	2	2		2			

Biology-Pharmacy 3+1 Program		1	1	1	1		2			
Biomedical Physics		1	1	2	2					
Bioscience and Philosophy			1	6	6		8			
Chemistry Teaching		1								
Chemistry: Applied	2	1	1							
Chemistry: Professional		1	2	1	1					
Children's Ministry				1	1		1			
Civil Engineering	6	7	11	8	8					
Computational Biology				1	1					
Computer Science	3	3	2	7	7		2			
Computer Science & Mathematics			1				1			
Data Science			1							
Dietetics	6	12	20	7	7		11			
Disability Studies				2	2		3			
Electrical & Computer Engineering	3	7	9	8	81					
English Teaching	7	3	5	1	6					
English: Literature Track	5	6	3	6	6					
English: Writing Track	13	10	12	19	19					
Entertainment Design: Theatre Emphasis			1							
Environmental/Sustainability Science:			2	1	1					
Environmental/Sustainability Science:			1	1			3			
ESS: Sustainable Practice Concentration	2	2	1							

ESS: Conservation Ecology	1	3	2							
ESS: Law & Policy Concentration	1									
European History	2	3	2							
Exercise Science	22	30	21	19	19		13			
Fam & Con Sci: Fashion Merch:	1	8	4	3	3					
Fam & Con Sci: Fashion Merch: Small	1									
Family Science				7	7		7			
Fashion Merchandising: Corporate Track				1	1		1			
Fashion Design							3			
Fashion Merchandising: Entrepreneur				2	2		3			
Film Production				3	3		2			
Finance		1	3	7	7	13				
Financial Management	4	6	7	1	1					
Financial Markets	5	6	5	2	2					
Fitness & Sport Studies			1				6			
FMCS: Family Relations Concentration	4	8	3	2	2					
FMCS: Fashion Merchandising	1									
FMCS: Food Systems Management	1	3	1							
FMCS: Textiles & Apparel	2	4	1							
French	1		1				1			
French Teaching			1							



Christian Ministry							3			
Game Development							1			
German	1		1							
Government and Public Admin	1		1							
Graphic Design Major	5	6	5	2	2					
Health & Physical Ed Teaching	6		5	2	2					
Health Sciences: Pharmacy							2			
History	5	6	2	7	7		2			
History Teaching	4	4	1	4	4		3			
Hospitality Management							2			
Informatics & Analytics				1	1					
Information Security	1	3	2	2	2					
Information Technology	6	4	3	4	4					
Information Technology Management	1	2								
Information Technology Management		1		3	3					
Integrated Studies	24	13	26	23	23					
Integrated Studies: Aging		1								
Interdisciplinary Studies in Education	1	8	3	8	8		2			
Interdisciplinary Teaching 4-8	3	5	2	4	4					
Interdisciplinary Teaching K-5		1	15	20	20		10			
Interdisciplinary Teaching K-6	24	35	11	1	1					

Interdisciplinary Teaching Pre-K-3	2	2		4	4		1			
International Affairs		1					5			
Journalism & New Media	10	12	11	10	10		8			
Law, Justice, & Society							27			
Leadership Communication	2	8	1	1	1					
Liberal Arts Studies	7		3							
Marketing	6									
Marketing-Graphic Arts		1	5	2	2					
Mathematics	8	3	5	4	4		2			
Mathematics Teaching	4	1	1	1	11					
Mathematics-Applied	2	2	3	4	4					
Mechanical Engineering	13	17	16	19	19					
Management: Corporate Management	19	25	20	29	29					
Management :Entrepreneurship Conc.	6	11	7	11	11					
Management: Human Resource	4	5	3	9	9					
Management: International Business	4	3	6	6	6					
Management: Social Entrepreneurship	1	4	3							
Management: Supply Chain	2		3	2	2					
Marketing: Corporate Marketing	5	10	9	15	15					
Marketing: Professional Sales		2	3							

Marketing: Strategic New Media		3	8	3	3					
Marketing: Entrepreneurship	1	1	3	3	3					
Molecular Biology/Biomolecular	1	5	1	1						
Molecular Biology	13	11	7	7	7					
Music Industries							1			
Music							2			
Music Teaching (Vocal/General)			4	1	1					
Music: Contemporary Music, BA				1	1					
				1	1					
Music: Composition	1		1							
Music: Instrumental Performance	1									
Music: Liberal Arts	2	4	2	2	2		2			
Music: Piano Performance		1	2							
Music: Pre-Health		1	1							
Music: Teaching (Instrumental)	2	1								
Music: Vocal Performance	1	1								
Nursing	69	73	62	35	35					
Org. Comm. & PR: Sports/Entertainment	1									
Organizational Leadership	21	25	44	36	36					
Organizational Comm. & Public	2	1								
Philosophy	5	5	7	4	4		2			

Physics		1	1	1	1					
Political Science: Pre-Law Concentration			1	1						
Political Science	5	10	5	2	2		4			
Political Science: International Relations		3	1	5			3			
Psychology							6			
Political Science							4			
Political Science: International Relations		3	1	5						
Pre-Nursing				1	5					
Psychology	53	38	46	48	48					
Public Comm. & Leadership:	1				0					
Public Relations	6	10	10	1	1		11			
Restorative Criminal Justice	1	1		4	4		2			
Social Work	23	18	20	13	13					

Pre-Nursing				1	5					
Psychology	53	38	46	48	48					
Public Comm. & Leadership:	1				0					
Public Relations	6	10	10	1	1		11			
Restorative Criminal Justice	1	1		4	4		2			
Social Work	23	18	20	13	13					
Software Engineering		1	3	5	5					
Spanish	7	4	3	3	3		2			
Psychology	53	38	46	48	48					
Public Comm. & Leadership:	1				0					
Public Relations	6	10	10	1	1		11			
Restorative Criminal Justice	1	1		4	4		2			
Social Work	23	18	20	13	13					
Software Engineering		1	3	5	5					
Spanish	7	4	3	3	3		2			
Spanish: Teaching	1		1							
Special Ed Interventionist K-8			4	7						
Sport Management		1	2							
Strategic Communication			7	18			4			
Studio Art Major	3		3	2						
Theatre							1			
Theater Ministry			1							
Theater Teaching			1	1	1		1			
Theater: Acting Emphasis	3	3	3	10	19					

Theater: Design/Tech Emphasis	1		4							
Theater: Directing Emphasis	7		2	1	1					
Theater: Musical Theater Emphasis	2	2	4	3						
Theology & Ministry: with concentration	1						13			
Theology & Ministry							9			
Theology & Ministry: Missions			1							
Theology & Ministry: Preaching	2	3	1	1	1					
Theology & Ministry: Youth Ministry	4	4	3	3	3					
Theology & Ministry: Children's Min	1									
Theology and Ministry	3	9	7	15	15					
Visual Arts Administration			1				1			
Visual Arts Teaching		1	1	1	4					
Web Application Development	2		2							
Worship Ministry			2	1	1					



**ATTENTION: NEW REPORTING FORMAT FOR UNDERGRADUATE DEGREES GRANTED IN 2021**

<b>UNDERGRADUATE GRADUATES</b>	<b>2021</b>
Art Therapy	3
Art: Graphic Design	6
Biology Pharmacy 3+1	1
Children's Ministry	1
Commercial Music	2
Contemporary Music	4
English	11
English Teaching	5
Family Science	1
Fashion Merchandising	3
Film Production	2
History	3
History Teaching	3
Hospitality Management	3
Interdisciplinary Studies in Education	2
Interdisciplinary Teaching: K-5	11
International Affairs	8
Journalism and New Media	4
Law, Justice and Society	6
Mathematics	1
Music	1
Music Industries	1
Philosophy	1
Political Science	6
Political Science - International Relations	4
Psychology	10
Public Relations	7
Restorative Criminal Justice	2
Spanish	2

Strategic Communication	2
Theatre Teaching	1
Theology and Ministry	12
Theology and Ministry with Concentration	3
Visual Arts Administration	2
Accounting	25
Finance	13
Management	43
Marketing	35
Animation	9
Film Production	7
Graphic Design	8
Studio Art	1
Theatre: Acting	3
Theatre: Design and Production	1
Theatre: Directing	1
Theatre: Musical Theatre	5
Music Teaching: Vocal/General	1
Music: Commercial Music	6
Music: Piano Performance	1
Biochemistry	6
Biochemistry: Applied	1
Biology	42
Biology Teaching	2
Biology: Pharmacy 3+1	1
Biomedical Physics	1
Bioscience and Philosophy	5
Chemistry: Applied	1
Civil Engineering	8
Computer Science	2
Computer Science and Mathematics	1
Dietetics	11

Disability Studies	4
Electrical and Computer Engineering	6
Environmental and Sustainability Science	1
Exercise Science	15
Family Science	7
Fashion Design	3
Fashion Merchandising	1
Fitness and Sports Studies	6
Game Development	1
Health Sciences: Pharmacy	2
Information Security	2
Information Technology	4
Information Technology Management	5
Interdisciplinary Middle Grades Teaching: Math,6-8	1
Interdisciplinary Middle Grades Teaching:Science,6-8	1
Interdisciplinary Studies in Education	2
Interdisciplinary Teaching: K-5	6
Interdisciplinary Teaching: Pre K-3	1
Law, Justice and Society	7
Mathematics	2
Mathematics Teaching	2
Mathematics: Applied	1
Mechanical Engineering	14
Molecular Biology	22
Molecular Biology and Biomolecular Science, BS/MS	1
Neurobiology	1
Philosophy	3
Physics	1
Psychology	22
Restorative Criminal Justice	1
Software Engineering	8
Special Education Interventionist: K-8	3
Sports Management	5
University Studies	4
Web Application Development	2

Nursing	46
Pre-Nursing	1
RN to BSN	1
Social Work	15
Family Science	1
Fashion Merchandising	3
Film Production	2
History	3
History Teaching	1
Hospitality Management	3
Interdisciplinary Studies in Education	2
Interdisciplinary Teaching: K-5	11
International Affairs	8
Journalism and New Media	4
Law, Justice and Society	6
Mathematics	1
Music	1
Music Industries	1
Philosophy	1
Political Science	6
Political Science - International Relations	4
Psychology	10

### GRADUATE DEGREES GRANTED BY CALENDAR YEARS 2018 - 2021

MAJOR	2018	2019	2020	2021	2022	2023	2024
Accounting: Accountancy Audit	18		1	26			
Accountancy				18			
Accountancy Tax	1						
Advertising				1			
Applied Behavior Analysis (all)	10		3	15			
Archaeology & Biblical Studies				6			
Biomolecular Science	12		3	34			
Business/Sustainability/MBA/MFA	3		3				
Business Administration: all concentrations			40	83			
Business Administration: all concentrations	35	4		74			
Business & Sustainability				3			
Business Leadership				4			
Christian Ministry	1	1		3			
Christian Practice: all concentrations	2	1					
Civic Leadership				1			
Competency-based Program Desig				19			
Clinical Mental Health Counseling: all concentrations	10	9		32			
Conflict Management	18	6		11			
Data Science	15	17		4			
Dietetic Internship				16			
Educational Leadership: Med	8	28		20			
Educational Leadership: EdS	21	43		23			
English Language Learning				8			
Exercise and Nutrition Science	19	11		14			
Film and Creative Media (all)		2		5			
Health Administration				3			
Health Care Informatics	9	9					
Gifted (all)				4			

<b>MAJOR</b>	<b>2018</b>	<b>2019</b>	<b>2020</b>	<b>2021</b>	<b>2022</b>	<b>2023</b>	<b>2024</b>
Global Leadership (certificate)				1			
Human Resources							
Informatics & Analytics							
Information Technology: Data Sci		1					
Information Technology: Security	15	1					
Instructional Coaching, EdS	1			1			
Instructional Coaching, MEd	4	3		2			
Instructional Practice	69	54		86			
Instructional Technology							
Leadership & Public Service	8	3		9			
Leadership & Organizational Dev	43	47					
Learning Organizations & Strategic Change -EDD	43	47		48			
Management	21						
Management Health Care		14					
Marriage & Family Therapy and all concentrations	5						
MFA: Writer/Director Track	4	2					
Ministry & Theology	18	7		7			
Ministry & Theology Cohort				5			
Missional and Spiritual Formation	12	2		3			
Nonprofit Management	1						
Organizational Leadership	11	15					
Pharmacy	70	74		49			
Pharmacy Management		10					
Physician Assistant				33			
Psychology				4			
Reading Specialty, MEd	5	4					
Reading Specialty, EdS	2	3		1			
School Counseling – Initial				5			
School Counseling, EdS		3		1			
Software Engineering				2			
Special Education				23			



<b>MAJOR</b>	<b>2018</b>	<b>2019</b>	<b>2020</b>	<b>2021</b>	<b>2022</b>	<b>2023</b>	<b>2024</b>
Sustainability				16			
Teaching, Learning, Leading				2			
Technology Integration							
Theological Studies				3			
Writer and Director Track				6			

### GRADUATE CERTIFICATES GRANTED BY CALENDAR YEARS 2015 – 2021

<b>MAJOR</b>	<b>2015</b>	<b>2016</b>	<b>2017</b>	<b>2018</b>	<b>2020</b>	<b>2021</b>	<b>2022</b>
Accountancy – Undergraduate	10	28	2	3		1	
Advanced Applied Behavior	13	1	7				
Applied Behavior Analysis	3	4	3	3	3	1	
Business Leadership						2	
Competency Based Program			3	1	1	1	
Conflict Management	10	16	7	7	7		
Counseling Psychology	2						
Dietetics – Undergraduate	7	2	4	4	4	2	
Dietetics Internship						16	
English Language Learning						58	
General Studies: App Beh Anal						1	
Gifted						1	
Global Leadership			2	6	6		
Health Care Informatics			2	1	1	9	
Instructional Coaching	85	16	8	16	16	6	
Instructional Practice							
Leadership Coaching						5	
Literacy Coaching	7						
Pastoral Counseling		1	1				
Performance Coaching			13	11	11	8	
Professional Accounting		1	2	1	1		
Strategic Leadership			10	9	9	6	
Sustainability				1	1	1	
Technology Integration	2			3	3	1	
Technology Integration Specialist						2	