

**LIPSCOMB UNIVERSITY  
1 UNIVERSITY PARK DRIVE  
NASHVILLE, TN 37204**

**STUDENT ACHIEVEMENT  
2020**

Lipscomb University evaluates success with respect to student achievement consistent with its mission as stated below:

*Lipscomb University is a private coeducational institution whose principle focus is undergraduate education in the liberal arts and sciences, combined with a number of undergraduate professional and pre-professional fields, master's, and doctoral degree programs. Its primary mission is to integrate Christian faith and practice with academic excellence. This mission is carried out not only in the classroom, online programs, but also by involvement in numerous services to the church and the larger community.*

Criteria which serve to confirm the university is carrying out the mission include measuring and managing student self-report results and outcomes as confirmed by two continuous improvement survey results known as the *Graduating Senior Survey (GSS)*, which is an internal survey administered to every undergraduate senior as a graduation requirement, and the *Student Satisfaction Inventory (SSI)*, an externally administered survey with university-specific questions addressing how Lipscomb University is carrying out the mission from the students perspective. This survey is administered annually each October to undergraduate students representing all class levels and all colleges.

Other measurements used to evaluate achievement by Lipscomb students include: freshman retention and graduation rates; job placement rates; state and national licensing and professional examination results; enrollment data resulting in course completion and degrees granted; and other means of demonstrating achievement of goals based on the mission of the university.

Criterion I: Carrying out the mission

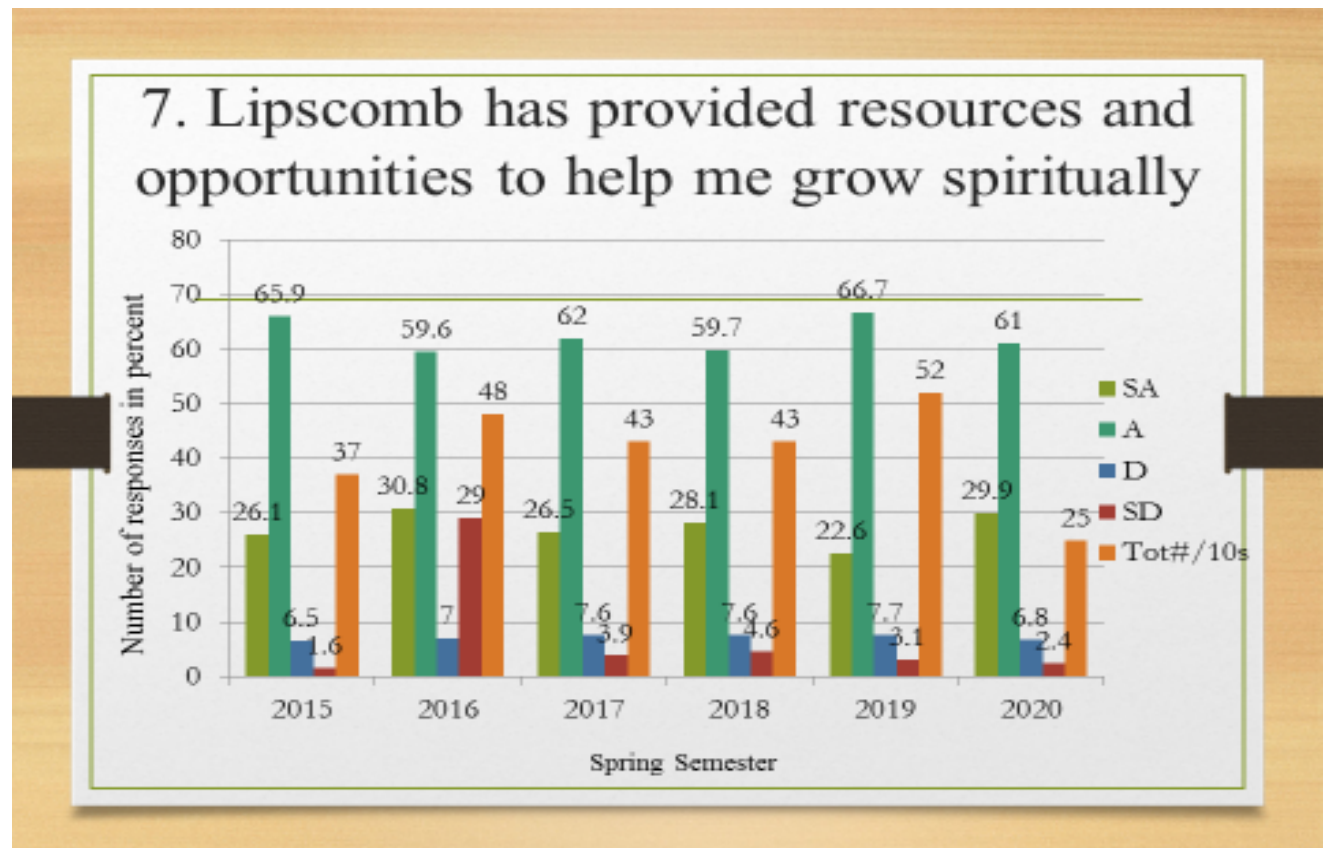
Goal: 90% of all graduating students (undergraduate) will respond they have been able to ***integrate Christian faith and practice with academic excellence***

Indicators: Results from the *Graduating Senior Survey (GSS)* and *Student Satisfaction Inventory (SSI)*

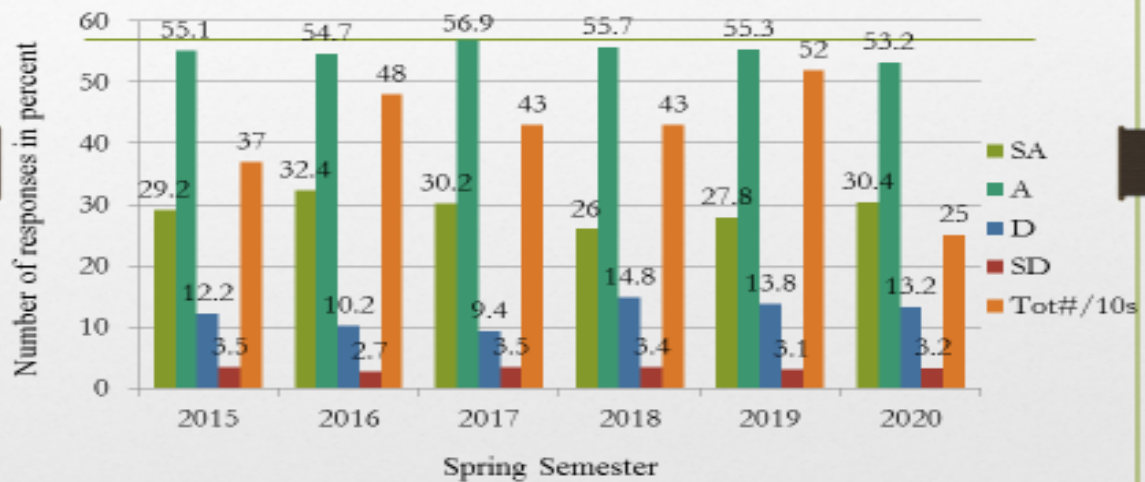
Lipscomb University's mission is *to integrate Christian faith and practice with academic excellence*. Indicators used to evaluate success of this criterion include responses from several questions from the *GSS (Graduation Senior Survey)*, six of which are shown here and demonstrate that they are able to ***integrate Christian faith and practice with academic excellence***. For example, using three of the survey questions on the *GSS*, the university is able to measure the extent to which Christian faith is integrated into the academic programs. Those assessment results derive from *GSS* questions which demonstrate students have had opportunities to grow spiritually; they have developed a deeper understanding of the meaning of Christian service; and they have developed a clearer sense of their own ethical and spiritual

values, thus carrying out the mission of the University. This survey has been administered to all graduating undergraduate students since 1999. Trended results are shown below as students responded to the questions using the following rating scale:

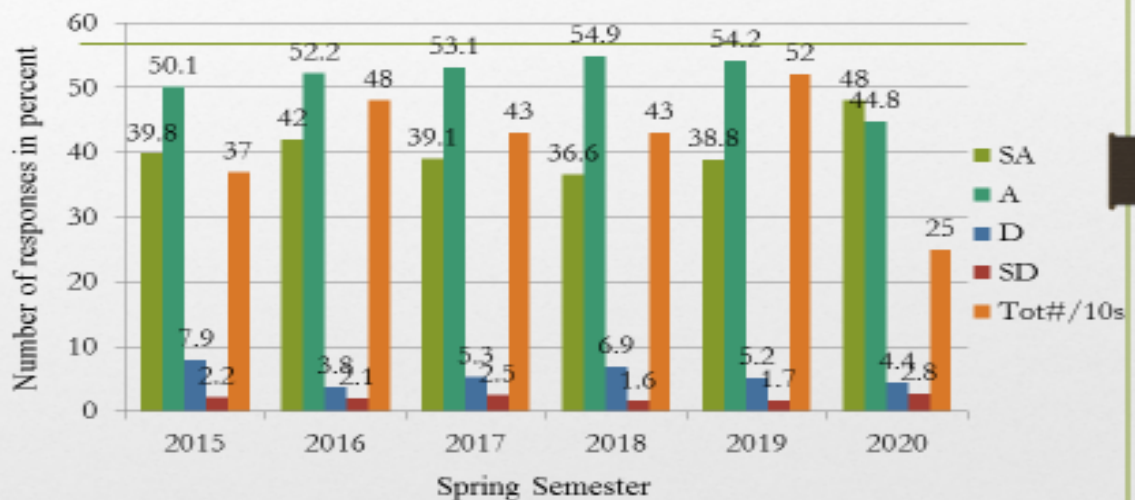
SA = strongly agree; A = agree; D = disagree; SD = strongly disagree. Total respondents (in 10's) are shown in the orange bar in the chart, so for 2020, 250 students responded with the smaller number a function of the corona virus.



14. I have developed a deeper understanding about the meaning of Christian service



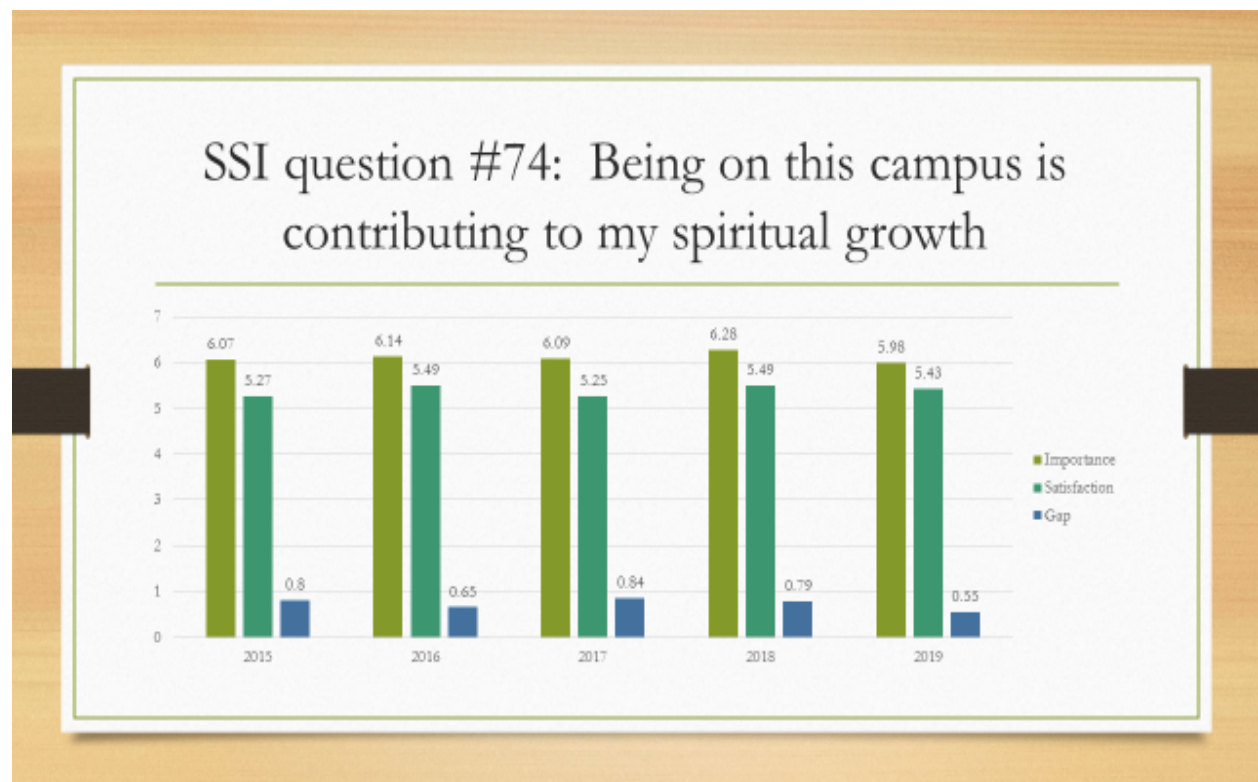
15. I have developed a clearer sense of my own ethical and spiritual values



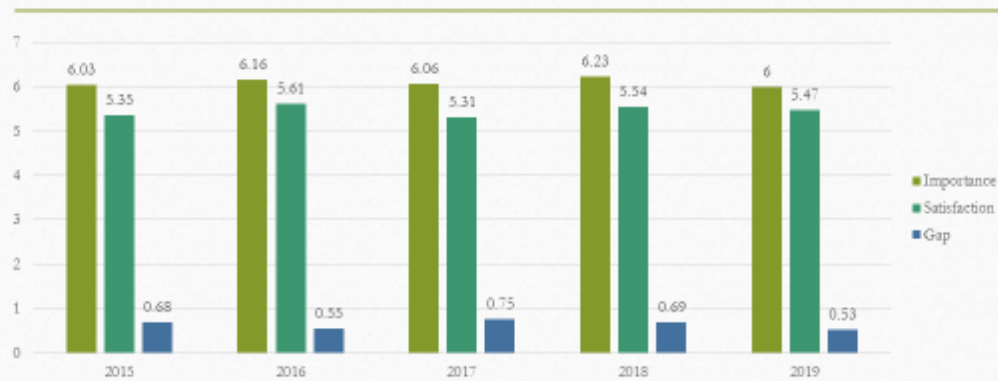
A second source of results for this indicator is the *SSI (Student Satisfaction Inventory)*, a survey administered annually to a random cross-section of all undergraduate students during the month of October. The random cross-section represents all class levels and all disciplines. Results of four of the questions regarding how students rate the impact of the university mission on their lives trended over time demonstrate that students are able to ***integrate Christian faith and practice*** (mission).

For example, *SSI* question #74 states: *Being on this campus is contributing to my spiritual growth*; *SSI* question #75 states: *My understanding of God is being strengthened by classroom and/or campus experiences*. Question #76 states: *Faculty, administrators, and/or staff are helpful to me in processing issues related to my faith*. And *SSI* question #79 states, *Given where I am right now, this campus is a good “fit” for me*. Results clearly demonstrate that Lipscomb University evaluates success with respect to student achievement consistent with its mission and that students believe they have achieved this goal. Nevertheless, Lipscomb University continues to use *SSI* data to improve student achievement.

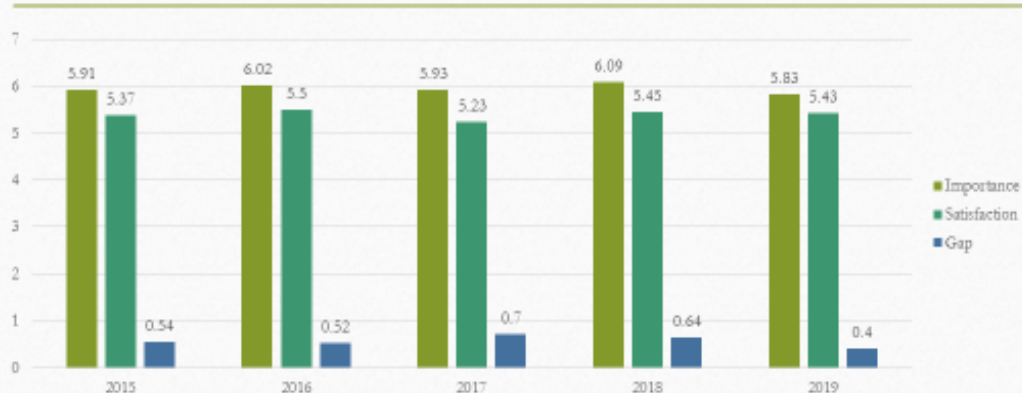
*SSI* results can be interpreted as follows: The light green bar reflects the level of importance on a scale of 1 – 7, with 7 being the highest level of importance for the question content; the dark green bar reflects the level of student satisfaction for the same question. The blue bar reflects the difference between the two (importance and satisfaction) and is called the “gap.” The smaller the gap, the more satisfied are students with the issue under consideration. Any gap close to or exceeding “1” is managed on an on-going basis and monitored until the issue is resolved to reflect greater student satisfaction. Results for the past five years are shown below:



## SSI question #75: My understanding of God is being strengthened by classroom and/or campus experiences

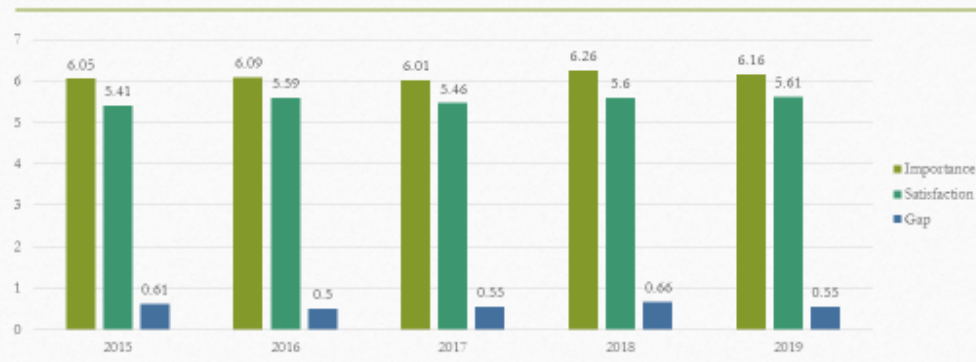


## SSI question #76: Faculty, administrators, and/or staff are helpful to me in processing issues related to my faith





SSI question #79: Given where I am spiritually right now, this campus is a “good fit” for me

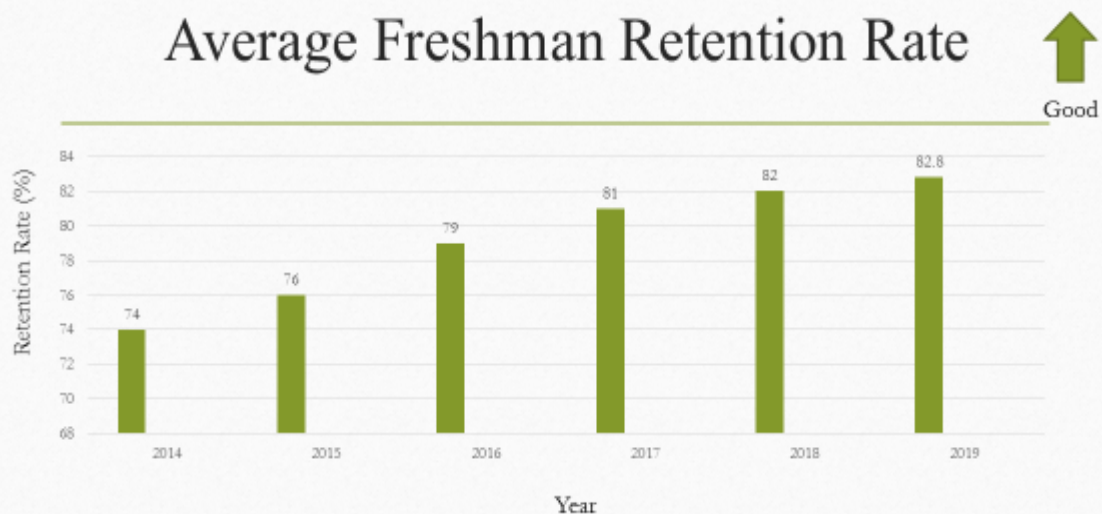


Criterion II: Average Freshman retention rate

Goal: Lipscomb University seeks to continuously improve and increase the freshman retention rate.

Indicators: Score/results in the annual internal report

## Average Freshman Retention Rate



Criterion III: Graduation Rate

Goal: Graduation rate improves by at least 4% annually

Indicator: Score/results in the annual internal report



**Criterion IV:** Pass rates for programs requiring state, national, or professional licensure

**Goal:** Lipscomb University's pass rates for graduates seeking national or professional licensure will be 90 – 100%

**Indicators:** Pass rates for: Dietetics Registration Program; Nursing (NCLEX); Doctor of Pharmacy (NAPLEX); Education: **PRAXIS**

LIPSCOMB UNIVERSITY								
STUDENT ACHIEVEMENT TREND								
Department: Dietetics: Commission on Dietetics Registration Pass Rate								
Year	2012	2013	2014	2015	2016	2017	2018	2019-20
Pass rate	67%	91%	100%	100%	91%	80%	93.45%	93.4

LIPSCOMB UNIVERSITY								
STUDENT ACHIEVEMENT TREND								
Department: School of Nursing: NCLEX Exam Pass Rate								
Year	2012	2013	2014	2015	2016	2017*May	2018	2019
Pass rate	87%	69%	79%	65%	91.3%	100 %	97.3	98

LIPSCOMB UNIVERSITY								
STUDENT ACHIEVEMENT TREND								
Department: Doctor of Pharmacy: NAPLEX Exam Pass Rate								
Year	2012*	2013	2014	2015	2016	2017	2018	2019 - 20
Pass rate	93.05	69%	79%	65%	91.3%	100 %	95.82	93.94

\*First class

LIPSCOMB UNIVERSITY									
STUDENT ACHIEVEMENT TREND									
Department: Undergraduate Education: PRAXIS Pass Rate									
Year	2012	2013	2014	2015	2016	2017	2018	2019	2020
K – 6	100%	98%	99%	100%	100%	100%	100%	100%	100%
5 <sup>th</sup> – 9 <sup>th</sup>	100%	100%	100%	100%	100%	100%	100%	100%	100%
7 <sup>th</sup> – 12 <sup>th</sup>	98%	100%	100%	100%	100%	100%	100%	100%	100%
SLLA	100%	100%	100%	95.83%	100%	100%	100%	100%	100%



Criterion V: Job placement rates

Goal: 90 % of all graduates will have a position within 6 months of graduation, assuming they are actively seeking employment. This goal also includes graduate school acceptance and military service

Indicators: CDC (Career Development Center) job placement data.

LIPSCOMB UNIVERSITY						
STUDENT ACHIEVEMENT TREND						
Job Placement Rate (%)						
College	Department	2014 – 2015	2015 – 2016	2016 – 2017	2017 – 2018	2019 - 2020
Bible & Ministry	Bible	95	89	82	89	93
Business	Accounting	100	100	100	97	100
Computing/Technology	Computing/Information	100	100	86	95	95
Education	Education	100	98	94	98	96
Engineering	Mechanical/Engineering	100	100	100	100	97
Entertain/Arts	Music	80	100	100	90	90
Leadership/Pub Serv	Law, Justice, Society	100	73	86	83	94
Liberal Arts/Science	Communication	90	96	93	96	94
Pharmacy/HS	Kinesiology	82	87	100	96	95
Professional Studies	Integrated Studies	100	100	86	93	100

Criterion VI: Students admitted to Professional Programs in Health Care

Goal: Increase or maintain the number of students who apply to and are accepted into professional programs in health care. Acceptances are monitored but not necessarily stated as a percent of the graduating seniors

Indicators: Data collected by Lipscomb University's Health Profession's Advisory Committee:  
[www.lipscomb.edu/premedical](http://www.lipscomb.edu/premedical).

\*2020 data not yet available

Year	2012	2013	2014	2015	2016	2017	2018	2019-20	2021*
Medical school	20	23	24	32	20	37	36	38	
Dental school	4	4	5	6	9	6	8	6	
Pharmacy	23	15	13	14	16	7	16	11	
Veterinary	1	1	2	0	3	1	1	1	

Criterion VII: Increase in number of graduates as a function of increased enrollment

Goal: Maintain or increase enrollment in the major degree for each college and each department.

Indicators: Graduation data trended by the Office of Institutional research

**Lipscomb University**  
**Undergraduate Degrees Granted by Calendar Year 2015-2020**

MAJOR	2015	2016	2017	2018	2019- 20
Accounting	20	33	14	16	16
Accounting with Concentration			6	14	14
Accounting, Joint BBA/MACC	8	8			
American History	1		1		
Animation, BA			1	1	1
Animation, BFA				1	1
Art Therapy	2	1	2	4	4
Art: Graphic Concentration	2	3	4	2	2
Art: Studio Concentration			2	2	2
Arts: Pharmacy	2	3			
Bible	2		1		
Biochemistry: Applied: Pre-Pharmacy			3	1	1
Biochemistry: Applied	5	5	6	2	2
Biochemistry: Biology Emphasis	1	2		3	3
Biochemistry: Chemistry Emphasis		1	4	1	1
Biology	27	32	37	43	43
Biology Teaching		3	1	2	2
Biology-Pharmacy 3+1 Program		1	1	1	1
Biomedical Physics		1	1	2	2
Bioscience and Philosophy			1	6	6
Chemistry Teaching		1			
Chemistry: Applied	2	1	1		
Chemistry: Professional		1	2	1	1
Children's Ministry				1	1
Civil Engineering	6	7	11	8	8
Computational Biology				1	1
Computer Science	3	3	2	7	7
Computer Science & Mathematics			1		
Data Science			1		

Dietetics	6	12	20	7	7
Disability Studies				2	2
Electrical & Computer Engineering	3	7	9	8	81
English Teaching	7	3	5	1	6
English: Literature Track	5	6	3	6	6
English: Writing Track	13	10	12	19	19
Entertainment Design: Theatre Emphasis			1		
Environmental/Sustainability Science:			2	1	1
Environmental/Sustainability Science:			1	1	
ESS: Agro-Ecology Concentration	1	2	1		1
ESS: Sustainable Practice Concentration	2	2	1		
ESS: Conservation Ecology	1	3	2		
ESS: Law & Policy Concentration	1				
European History	2	3	2		
Exercise Science	22	30	21	19	19
Fam & Con Sci: Fashion Merch:	1	8	4	3	3
Fam & Con Sci: Fashion Merch: Small	1				
Family Science				7	7
Fashion Merchandising: Corporate Track				1	1
Fashion Merchandising: Entrepreneur				2	2
Film Production				3	3
Finance		1	3	7	7
Financial Management	4	6	7	1	1
Financial Markets	5	6	5	2	2
Fitness & Sport Studies			1		
FMCS: Family Relations Concentration	4	8	3	2	2
FMCS: Fashion Merchandising	1				
FMCS: Food Systems Management	1	3	1		
FMCS: Textiles & Apparel	2	4	1		
French	1		1		
French Teaching			1		
German	1		1		
Government and Public Admin	1		1		
Graphic Design Major	5	6	5	2	2
Health & Physical Ed Teaching	6		5	2	2
History	5	6	2	7	7
History Teaching	4	4	1	4	4
Informatics & Analytics				1	1
Information Security	1	3	2	2	2
Information Technology	6	4	3	4	4
Information Technology Management	1	2			
Information Technology Management		1		3	3
Integrated Studies	24	13	26	23	23

Integrated Studies: Aging		1			
Interdisciplinary Studies in Education	1	8	3	8	8
Interdisciplinary Teaching 4-8	3	5	2	4	4
Interdisciplinary Teaching K-5		1	15	20	20
Interdisciplinary Teaching K-6	24	35	11	1	1
Interdisciplinary Teaching Pre-K-3	2	2		4	4
International Affairs		1			
Journalism & New Media	10	12	11	10	10
LJS: Conflict Management Emphasis	5	2	2	5	5
LJS: Custom Emphasis	2	4	5	5	5
LJS: Law & Ethics Emphasis	6	3	5	5	5
LJS: Social Change Emphasis	2	2		3	3
LJS/Conflict Management BA/MA		1			
Leadership Communication	2	8	1	1	1
Liberal Arts Studies	7		3		
Marketing	6				
Marketing-Graphic Arts		1	5	2	2
Mathematics	8	3	5	4	4
Mathematics Teaching	4	1	1	1	11
Mathematics-Applied	2	2	3	4	4
Mechanical Engineering	13	17	16	19	19
Management: Corporate Management	19	25	20	29	29
Management :Entrepreneurship Conc.	6	11	7	11	11
Management: Human Resource	4	5	3	9	9
Management: International Business	4	3	6	6	6
Management: Social Entrepreneurship	1	4	3		
Management: Supply Chain	2		3	2	2
Marketing: Corporate Marketing	5	10	9	15	15
Marketing: Professional Sales		2	3		
Marketing: Strategic New Media		3	8	3	3
Marketing: Entrepreneurship	1	1	3	3	3
Molecular Biology/Biomolecular	1	5	1	1	1
Molecular Biology	13	11	7	7	7
Music Teaching (Vocal/General)			4	1	1
Music: Contemporary Music, BA				1	1
Music: Contemporary Music, BM				1	1
Music: Composition	1		1		
Music: Instrumental Performance	1				
Music: Liberal Arts	2	4	2	2	2
Music: Piano Performance		1	2		
Music: Pre-Health		1	1		
Music: Teaching (Instrumental)	2	1			
Music: Vocal Performance	1	1			

Nursing	69	73	62	35	35
Org. Comm. & PR: Sports/Entertainment	1				
Organizational Leadership	21	25	44	36	36
Organizational Comm. & Public	2	1			
Philosophy	5	5	7	4	4
Physics		1	1	1	1
Political Science: Pre-Law Concentration			1	1	1
Political Science	5	10	5	2	2
Political Science: International Relations		3	1	5	5
Pre-Nursing				1	1
Psychology	53	38	46	48	48
Public Comm. & Leadership:	1				
Public Relations	6	10	10	1	1
Restorative Criminal Justice	1	1		4	4
Social Work	23	18	20	13	13
Software Engineering		1	3	5	5
Spanish	7	4	3	3	3
Spanish: Teaching	1		1		
Special Ed Interventionist K-8			4	7	7
Sport Management		1	2		
Strategic Communication			7	18	18
Studio Art Major	3		3	2	2
Theater Ministry			1		
Theater Teaching			1	1	1
Theater: Acting Emphasis	3	3	3	10	19
Theater: Design/Tech Emphasis	1		4		
Theater: Directing Emphasis	7		2	1	1
Theater: Musical Theater Emphasis	2	2	4	3	
Theology & Ministry: Language	1				
Theology & Ministry: Missions			1		
Theology & Ministry: Preaching	2	3	1	1	1
Theology & Ministry: Youth Ministry	4	4	3	3	3
Theology & Ministry: Children's Min	1				
Theology and Ministry	3	9	7	15	15
Visual Arts Administration			1		
Visual Arts Teaching		1	1	1	1
Web Application Development	2		2		
Worship Ministry			2	1	1



**Lipscomb University**  
**Graduate Degrees Granted by Calendar Year 2015-2020**

MAJOR	CONCENTRATION	2015	2016	2017	2018	2020
Accounting						
	Accountancy Audit	18	20	8	18	1
	Accountancy Tax				1	
Applied Behavior Analysis		4	19	11	10	3
Biomolecular Science		25	24	25	32	19
Business/Film MBA/MFA			2	1		
Business/Sustainability MBA/MS		3	2	2	3	3
Business Admin: Professional	Conflict Management		1			
	Distributive Business	6	4	4		28
	Health Care	4	5	1		5
	Information Security	1				
	Leadership	9	9	1		10
	Nonprofit	2	1			
	Sports Management	1				1
	Strategic Human		1			
	Sustainability	1				
Business Administration	Accounting	1	2	3		
	Accounting/Finance				6	4
	Conflict Management	2		1		
	Distributive Business	14	32	31	28	
	Financial Services	4	5	1		
	Health Care		2	1		
	Health Care	12	4	3	10	
	Information Security		1			

	Leadership	7	13	17	20	
	Nonprofit	4	9	5		
	Sports Management	3	1			
	Strategic Human	4	2			
	Sustainability				1	
Christian Ministry			2	1	1	1
Christian Practice	Theological	2	4	3	2	
	Nonprofit	1				
	Conflict Management		4			
	Pastoral Counseling		1	2		1
Civic Leadership		9	11	17	7	
Clinical Mental Health Counseling		16	35	25	26	
	Addiction				2	4
	Play Therapy			9	8	5
Conflict Management		8	14	15	18	6
Data Science		1	14	9	15	17
Educational Leadership, MEd		19	23	12	8	28
Educational Leadership, EdS		10	14	15	21	43
Engineering Management		6	2	1		
	Sustainability		2			
English Language Learning, MEd		30	8	6	14	1
English Language Learning, EdS		5		2	1	2
Exercise and Nutrition Science		25	24	20	19	11
Film and Creative Media		1	2	3		2
Health Care Informatics		2	9	11	9	9
Human Resources		10	8			
Informatics & Analytics		5		1		
Information Technology -	Data Science	4				1
Information Technology	Information Security		14	9	15	1
Instructional Coaching, EdS		4	2	5	1	

Instructional Coaching, MEd		1	8	5	4	3
Instructional Practice		104	100	89	69	54
Instructional Technology		1				
Leadership & Public Service				21	8	3
Leadership & Organizational Dev.				7		
Learning Orgs & Strategic Change		36	27	39	43	47
Management		17	14	22	21	
Management Health Care						14
Marriage & Family Therapy		19	6	9	11	
	Conflict Management		5	6	3	
	Play Therapy	1	6	6	2	
	Spiritual Formation			1		
MFA: Writer/Director Track		6	6	7	4	2
Ministry & Theology		6	4	21	18	7
Missional & Spiritual Formation		5	9	11	12	2
Nonprofit Management,			12	5	1	
Organizational Leadership				10	11	15
Pharmacy		79	68	72	70	74
Pharmacy Management			3	2		10
Prof. Learning & Coaching/Math,		1	1			
Prof. Learning & Coaching/Math,		3	3	1		
Psychology		7	9	6	5	2
Reading Specialty, MEd		8	4	5	5	4
Reading Specialty, EdS		2	2	3	2	3
School Counseling						3
Software Engineering		5	3		4	7
Special Education		12	15	10	20	13
Sustainability		7	6	8	6	
	Building & Energy				1	2
	Renewable Energy/Eff					1
	Green Building &	1		1		

	Sustainability Custom.				2	3
	Sustainable Food	1				
Teach for America Program				1		
Teaching, Learning & Leading		5	6	2	3	7
Technology Integration, MEd		7	10	3	9	
Technology Integration, EdS				2	2	1
Theological Studies		4	2	2	8	6

## Lipscomb University

### Certificates Granted by Calendar Year 2015-2020

MAJOR	LEVEL	2015	2016	2017	2018	2020
Accountancy	Undergraduate	10	28	2	3	
Advanced Applied Behavior	Graduate	13	1	7		
Applied Behavior Analysis	Graduate	3	4	3	3	3
Applied Behavior Analysis	Graduate	3	4	3	3	3
Civic Leadership	Graduate				1	1
Competency Based Program	Graduate			3	1	1
Conflict Management	Graduate	10	16	7	7	7
Counseling Psychology	Graduate	2				
Dietetics	Undergraduate	7	2	4	4	4
Global Leadership	Graduate			2	6	6
Health Care Informatics	Graduate			2	1	1
Instructional Coaching	Graduate	85	16	8	16	16
Literacy Coaching	Graduate	7				
Pastoral Counseling	Graduate		1	1		
Performance Coaching	Graduate			13	11	11
Professional Accounting	Graduate		1	2	1	1
Strategic Leadership	Graduate			10	9	9
Sustainability	Graduate				1	1
Technology Integration Specialist	Graduate	2			3	3