


Summary Institution-Level Pass Rate Data: Traditional Teacher Preparation Program Within IHE


		HEOA - Title II 2017 - 2018 Academic Year				
Institution Name		LIPSCOMB UNIVERSITY				
Institution Code		1161				
State		Tennessee				
		<i>February 1, 2019</i>				
		Statewide				
Group	Number Taking Assessment¹	Number Passing Assessment²	Institutional Pass Rate	Number Taking Assessment¹	Number Passing Assessment²	Statewide Pass Rate
All program completers, 2017-18	67	67	100%	2128	2083	98%
All program completers, 2016-17	65	65	100%	2259	2210	98%
All program completers, 2015-16	97	97	100%	2392	2348	98%

Note: In cases where there are less than ten students taking the assessment or license/certificate, the number passing and pass rate are not reported.

¹ Number of completers taking one or more assessments within their area of specialization.

² Summary level "Number Taking Assessment" may differ from assessment level "Number Taking Assessment" because each student is counted once at the summary level but may be counted in multiple assessments at the assessment level.


Single Assessment Institution-Level Pass Rate Data: Traditional Teacher Preparation Program Within IHE

	HEOA - Title II 2017 - 2018 Academic Year
	Institution Name LIPSCOMB UNIVERSITY
	Institution Code 1161
	State Tennessee

February 1, 2019

Assessment Information ¹	Group	Number Taking Assessment	Number Passing Assessment	Institutional Pass Rate	Institutional Average Scaled Score	Assessment Cut Score ²	Statewide			
							Number Taking Assessment	Number Passing Assessment	Statewide Pass Rate	Statewide Average Scaled Score
AGRICULTURE (5701) Test Company: ETS Score Range: 100-200	All enrolled students who have completed all nonclinical courses, 2017-18						4			
	Other enrolled students, 2017-18						5			
	All program completers, 2017-18						14	14	100%	166
	All program completers, 2016-17						11	11	100%	171
	All program completers, 2015-16						13	13	100%	170
ART CONTENT AND ANALYSIS (5135) Test Company: ETS Score Range: 100-200	All enrolled students who have completed all nonclinical courses, 2017-18						12	12	100%	168
	Other enrolled students, 2017-18	2				161	28	18	64%	163
	All program completers, 2017-18	1				161	32	32	100%	172
	All program completers, 2016-17	1				157	40	39	98%	170
	All program completers, 2015-16	2				157	46	45	98%	172
BIOLOGY CONTENT KNOWLEDGE (0235) Test Company: ETS Score Range: 100-200	All enrolled students who have completed all nonclinical courses, 2017-18						12	11	92%	165
	Other enrolled students, 2017-18	1				148	38	35	92%	166
	All program completers, 2017-18	4				148	53	52	98%	165
	All program completers, 2016-17	1				148	62	62	100%	168
	All program completers, 2015-16	5				148	55	55	100%	163
BUSINESS ED CONTENT KNOWLEDGE (5101) Test Company: ETS Score Range: 100-200	All enrolled students who have completed all nonclinical courses, 2017-18						8			
	Other enrolled students, 2017-18						9			
	All program completers, 2017-18						16	16	100%	170
	All program completers, 2016-17						19	19	100%	177
	All program completers, 2015-16						19	19	100%	170


Single Assessment Institution-Level Pass Rate Data: *Traditional Teacher Preparation Program Within IHE*

	HEOA - Title II 2017 - 2018 Academic Year	
	Institution Name	LIPSCOMB UNIVERSITY
	Institution Code	1161
	State	Tennessee

February 1, 2019

Assessment Information ¹	Group	Number Taking Assessment	Number Passing Assessment	Institutional Pass Rate	Institutional Average Scaled Score	Assessment Cut Score ²	Statewide			
							Number Taking Assessment	Number Passing Assessment	Statewide Pass Rate	Statewide Average Scaled Score
CHEMISTRY CONTENT KNOWLEDGE (0245) Test Company: ETS Score Range: 100-200	All enrolled students who have completed all nonclinical courses, 2017-18						1			
	Other enrolled students, 2017-18						16	15	94%	167
	All program completers, 2017-18						12	10	83%	167
	All program completers, 2016-17						18	18	100%	168
	All program completers, 2015-16	1					152	14	14	100%
CHINESE (MANDARIN) WORLD LANGUAGE (5665) Test Company: ETS Score Range: 100-200	All enrolled students who have completed all nonclinical courses, 2017-18									
	Other enrolled students, 2017-18						1			
	All program completers, 2017-18									
	All program completers, 2016-17						2			
	All program completers, 2015-16						1			
EARTH AND SPACE SCIENCES - CK (5571) Test Company: ETS Score Range: 100-200	All enrolled students who have completed all nonclinical courses, 2017-18									
	Other enrolled students, 2017-18						2			
	All program completers, 2017-18						2			
	All program completers, 2016-17						4			
	All program completers, 2015-16						5			
ECONOMICS (5911) Test Company: ETS Score Range: 100-200	All enrolled students who have completed all nonclinical courses, 2017-18									
	Other enrolled students, 2017-18	1				150	1			
	All program completers, 2017-18						1			
	All program completers, 2016-17						1			
	All program completers, 2015-16						3			


Single Assessment Institution-Level Pass Rate Data: *Traditional Teacher Preparation Program Within IHE*

	HEOA - Title II 2017 - 2018 Academic Year	
	Institution Name	LIPSCOMB UNIVERSITY
	Institution Code	1161
	State	Tennessee

February 1, 2019

Assessment Information ¹	Group	Number Taking Assessment	Number Passing Assessment	Institutional Pass Rate	Institutional Average Scaled Score	Assessment Cut Score ²	Statewide			
							Number Taking Assessment	Number Passing Assessment	Statewide Pass Rate	Statewide Average Scaled Score
ED OF DEAF AND HARD OF HEARING (5272) Test Company: ETS Score Range: 100-200	All enrolled students who have completed all nonclinical courses, 2017-18									
	Other enrolled students, 2017-18						11	7	64%	164
	All program completers, 2017-18						1			
	All program completers, 2016-17						6			
	All program completers, 2015-16						6			
EDUCATION OF YOUNG CHILDREN (DISCONTINUED) (5021) Test Company: ETS Score Range: 100-200	All enrolled students who have completed all nonclinical courses, 2017-18									
	Other enrolled students, 2017-18									
	All program completers, 2017-18						1			
	All program completers, 2016-17						4			
	All program completers, 2015-16						13	13	100%	175
EDUCATION OF YOUNG CHILDREN (5024) Test Company: ETS Score Range: 100-200	All enrolled students who have completed all nonclinical courses, 2017-18	1				160	64	56	88%	170
	Other enrolled students, 2017-18	3				160	64	54	84%	168
	All program completers, 2017-18	5				160	233	232	100%	172
	All program completers, 2016-17	2				160	237	230	97%	172
	All program completers, 2015-16	3				160	223	221	99%	173
ELEM ED CONTENT KNOWLEDGE (DISCONTINUED) (5014) Test Company: ETS Score Range: 100-200	All enrolled students who have completed all nonclinical courses, 2017-18									
	Other enrolled students, 2017-18						2			
	All program completers, 2017-18						3			
	All program completers, 2016-17						41	41	100%	159
	All program completers, 2015-16	11	11	100%	176	140	158	158	100%	162

Single Assessment Institution-Level Pass Rate Data: *Traditional Teacher Preparation Program Within IHE*

	HEOA - Title II 2017 - 2018 Academic Year	
	Institution Name	LIPSCOMB UNIVERSITY
	Institution Code	1161
	State	Tennessee

February 1, 2019

Assessment Information ¹	Group	Number Taking Assessment	Number Passing Assessment	Institutional Pass Rate	Institutional Average Scaled Score	Assessment Cut Score ²	Statewide			
							Number Taking Assessment	Number Passing Assessment	Statewide Pass Rate	Statewide Average Scaled Score
ELEM ED CONTENT KNOWLEDGE (5018) Test Company: ETS Score Range: 100-200	All enrolled students who have completed all nonclinical courses, 2017-18	10	9	90%	173	163	378	354	94%	172
	Other enrolled students, 2017-18	41	30	73%	169	163	674	557	83%	171
	All program completers, 2017-18	30	30	100%	174	163	1130	1113	98%	174
	All program completers, 2016-17	39	39	100%	175	163	1119	1099	98%	174
	All program completers, 2015-16	43	43	100%	176	163	1019	999	98%	174
ELEM ED CURR INSTRUC ASSESSMENT (DISC) (0011) Test Company: ETS Score Range: 100-200	All enrolled students who have completed all nonclinical courses, 2017-18									
	Other enrolled students, 2017-18									
	All program completers, 2017-18									
	All program completers, 2016-17						5			
	All program completers, 2015-16						31	31	100%	176
ELEM ED CURR INSTRUC ASSESSMENT (5017) Test Company: ETS Score Range: 100-200	All enrolled students who have completed all nonclinical courses, 2017-18	6				153	247	245	99%	170
	Other enrolled students, 2017-18	8				153	272	253	93%	169
	All program completers, 2017-18	25	25	100%	176	153	889	886	100%	172
	All program completers, 2016-17	37	37	100%	173	153	901	899	100%	172
	All program completers, 2015-16	52	52	100%	177	153	944	943	100%	173
ENG LANG LIT COMP CONTENT KNOWLEDGE (DISC) (0041) Test Company: ETS Score Range: 100-200	All enrolled students who have completed all nonclinical courses, 2017-18									
	Other enrolled students, 2017-18									
	All program completers, 2017-18									
	All program completers, 2016-17						2			
	All program completers, 2015-16	1				157	7			

Single Assessment Institution-Level Pass Rate Data: *Traditional Teacher Preparation Program Within IHE*




**HEOA - Title II
2017 - 2018 Academic Year**

Institution Name	LIPSCOMB UNIVERSITY
Institution Code	1161
State	Tennessee

February 1, 2019

Assessment Information ¹	Group	Number Taking Assessment	Number Passing Assessment	Institutional Pass Rate	Institutional Average Scaled Score	Assessment Cut Score ²	Statewide			
							Number Taking Assessment	Number Passing Assessment	Statewide Pass Rate	Statewide Average Scaled Score
ENGLISH LANGUAGE ARTS: CK (5038) Test Company: ETS Score Range: 100-200	All enrolled students who have completed all nonclinical courses, 2017-18	1				167	33	30	91%	179
	Other enrolled students, 2017-18	5				167	80	73	91%	179
	All program completers, 2017-18	4				167	124	124	100%	183
	All program completers, 2016-17	5				167	150	150	100%	182
	All program completers, 2015-16	10	10	100%	180	167	177	177	100%	183
ENGLISH TO SPEAKERS OF OTHER LANGUAGES (DISC) (5361) Test Company: ETS Score Range: 100-200	All enrolled students who have completed all nonclinical courses, 2017-18									
	Other enrolled students, 2017-18						3			
	All program completers, 2017-18	9				143	24	24	100%	162
	All program completers, 2016-17	34	34	100%	155	143	67	67	100%	159
	All program completers, 2015-16	46	46	100%	159	143	89	89	100%	162
ENGLISH TO SPEAKERS OF OTHER LANGUAGES (5362) Test Company: ETS Score Range: 100-200	All enrolled students who have completed all nonclinical courses, 2017-18	4				155	17	15	88%	174
	Other enrolled students, 2017-18	10	10	100%	168	155	25	25	100%	176
	All program completers, 2017-18	25	25	100%	172	155	70	70	100%	176
	All program completers, 2016-17	1				155	12	12	100%	184
	All program completers, 2015-16									
FAMILY AND CONSUMER SCIENCES (5122) Test Company: ETS Score Range: 100-200	All enrolled students who have completed all nonclinical courses, 2017-18									
	Other enrolled students, 2017-18									
	All program completers, 2017-18						9			
	All program completers, 2016-17						7			
	All program completers, 2015-16						1			


Single Assessment Institution-Level Pass Rate Data: *Traditional Teacher Preparation Program Within IHE*

	HEOA - Title II 2017 - 2018 Academic Year	
	Institution Name	LIPSCOMB UNIVERSITY
	Institution Code	1161
	State	Tennessee

February 1, 2019

Assessment Information ¹	Group	Number Taking Assessment	Number Passing Assessment	Institutional Pass Rate	Institutional Average Scaled Score	Assessment Cut Score ²	Statewide			
							Number Taking Assessment	Number Passing Assessment	Statewide Pass Rate	Statewide Average Scaled Score
FRENCH WORLD LANGUAGE (5174) Test Company: ETS Score Range: 100-200	All enrolled students who have completed all nonclinical courses, 2017-18						2			
	Other enrolled students, 2017-18						1			
	All program completers, 2017-18						2			
	All program completers, 2016-17	2				156	5			
	All program completers, 2015-16	1				156	4			
GEOGRAPHY (5921) Test Company: ETS Score Range: 100-200	All enrolled students who have completed all nonclinical courses, 2017-18						1			
	Other enrolled students, 2017-18									
	All program completers, 2017-18						6			
	All program completers, 2016-17						5			
	All program completers, 2015-16	1				149	8			
GERMAN WORLD LANGUAGE (5183) Test Company: ETS Score Range: 100-200	All enrolled students who have completed all nonclinical courses, 2017-18									
	Other enrolled students, 2017-18									
	All program completers, 2017-18									
	All program completers, 2016-17									
	All program completers, 2015-16						1			
GIFTED EDUCATION (5358) Test Company: ETS Score Range: 100-200	All enrolled students who have completed all nonclinical courses, 2017-18									
	Other enrolled students, 2017-18									
	All program completers, 2017-18						1			
	All program completers, 2016-17									
	All program completers, 2015-16									


Single Assessment Institution-Level Pass Rate Data: *Traditional Teacher Preparation Program Within IHE*

	HEOA - Title II 2017 - 2018 Academic Year	
	Institution Name	LIPSCOMB UNIVERSITY
	Institution Code	1161
	State	Tennessee

February 1, 2019

Assessment Information ¹	Group	Number Taking Assessment	Number Passing Assessment	Institutional Pass Rate	Institutional Average Scaled Score	Assessment Cut Score ²	Statewide			
							Number Taking Assessment	Number Passing Assessment	Statewide Pass Rate	Statewide Average Scaled Score
GOVERNMENT POLITICAL SCIENCE (5931) Test Company: ETS Score Range: 100-200	All enrolled students who have completed all nonclinical courses, 2017-18	1				149	3			
	Other enrolled students, 2017-18	1				149	4			
	All program completers, 2017-18						12	12	100%	171
	All program completers, 2016-17						15	15	100%	166
	All program completers, 2015-16	1					149	19	19	100%
HEALTH EDUCATION (5551) Test Company: ETS Score Range: 100-200	All enrolled students who have completed all nonclinical courses, 2017-18	1				144	10	10	100%	158
	Other enrolled students, 2017-18						15	15	100%	162
	All program completers, 2017-18	5				144	36	36	100%	164
	All program completers, 2016-17	2				144	40	40	100%	160
	All program completers, 2015-16	4				144	28	28	100%	163
LATIN (5601) Test Company: ETS Score Range: 100-200	All enrolled students who have completed all nonclinical courses, 2017-18						2			
	Other enrolled students, 2017-18									
	All program completers, 2017-18						1			
	All program completers, 2016-17						3			
	All program completers, 2015-16						3			
LIBRARY MEDIA SPECIALIST (5311) Test Company: ETS Score Range: 100-200	All enrolled students who have completed all nonclinical courses, 2017-18						2			
	Other enrolled students, 2017-18									
	All program completers, 2017-18						6			
	All program completers, 2016-17									
	All program completers, 2015-16									


Single Assessment Institution-Level Pass Rate Data: *Traditional Teacher Preparation Program Within IHE*

	HEOA - Title II 2017 - 2018 Academic Year	
	Institution Name	LIPSCOMB UNIVERSITY
	Institution Code	1161
	State	Tennessee

February 1, 2019

Assessment Information ¹	Group	Number Taking Assessment	Number Passing Assessment	Institutional Pass Rate	Institutional Average Scaled Score	Assessment Cut Score ²	Statewide			
							Number Taking Assessment	Number Passing Assessment	Statewide Pass Rate	Statewide Average Scaled Score
MATHEMATICS CONTENT KNOWLEDGE (DISC) (0061) Test Company: ETS Score Range: 100-200	All enrolled students who have completed all nonclinical courses, 2017-18									
	Other enrolled students, 2017-18									
	All program completers, 2017-18									
	All program completers, 2016-17									
	All program completers, 2015-16						2			
MATHEMATICS CONTENT KNOWLEDGE (5161) Test Company: ETS Score Range: 100-200	All enrolled students who have completed all nonclinical courses, 2017-18						18	10	56%	159
	Other enrolled students, 2017-18	5				160	50	27	54%	158
	All program completers, 2017-18	2				160	63	62	98%	170
	All program completers, 2016-17	3				160	72	69	96%	168
	All program completers, 2015-16						79	71	90%	169
MIDDLE SCHOOL CONTENT KNOWLEDGE (5146) Test Company: ETS Score Range: 100-200	All enrolled students who have completed all nonclinical courses, 2017-18									
	Other enrolled students, 2017-18						8			
	All program completers, 2017-18	5				150	53	50	94%	163
	All program completers, 2016-17	3				150	125	125	100%	167
	All program completers, 2015-16	7				150	182	181	99%	168
MIDDLE SCHOOL ENG LANG ARTS (5047) Test Company: ETS Score Range: 100-200	All enrolled students who have completed all nonclinical courses, 2017-18						3			
	Other enrolled students, 2017-18	2				164	3			
	All program completers, 2017-18	1				164	4			
	All program completers, 2016-17	1				164	1			
	All program completers, 2015-16									


Single Assessment Institution-Level Pass Rate Data: *Traditional Teacher Preparation Program Within IHE*

	HEOA - Title II 2017 - 2018 Academic Year	
	Institution Name	LIPSCOMB UNIVERSITY
	Institution Code	1161
	State	Tennessee

February 1, 2019

Assessment Information ¹	Group	Number Taking Assessment	Number Passing Assessment	Institutional Pass Rate	Institutional Average Scaled Score	Assessment Cut Score ²	Statewide			
							Number Taking Assessment	Number Passing Assessment	Statewide Pass Rate	Statewide Average Scaled Score
MIDDLE SCHOOL MATHEMATICS (5169) Test Company: ETS Score Range: 100-200	All enrolled students who have completed all nonclinical courses, 2017-18						13	13	100%	173
	Other enrolled students, 2017-18	6				165	21	16	76%	169
	All program completers, 2017-18	1				165	12	12	100%	173
	All program completers, 2016-17	1				165	4			
	All program completers, 2015-16						2			
MIDDLE SCHOOL SCIENCE (5440) Test Company: ETS Score Range: 100-200	All enrolled students who have completed all nonclinical courses, 2017-18						1			
	Other enrolled students, 2017-18						5			
	All program completers, 2017-18						8			
	All program completers, 2016-17						1			
	All program completers, 2015-16						1			
MIDDLE SCHOOL SOCIAL STUDIES (5089) Test Company: ETS Score Range: 100-200	All enrolled students who have completed all nonclinical courses, 2017-18						2			
	Other enrolled students, 2017-18	1				146	3			
	All program completers, 2017-18						4			
	All program completers, 2016-17									
	All program completers, 2015-16									
MUSIC CONTENT & INSTRUCTION (5114) Test Company: ETS Score Range: 100-200	All enrolled students who have completed all nonclinical courses, 2017-18	1				162	21	16	76%	166
	Other enrolled students, 2017-18	2				162	57	41	72%	167
	All program completers, 2017-18	3				162	99	98	99%	170
	All program completers, 2016-17	2				162	140	131	94%	170
	All program completers, 2015-16	2				162	125	118	94%	170


Single Assessment Institution-Level Pass Rate Data: *Traditional Teacher Preparation Program Within IHE*

	HEOA - Title II 2017 - 2018 Academic Year	
	Institution Name	LIPSCOMB UNIVERSITY
	Institution Code	1161
	State	Tennessee

February 1, 2019

Assessment Information ¹	Group	Number Taking Assessment	Number Passing Assessment	Institutional Pass Rate	Institutional Average Scaled Score	Assessment Cut Score ²	Statewide			
							Number Taking Assessment	Number Passing Assessment	Statewide Pass Rate	Statewide Average Scaled Score
MUSIC CONTENT KNOWLEDGE (0113) Test Company: ETS Score Range: 100-200	All enrolled students who have completed all nonclinical courses, 2017-18									
	Other enrolled students, 2017-18									
	All program completers, 2017-18									
	All program completers, 2016-17									
	All program completers, 2015-16						1			
PHYSICAL ED CONTENT AND DESIGN (5095) Test Company: ETS Score Range: 100-200	All enrolled students who have completed all nonclinical courses, 2017-18	1				169	33	21	64%	170
	Other enrolled students, 2017-18	1				169	48	28	58%	167
	All program completers, 2017-18	5				169	80	75	94%	172
	All program completers, 2016-17	2				164	102	100	98%	170
	All program completers, 2015-16	5				164	98	97	99%	172
PHYSICS CONTENT KNOWLEDGE (5265) Test Company: ETS Score Range: 100-200	All enrolled students who have completed all nonclinical courses, 2017-18						1			
	Other enrolled students, 2017-18						4			
	All program completers, 2017-18						3			
	All program completers, 2016-17						7			
	All program completers, 2015-16						1			
PRINC LEARNING AND TEACHING 5-9 (5623) Test Company: ETS Score Range: 100-200	All enrolled students who have completed all nonclinical courses, 2017-18						18	18	100%	172
	Other enrolled students, 2017-18	1				160	9			
	All program completers, 2017-18	5				160	63	62	98%	174
	All program completers, 2016-17	4				158	110	108	98%	175
	All program completers, 2015-16	7				158	151	151	100%	174


Single Assessment Institution-Level Pass Rate Data: Traditional Teacher Preparation Program Within IHE

	HEOA - Title II 2017 - 2018 Academic Year
	Institution Name LIPSCOMB UNIVERSITY
	Institution Code 1161
	State Tennessee

February 1, 2019

Assessment Information ¹	Group	Number Taking Assessment	Number Passing Assessment	Institutional Pass Rate	Institutional Average Scaled Score	Assessment Cut Score ²	Statewide			
							Number Taking Assessment	Number Passing Assessment	Statewide Pass Rate	Statewide Average Scaled Score
PRINC LEARNING AND TEACHING 7-12 (5624) Test Company: ETS Score Range: 100-200	All enrolled students who have completed all nonclinical courses, 2017-18	2				157	88	87	99%	174
	Other enrolled students, 2017-18						116	113	97%	175
	All program completers, 2017-18	13	13	100%	180	157	407	405	100%	177
	All program completers, 2016-17	18	18	100%	177	155	618	615	100%	175
	All program completers, 2015-16	26	26	100%	177	155	657	655	100%	175
PRINC LEARNING AND TEACHING EARLY CHILD (5621) Test Company: ETS Score Range: 100-200	All enrolled students who have completed all nonclinical courses, 2017-18						37	37	100%	170
	Other enrolled students, 2017-18	2				157	25	21	84%	163
	All program completers, 2017-18	1				157	180	180	100%	171
	All program completers, 2016-17	3				155	204	201	99%	169
	All program completers, 2015-16	2				155	219	218	100%	171
PRINC LEARNING AND TEACHING K-6 (5622) Test Company: ETS Score Range: 100-200	All enrolled students who have completed all nonclinical courses, 2017-18	1				160	182	180	99%	176
	Other enrolled students, 2017-18						131	114	87%	174
	All program completers, 2017-18	16	16	100%	176	160	599	597	100%	176
	All program completers, 2016-17	40	40	100%	178	158	1036	1034	100%	176
	All program completers, 2015-16	61	61	100%	177	158	1120	1118	100%	176
PSYCHOLOGY (5391) Test Company: ETS Score Range: 100-200	All enrolled students who have completed all nonclinical courses, 2017-18									
	Other enrolled students, 2017-18						4			
	All program completers, 2017-18						1			
	All program completers, 2016-17						2			
	All program completers, 2015-16						2			


Single Assessment Institution-Level Pass Rate Data: Traditional Teacher Preparation Program Within IHE

	HEOA - Title II 2017 - 2018 Academic Year
	Institution Name LIPSCOMB UNIVERSITY
	Institution Code 1161
	State Tennessee

February 1, 2019

Assessment Information ¹	Group	Number Taking Assessment	Number Passing Assessment	Institutional Pass Rate	Institutional Average Scaled Score	Assessment Cut Score ²	Statewide			
							Number Taking Assessment	Number Passing Assessment	Statewide Pass Rate	Statewide Average Scaled Score
READING ACROSS CURRICULUM ELEM (5201) Test Company: ETS Score Range: 100-200	All enrolled students who have completed all nonclinical courses, 2017-18									
	Other enrolled students, 2017-18									
	All program completers, 2017-18									
	All program completers, 2016-17						4			
	All program completers, 2015-16						4			
SE CK AND MILD TO MODERATE APPL (5543) Test Company: ETS Score Range: 100-200	All enrolled students who have completed all nonclinical courses, 2017-18	5				158	85	82	96%	169
	Other enrolled students, 2017-18	5				158	73	60	82%	171
	All program completers, 2017-18	5				158	137	137	100%	173
	All program completers, 2016-17	3				153	128	127	99%	174
	All program completers, 2015-16	3				153	174	174	100%	172
SE CK AND SEVERE TO PROF APPL (5545) Test Company: ETS Score Range: 100-200	All enrolled students who have completed all nonclinical courses, 2017-18						4			
	Other enrolled students, 2017-18						53	53	100%	179
	All program completers, 2017-18						91	91	100%	178
	All program completers, 2016-17						85	85	100%	179
	All program completers, 2015-16						79	79	100%	177
SE CORE KNOWLEDGE & APPLICATIONS (5354) Test Company: ETS Score Range: 100-200	All enrolled students who have completed all nonclinical courses, 2017-18						15	15	100%	178
	Other enrolled students, 2017-18						31	31	100%	173
	All program completers, 2017-18						94	94	100%	174
	All program completers, 2016-17						84	84	100%	173
	All program completers, 2015-16						83	83	100%	173


Single Assessment Institution-Level Pass Rate Data: *Traditional Teacher Preparation Program Within IHE*

	HEOA - Title II 2017 - 2018 Academic Year	
	Institution Name	LIPSCOMB UNIVERSITY
	Institution Code	1161
	State	Tennessee

February 1, 2019

Assessment Information ¹	Group	Number Taking Assessment	Number Passing Assessment	Institutional Pass Rate	Institutional Average Scaled Score	Assessment Cut Score ²	Statewide			
							Number Taking Assessment	Number Passing Assessment	Statewide Pass Rate	Statewide Average Scaled Score
SE TEACHING STU WVVISUAL IMPAIRMENT (5282) Test Company: ETS Score Range: 100-200	All enrolled students who have completed all nonclinical courses, 2017-18									
	Other enrolled students, 2017-18						1			
	All program completers, 2017-18						1			
	All program completers, 2016-17						1			
	All program completers, 2015-16						4			
SE: PRESCHOOL EARLY CHILDHOOD (5691) Test Company: ETS Score Range: 100-200	All enrolled students who have completed all nonclinical courses, 2017-18						15	15	100%	173
	Other enrolled students, 2017-18						23	21	91%	169
	All program completers, 2017-18						96	96	100%	173
	All program completers, 2016-17						84	82	98%	171
	All program completers, 2015-16						80	80	100%	172
SOCIOLOGY (5952) Test Company: ETS Score Range: 100-200	All enrolled students who have completed all nonclinical courses, 2017-18									
	Other enrolled students, 2017-18									
	All program completers, 2017-18									
	All program completers, 2016-17						1			
	All program completers, 2015-16									
SPANISH WORLD LANGUAGE (5195) Test Company: ETS Score Range: 100-200	All enrolled students who have completed all nonclinical courses, 2017-18						4			
	Other enrolled students, 2017-18	3				163	12	8	67%	167
	All program completers, 2017-18	1				163	14	13	93%	174
	All program completers, 2016-17	1				163	15	13	87%	172
	All program completers, 2015-16						10	9	90%	172


Single Assessment Institution-Level Pass Rate Data: *Traditional Teacher Preparation Program Within IHE*

	HEOA - Title II 2017 - 2018 Academic Year	
	Institution Name	LIPSCOMB UNIVERSITY
	Institution Code	1161
	State	Tennessee

February 1, 2019

Assessment Information ¹	Group	Number Taking Assessment	Number Passing Assessment	Institutional Pass Rate	Institutional Average Scaled Score	Assessment Cut Score ²	Statewide			
							Number Taking Assessment	Number Passing Assessment	Statewide Pass Rate	Statewide Average Scaled Score
SPEECH COMMUNICATION: CK (5221) Test Company: ETS Score Range: 100-200	All enrolled students who have completed all nonclinical courses, 2017-18									
	Other enrolled students, 2017-18									
	All program completers, 2017-18									
	All program completers, 2016-17									
	All program completers, 2015-16						1			
SPEECH LANGUAGE PATHOLOGY (5331) Test Company: ETS Score Range: 100-200	All enrolled students who have completed all nonclinical courses, 2017-18									
	Other enrolled students, 2017-18									
	All program completers, 2017-18									
	All program completers, 2016-17						18	18	100%	174
	All program completers, 2015-16						17	17	100%	177
TEACHING READING: ELEM EDUCATION (5203) Test Company: ETS Score Range: 100-200	All enrolled students who have completed all nonclinical courses, 2017-18	14	14	100%	176	162	354	345	97%	173
	Other enrolled students, 2017-18	31	30	97%	175	162	536	479	89%	173
	All program completers, 2017-18	40	40	100%	178	162	1344	1332	99%	177
	All program completers, 2016-17	47	47	100%	176	162	1377	1360	99%	175
	All program completers, 2015-16	65	65	100%	175	162	1506	1500	100%	175
THEATRE (5641) Test Company: ETS Score Range: 100-200	All enrolled students who have completed all nonclinical courses, 2017-18	2				159	2			
	Other enrolled students, 2017-18	2				159	5			
	All program completers, 2017-18						10	10	100%	171
	All program completers, 2016-17	1				159	6			
	All program completers, 2015-16	1				159	7			


Single Assessment Institution-Level Pass Rate Data: Traditional Teacher Preparation Program Within IHE

	HEOA - Title II 2017 - 2018 Academic Year
	Institution Name LIPSCOMB UNIVERSITY
	Institution Code 1161
	State Tennessee

February 1, 2019

Assessment Information ¹	Group	Number Taking Assessment	Number Passing Assessment	Institutional Pass Rate	Institutional Average Scaled Score	Assessment Cut Score ²	Statewide			
							Number Taking Assessment	Number Passing Assessment	Statewide Pass Rate	Statewide Average Scaled Score
WORLD AND U.S. HISTORY CK (5941) Test Company: ETS Score Range: 100-200	All enrolled students who have completed all nonclinical courses, 2017-18	4				157	34	26	76%	163
	Other enrolled students, 2017-18	7				157	81	51	63%	158
	All program completers, 2017-18	7				157	150	145	97%	165
	All program completers, 2016-17	3				136	126	126	100%	159
	All program completers, 2015-16	7				136	142	142	100%	163
EDTPA: AGRICULTURAL EDUCATION (TPA0100) Test Company: E.S. Pearson* Score Range: 15-75	All enrolled students who have completed all nonclinical courses, 2017-18									
	Other enrolled students, 2017-18									
	All program completers, 2017-18						3			
	All program completers, 2016-17									
	All program completers, 2015-16									
EDTPA: FAMILY AND CONSUMER SCIENCES (TPA0117) Test Company: E.S. Pearson* Score Range: 15-75	All enrolled students who have completed all nonclinical courses, 2017-18									
	Other enrolled students, 2017-18									
	All program completers, 2017-18						3			
	All program completers, 2016-17									
	All program completers, 2015-16									
EDTPA: BUSINESS EDUCATION (TPA0102) Test Company: E.S. Pearson* Score Range: 15-75	All enrolled students who have completed all nonclinical courses, 2017-18									
	Other enrolled students, 2017-18									
	All program completers, 2017-18						3			
	All program completers, 2016-17									
	All program completers, 2015-16									


Single Assessment Institution-Level Pass Rate Data: Traditional Teacher Preparation Program Within IHE

	HEOA - Title II 2017 - 2018 Academic Year	
	Institution Name	LIPSCOMB UNIVERSITY
	Institution Code	1161
	State	Tennessee

February 1, 2019

Assessment Information ¹	Group	Number Taking Assessment	Number Passing Assessment	Institutional Pass Rate	Institutional Average Scaled Score	Assessment Cut Score ²	Statewide			
							Number Taking Assessment	Number Passing Assessment	Statewide Pass Rate	Statewide Average Scaled Score
EDTPA: CLASSICAL LANGUAGES (TPA0104) Test Company: E.S. Pearson* Score Range: 13-65	All enrolled students who have completed all nonclinical courses, 2017-18									
	Other enrolled students, 2017-18									
	All program completers, 2017-18						1			
	All program completers, 2016-17									
	All program completers, 2015-16									
EDTPA: EARLY CHILDHOOD (TPA0014) Test Company: E.S. Pearson* Score Range: 15-75	All enrolled students who have completed all nonclinical courses, 2017-18									
	Other enrolled students, 2017-18						1			
	All program completers, 2017-18						56	55	98%	46
	All program completers, 2016-17									
	All program completers, 2015-16									
EDTPA: ELEMENTARY EDUCATION (TPA0110) Test Company: E.S. Pearson* Score Range: 18-90	All enrolled students who have completed all nonclinical courses, 2017-18									
	Other enrolled students, 2017-18						2			
	All program completers, 2017-18						42	42	100%	59
	All program completers, 2016-17									
	All program completers, 2015-16									
EDTPA: ELEMENTARY LITERACY (TPA0001) Test Company: E.S. Pearson* Score Range: 15-75	All enrolled students who have completed all nonclinical courses, 2017-18						1			
	Other enrolled students, 2017-18						2			
	All program completers, 2017-18	13	13	100%	46	37	183	182	99%	48
	All program completers, 2016-17									
	All program completers, 2015-16									


Single Assessment Institution-Level Pass Rate Data: Traditional Teacher Preparation Program Within IHE

	HEOA - Title II 2017 - 2018 Academic Year	
	Institution Name	LIPSCOMB UNIVERSITY
	Institution Code	1161
	State	Tennessee

February 1, 2019

Assessment Information ¹	Group	Number Taking Assessment	Number Passing Assessment	Institutional Pass Rate	Institutional Average Scaled Score	Assessment Cut Score ²	Statewide				
							Number Taking Assessment	Number Passing Assessment	Statewide Pass Rate	Statewide Average Scaled Score	
EDTPA: ELEMENTARY MATHEMATICS (TPA0002) Test Company: E.S. Pearson* Score Range: 15-75	All enrolled students who have completed all nonclinical courses, 2017-18										
	Other enrolled students, 2017-18										
	All program completers, 2017-18	2				37	175	175	100%	48	
	All program completers, 2016-17										
	All program completers, 2015-16										
EDTPA: ENGLISH AS AN ADDITIONAL LANGUAGE (TPA0115) Test Company: E.S. Pearson* Score Range: 15-75	All enrolled students who have completed all nonclinical courses, 2017-18										
	Other enrolled students, 2017-18										
	All program completers, 2017-18	1				37	9				
	All program completers, 2016-17										
	All program completers, 2015-16										
EDTPA: HEALTH EDUCATION (TPA0119) Test Company: E.S. Pearson* Score Range: 15-75	All enrolled students who have completed all nonclinical courses, 2017-18										
	Other enrolled students, 2017-18										
	All program completers, 2017-18						3				
	All program completers, 2016-17										
	All program completers, 2015-16										
EDTPA: K-12 PERFORMING ARTS (TPA0021) Test Company: E.S. Pearson* Score Range: 15-75	All enrolled students who have completed all nonclinical courses, 2017-18						1				
	Other enrolled students, 2017-18						2				
	All program completers, 2017-18						41	40	98%	47	
	All program completers, 2016-17										
	All program completers, 2015-16										


Single Assessment Institution-Level Pass Rate Data: *Traditional Teacher Preparation Program Within IHE*

	HEOA - Title II 2017 - 2018 Academic Year	
	Institution Name	LIPSCOMB UNIVERSITY
	Institution Code	1161
	State	Tennessee

February 1, 2019

Assessment Information ¹	Group	Number Taking Assessment	Number Passing Assessment	Institutional Pass Rate	Institutional Average Scaled Score	Assessment Cut Score ²	Statewide				
							Number Taking Assessment	Number Passing Assessment	Statewide Pass Rate	Statewide Average Scaled Score	
EDTPA: K-12 PHYSICAL EDUCATION (TPA0011) Test Company: E.S. Pearson* Score Range: 15-75	All enrolled students who have completed all nonclinical courses, 2017-18						1				
	Other enrolled students, 2017-18										
	All program completers, 2017-18	1				37	21	21	100%	45	
	All program completers, 2016-17										
	All program completers, 2015-16										
EDTPA: LIBRARY SPECIALIST (TPA0127) Test Company: E.S. Pearson* Score Range: 15-75	All enrolled students who have completed all nonclinical courses, 2017-18										
	Other enrolled students, 2017-18										
	All program completers, 2017-18						1				
	All program completers, 2016-17										
	All program completers, 2015-16										
EDTPA: MIDDLE CHILDHOOD MATHEMATICS (TPA0016) Test Company: E.S. Pearson* Score Range: 15-75	All enrolled students who have completed all nonclinical courses, 2017-18										
	Other enrolled students, 2017-18	1				37	1				
	All program completers, 2017-18	1				37	7				
	All program completers, 2016-17										
	All program completers, 2015-16										
EDTPA: SECONDARY ENGLISH LANGUAGE ARTS (TPA0003) Test Company: E.S. Pearson* Score Range: 15-75	All enrolled students who have completed all nonclinical courses, 2017-18										
	Other enrolled students, 2017-18										
	All program completers, 2017-18						40	40	100%	51	
	All program completers, 2016-17										
	All program completers, 2015-16										


Single Assessment Institution-Level Pass Rate Data: *Traditional Teacher Preparation Program Within IHE*

	HEOA - Title II 2017 - 2018 Academic Year	
	Institution Name	LIPSCOMB UNIVERSITY
	Institution Code	1161
	State	Tennessee

February 1, 2019

Assessment Information ¹	Group	Number Taking Assessment	Number Passing Assessment	Institutional Pass Rate	Institutional Average Scaled Score	Assessment Cut Score ²	Statewide			
							Number Taking Assessment	Number Passing Assessment	Statewide Pass Rate	Statewide Average Scaled Score
EDTPA: SECONDARY HISTORY-SOCIAL STUDIES (TPA0004) Test Company: E.S. Pearson* Score Range: 15-75	All enrolled students who have completed all nonclinical courses, 2017-18	1				37	2			
	Other enrolled students, 2017-18						1			
	All program completers, 2017-18	4				37	54	54	100%	47
	All program completers, 2016-17									
	All program completers, 2015-16									
EDTPA: SECONDARY MATHEMATICS (TPA0005) Test Company: E.S. Pearson* Score Range: 15-75	All enrolled students who have completed all nonclinical courses, 2017-18									
	Other enrolled students, 2017-18									
	All program completers, 2017-18	1				37	17	17	100%	45
	All program completers, 2016-17									
	All program completers, 2015-16									
EDTPA: SECONDARY SCIENCE (TPA0006) Test Company: E.S. Pearson* Score Range: 15-75	All enrolled students who have completed all nonclinical courses, 2017-18									
	Other enrolled students, 2017-18									
	All program completers, 2017-18						26	25	96%	45
	All program completers, 2016-17									
	All program completers, 2015-16									
EDTPA: SPECIAL EDUCATION (TPA0012) Test Company: E.S. Pearson* Score Range: 15-75	All enrolled students who have completed all nonclinical courses, 2017-18									
	Other enrolled students, 2017-18									
	All program completers, 2017-18	3				37	95	92	97%	47
	All program completers, 2016-17									
	All program completers, 2015-16									

Single Assessment Institution-Level Pass Rate Data: Traditional Teacher Preparation Program Within IHE

	HEOA - Title II 2017 - 2018 Academic Year
	Institution Name LIPSCOMB UNIVERSITY
	Institution Code 1161
	State Tennessee

February 1, 2019

Assessment Information ¹	Group	Number Taking Assessment	Number Passing Assessment	Institutional Pass Rate	Institutional Average Scaled Score	Assessment Cut Score ²	Statewide				
							Number Taking Assessment	Number Passing Assessment	Statewide Pass Rate	Statewide Average Scaled Score	
EDTPA: VISUAL ARTS (TPA0015) Test Company: E.S. Pearson* Score Range: 15-75	All enrolled students who have completed all nonclinical courses, 2017-18										
	Other enrolled students, 2017-18										
	All program completers, 2017-18						12	12	100%	50	
	All program completers, 2016-17										
	All program completers, 2015-16										
EDTPA: WORLD LANGUAGES (TPA0020) Test Company: E.S. Pearson* Score Range: 13-65	All enrolled students who have completed all nonclinical courses, 2017-18										
	Other enrolled students, 2017-18										
	All program completers, 2017-18						8				
	All program completers, 2016-17										
	All program completers, 2015-16										


Note: In cases where there are less than ten students taking the assessment or license/certificate, the number passing and pass rate are not reported.

¹Tests with multiple delivery options (computer, paper, etc.) will be noted with the assessment code for one format only.

²Cut scores may vary for groups depending upon when the cut scores are established by the state and when each group completed their teacher certification or licensure assessment.

*Questions regarding tests listed by this testing company must be addressed to your state Title II Coordinator.

Summary Institution-Level Pass Rate Data: *Alternative Teacher Preparation Program Within IHE*


		<p align="center">HEOA - Title II 2017 - 2018 Academic Year</p>				
Institution Name		LIPSCOMB UNIVERSITY				
Institution Code		1161				
State		Tennessee				
		<i>February 1, 2019</i>				
		Statewide				
Group	Number Taking Assessment¹	Number Passing Assessment²	Institutional Pass Rate	Number Taking Assessment¹	Number Passing Assessment²	Statewide Pass Rate
All program completers, 2017-18	97	97	100%	469	441	94%
All program completers, 2016-17	73	73	100%	382	361	95%
All program completers, 2015-16	114	114	100%	433	424	98%

Note: In cases where there are less than ten students taking the assessment or license/certificate, the number passing and pass rate are not reported.

¹ Number of completers taking one or more assessments within their area of specialization.

² Summary level "Number Taking Assessment" may differ from assessment level "Number Taking Assessment" because each student is counted once at the summary level but may be counted in multiple assessments at the assessment level.


Single Assessment Institution-Level Pass Rate Data: Alternative Teacher Preparation Program Within IHE

	HEOA - Title II 2017 - 2018 Academic Year
	Institution Name LIPSCOMB UNIVERSITY
	Institution Code 1161
	State Tennessee

February 1, 2019

Assessment Information ¹	Group	Number Taking Assessment	Number Passing Assessment	Institutional Pass Rate	Institutional Average Scaled Score	Assessment Cut Score ²	Statewide				
							Number Taking Assessment	Number Passing Assessment	Statewide Pass Rate	Statewide Average Scaled Score	
AGRICULTURE (DISCONTINUED) (0700) Test Company: ETS Score Range: 250-990	All enrolled students who have completed all nonclinical courses, 2017-18										
	Other enrolled students, 2017-18										
	All program completers, 2017-18										
	All program completers, 2016-17										
	All program completers, 2015-16						1				
AGRICULTURE (5701) Test Company: ETS Score Range: 100-200	All enrolled students who have completed all nonclinical courses, 2017-18						1				
	Other enrolled students, 2017-18						8				
	All program completers, 2017-18						4				
	All program completers, 2016-17						7				
	All program completers, 2015-16						6				
ART CONTENT AND ANALYSIS (5135) Test Company: ETS Score Range: 100-200	All enrolled students who have completed all nonclinical courses, 2017-18						11	4	36%	155	
	Other enrolled students, 2017-18	1				161	11	7	64%	164	
	All program completers, 2017-18						10	10	100%	166	
	All program completers, 2016-17						9				
	All program completers, 2015-16						17	17	100%	169	
BIOLOGY CONTENT KNOWLEDGE (0235) Test Company: ETS Score Range: 100-200	All enrolled students who have completed all nonclinical courses, 2017-18						11	11	100%	172	
	Other enrolled students, 2017-18	5				148	56	55	98%	160	
	All program completers, 2017-18	4				148	41	41	100%	162	
	All program completers, 2016-17	6				148	29	28	97%	160	
	All program completers, 2015-16	8				148	27	27	100%	164	


Single Assessment Institution-Level Pass Rate Data: Alternative Teacher Preparation Program Within IHE

	HEOA - Title II 2017 - 2018 Academic Year	
	Institution Name	LIPSCOMB UNIVERSITY
	Institution Code	1161
	State	Tennessee

February 1, 2019

Assessment Information ¹	Group	Number Taking Assessment	Number Passing Assessment	Institutional Pass Rate	Institutional Average Scaled Score	Assessment Cut Score ²	Statewide			
							Number Taking Assessment	Number Passing Assessment	Statewide Pass Rate	Statewide Average Scaled Score
BUSINESS ED CONTENT KNOWLEDGE (5101) Test Company: ETS Score Range: 100-200	All enrolled students who have completed all nonclinical courses, 2017-18									
	Other enrolled students, 2017-18	1				154	25	23	92%	166
	All program completers, 2017-18	1				154	13	12	92%	163
	All program completers, 2016-17						14	14	100%	177
	All program completers, 2015-16						13	13	100%	175
CHEMISTRY CONTENT KNOWLEDGE (0245) Test Company: ETS Score Range: 100-200	All enrolled students who have completed all nonclinical courses, 2017-18						4			
	Other enrolled students, 2017-18	2				152	24	21	88%	162
	All program completers, 2017-18						8			
	All program completers, 2016-17	1				152	15	15	100%	168
	All program completers, 2015-16	2				152	17	16	94%	167
CHINESE (MANDARIN) WORLD LANGUAGE (5665) Test Company: ETS Score Range: 100-200	All enrolled students who have completed all nonclinical courses, 2017-18									
	Other enrolled students, 2017-18									
	All program completers, 2017-18						1			
	All program completers, 2016-17									
	All program completers, 2015-16						1			
ECONOMICS (5911) Test Company: ETS Score Range: 100-200	All enrolled students who have completed all nonclinical courses, 2017-18									
	Other enrolled students, 2017-18						1			
	All program completers, 2017-18									
	All program completers, 2016-17	1				150	1			
	All program completers, 2015-16						2			


Single Assessment Institution-Level Pass Rate Data: Alternative Teacher Preparation Program Within IHE

	HEOA - Title II 2017 - 2018 Academic Year	
	Institution Name	LIPSCOMB UNIVERSITY
	Institution Code	1161
	State	Tennessee

February 1, 2019

Assessment Information ¹	Group	Number Taking Assessment	Number Passing Assessment	Institutional Pass Rate	Institutional Average Scaled Score	Assessment Cut Score ²	Statewide				
							Number Taking Assessment	Number Passing Assessment	Statewide Pass Rate	Statewide Average Scaled Score	
ED OF DEAF AND HARD OF HEARING (5272) Test Company: ETS Score Range: 100-200	All enrolled students who have completed all nonclinical courses, 2017-18										
	Other enrolled students, 2017-18										
	All program completers, 2017-18										
	All program completers, 2016-17										
	All program completers, 2015-16						1				
EDUCATION OF YOUNG CHILDREN (DISCONTINUED) (5021) Test Company: ETS Score Range: 100-200	All enrolled students who have completed all nonclinical courses, 2017-18										
	Other enrolled students, 2017-18										
	All program completers, 2017-18						1				
	All program completers, 2016-17						1				
	All program completers, 2015-16						2				
EDUCATION OF YOUNG CHILDREN (5024) Test Company: ETS Score Range: 100-200	All enrolled students who have completed all nonclinical courses, 2017-18						5				
	Other enrolled students, 2017-18	1				160	7				
	All program completers, 2017-18	1				160	6				
	All program completers, 2016-17						4				
	All program completers, 2015-16	2				160	5				
ELEM ED CONTENT KNOWLEDGE (DISCONTINUED) (5014) Test Company: ETS Score Range: 100-200	All enrolled students who have completed all nonclinical courses, 2017-18						2				
	Other enrolled students, 2017-18						1				
	All program completers, 2017-18						4				
	All program completers, 2016-17						7				
	All program completers, 2015-16	4				140	22	22	100%	167	


Single Assessment Institution-Level Pass Rate Data: Alternative Teacher Preparation Program Within IHE

	HEOA - Title II 2017 - 2018 Academic Year
	Institution Name LIPSCOMB UNIVERSITY
	Institution Code 1161
	State Tennessee

February 1, 2019

Assessment Information ¹	Group	Number Taking Assessment	Number Passing Assessment	Institutional Pass Rate	Institutional Average Scaled Score	Assessment Cut Score ²	Statewide			
							Number Taking Assessment	Number Passing Assessment	Statewide Pass Rate	Statewide Average Scaled Score
ELEM ED CONTENT KNOWLEDGE (5018) Test Company: ETS Score Range: 100-200	All enrolled students who have completed all nonclinical courses, 2017-18						16	14	88%	171
	Other enrolled students, 2017-18	20	20	100%	173	163	90	77	86%	167
	All program completers, 2017-18	21	21	100%	177	163	54	54	100%	176
	All program completers, 2016-17	14	14	100%	182	163	39	39	100%	177
	All program completers, 2015-16	20	20	100%	182	163	34	34	100%	180
ELEM ED CURR INSTRUC ASSESSMENT (DISC) (0011) Test Company: ETS Score Range: 100-200	All enrolled students who have completed all nonclinical courses, 2017-18									
	Other enrolled students, 2017-18									
	All program completers, 2017-18									
	All program completers, 2016-17									
	All program completers, 2015-16	1				159	7			
ELEM ED CURR INSTRUC ASSESSMENT (5017) Test Company: ETS Score Range: 100-200	All enrolled students who have completed all nonclinical courses, 2017-18						13	13	100%	172
	Other enrolled students, 2017-18	11	11	100%	171	153	27	24	89%	166
	All program completers, 2017-18	20	20	100%	177	153	49	49	100%	174
	All program completers, 2016-17	14	14	100%	179	153	42	40	95%	173
	All program completers, 2015-16	19	19	100%	177	153	44	43	98%	177
ENG LANG LIT COMP CONTENT KNOWLEDGE (DISC) (0041) Test Company: ETS Score Range: 100-200	All enrolled students who have completed all nonclinical courses, 2017-18									
	Other enrolled students, 2017-18									
	All program completers, 2017-18									
	All program completers, 2016-17						1			
	All program completers, 2015-16	1				157	10	9	90%	171


Single Assessment Institution-Level Pass Rate Data: Alternative Teacher Preparation Program Within IHE

	HEOA - Title II 2017 - 2018 Academic Year	
	Institution Name	LIPSCOMB UNIVERSITY
	Institution Code	1161
	State	Tennessee

February 1, 2019

Assessment Information ¹	Group	Number Taking Assessment	Number Passing Assessment	Institutional Pass Rate	Institutional Average Scaled Score	Assessment Cut Score ²	Statewide			
							Number Taking Assessment	Number Passing Assessment	Statewide Pass Rate	Statewide Average Scaled Score
ENGLISH LANGUAGE ARTS: CK (5038) Test Company: ETS Score Range: 100-200	All enrolled students who have completed all nonclinical courses, 2017-18						16	15	94%	178
	Other enrolled students, 2017-18	6				167	66	57	86%	175
	All program completers, 2017-18	13	13	100%	182	167	52	52	100%	179
	All program completers, 2016-17	18	18	100%	181	167	55	54	98%	178
	All program completers, 2015-16	10	10	100%	183	167	37	37	100%	181
ENGLISH TO SPEAKERS OF OTHER LANGUAGES (DISC) (5361) Test Company: ETS Score Range: 100-200	All enrolled students who have completed all nonclinical courses, 2017-18						7			
	Other enrolled students, 2017-18	6				143	11	11	100%	153
	All program completers, 2017-18	7				143	11	11	100%	158
	All program completers, 2016-17	7				143	15	15	100%	163
	All program completers, 2015-16	28	28	100%	165	143	35	35	100%	164
ENGLISH TO SPEAKERS OF OTHER LANGUAGES (5362) Test Company: ETS Score Range: 100-200	All enrolled students who have completed all nonclinical courses, 2017-18									
	Other enrolled students, 2017-18	5				155	12	12	100%	174
	All program completers, 2017-18	1				155	2			
	All program completers, 2016-17									
	All program completers, 2015-16									
FAMILY AND CONSUMER SCIENCES (DISCONTINUED 2) (5121) Test Company: ETS Score Range: 100-200	All enrolled students who have completed all nonclinical courses, 2017-18									
	Other enrolled students, 2017-18									
	All program completers, 2017-18									
	All program completers, 2016-17						1			
	All program completers, 2015-16						2			


Single Assessment Institution-Level Pass Rate Data: Alternative Teacher Preparation Program Within IHE

	HEOA - Title II 2017 - 2018 Academic Year
	Institution Name LIPSCOMB UNIVERSITY
	Institution Code 1161
	State Tennessee

February 1, 2019

Assessment Information ¹	Group	Number Taking Assessment	Number Passing Assessment	Institutional Pass Rate	Institutional Average Scaled Score	Assessment Cut Score ²	Statewide			
							Number Taking Assessment	Number Passing Assessment	Statewide Pass Rate	Statewide Average Scaled Score
FAMILY AND CONSUMER SCIENCES (5122) Test Company: ETS Score Range: 100-200	All enrolled students who have completed all nonclinical courses, 2017-18						1			
	Other enrolled students, 2017-18	1				153	4			
	All program completers, 2017-18						4			
	All program completers, 2016-17	1				153	1			
	All program completers, 2015-16						2			
FRENCH WORLD LANGUAGE (5174) Test Company: ETS Score Range: 100-200	All enrolled students who have completed all nonclinical courses, 2017-18						3			
	Other enrolled students, 2017-18	1				160	5			
	All program completers, 2017-18						5			
	All program completers, 2016-17						3			
	All program completers, 2015-16	1				156	5			
GEOGRAPHY (5921) Test Company: ETS Score Range: 100-200	All enrolled students who have completed all nonclinical courses, 2017-18									
	Other enrolled students, 2017-18						1			
	All program completers, 2017-18									
	All program completers, 2016-17									
	All program completers, 2015-16									
GERMAN WORLD LANGUAGE (5183) Test Company: ETS Score Range: 100-200	All enrolled students who have completed all nonclinical courses, 2017-18									
	Other enrolled students, 2017-18									
	All program completers, 2017-18						1			
	All program completers, 2016-17						2			
	All program completers, 2015-16									


Single Assessment Institution-Level Pass Rate Data: Alternative Teacher Preparation Program Within IHE

	HEOA - Title II 2017 - 2018 Academic Year	
	Institution Name	LIPSCOMB UNIVERSITY
	Institution Code	1161
	State	Tennessee

February 1, 2019

Assessment Information ¹	Group	Number Taking Assessment	Number Passing Assessment	Institutional Pass Rate	Institutional Average Scaled Score	Assessment Cut Score ²	Statewide				
							Number Taking Assessment	Number Passing Assessment	Statewide Pass Rate	Statewide Average Scaled Score	
GOVERNMENT POLITICAL SCIENCE (5931) Test Company: ETS Score Range: 100-200	All enrolled students who have completed all nonclinical courses, 2017-18						1				
	Other enrolled students, 2017-18	1				149	6				
	All program completers, 2017-18						1				
	All program completers, 2016-17	1				149	5				
	All program completers, 2015-16						1				
HEALTH EDUCATION (5551) Test Company: ETS Score Range: 100-200	All enrolled students who have completed all nonclinical courses, 2017-18										
	Other enrolled students, 2017-18	1				144	6				
	All program completers, 2017-18						3				
	All program completers, 2016-17						3				
	All program completers, 2015-16						4				
LATIN (5601) Test Company: ETS Score Range: 100-200	All enrolled students who have completed all nonclinical courses, 2017-18										
	Other enrolled students, 2017-18						2				
	All program completers, 2017-18						2				
	All program completers, 2016-17						1				
	All program completers, 2015-16						2				
LIBRARY MEDIA SPECIALIST (5311) Test Company: ETS Score Range: 100-200	All enrolled students who have completed all nonclinical courses, 2017-18										
	Other enrolled students, 2017-18										
	All program completers, 2017-18						4				
	All program completers, 2016-17										
	All program completers, 2015-16										

Single Assessment Institution-Level Pass Rate Data: Alternative Teacher Preparation Program Within IHE

	HEOA - Title II 2017 - 2018 Academic Year
	Institution Name
	Institution Code
	State

LIPSCOMB UNIVERSITY


1161

Tennessee

February 1, 2019

Assessment Information ¹	Group	Number Taking Assessment	Number Passing Assessment	Institutional Pass Rate	Institutional Average Scaled Score	Assessment Cut Score ²	Statewide			
							Number Taking Assessment	Number Passing Assessment	Statewide Pass Rate	Statewide Average Scaled Score
MARKETING EDUCATION (5561) Test Company: ETS Score Range: 100-200	All enrolled students who have completed all nonclinical courses, 2017-18									
	Other enrolled students, 2017-18									
	All program completers, 2017-18									
	All program completers, 2016-17						4			
	All program completers, 2015-16						1			
MATHEMATICS CONTENT KNOWLEDGE (DISC) (0061) Test Company: ETS Score Range: 100-200	All enrolled students who have completed all nonclinical courses, 2017-18									
	Other enrolled students, 2017-18									
	All program completers, 2017-18									
	All program completers, 2016-17						1			
	All program completers, 2015-16						6			
MATHEMATICS CONTENT KNOWLEDGE (5161) Test Company: ETS Score Range: 100-200	All enrolled students who have completed all nonclinical courses, 2017-18						15	12	80%	168
	Other enrolled students, 2017-18	1				160	45	34	76%	162
	All program completers, 2017-18	7				160	25	24	96%	172
	All program completers, 2016-17	1				160	17	13	76%	164
	All program completers, 2015-16	13	13	100%	168	160	32	29	91%	165
MIDDLE SCHOOL CONTENT KNOWLEDGE (5146) Test Company: ETS Score Range: 100-200	All enrolled students who have completed all nonclinical courses, 2017-18									
	Other enrolled students, 2017-18	2				150	19	17	89%	161
	All program completers, 2017-18	1				150	18	18	100%	165
	All program completers, 2016-17	7				150	27	26	96%	168
	All program completers, 2015-16	40	40	100%	173	150	54	54	100%	172


Single Assessment Institution-Level Pass Rate Data: Alternative Teacher Preparation Program Within IHE

	HEOA - Title II 2017 - 2018 Academic Year
	Institution Name LIPSCOMB UNIVERSITY
	Institution Code 1161
	State Tennessee

February 1, 2019

Assessment Information ¹	Group	Number Taking Assessment	Number Passing Assessment	Institutional Pass Rate	Institutional Average Scaled Score	Assessment Cut Score ²	Statewide			
							Number Taking Assessment	Number Passing Assessment	Statewide Pass Rate	Statewide Average Scaled Score
MIDDLE SCHOOL ENG LANG ARTS (5047) Test Company: ETS Score Range: 100-200	All enrolled students who have completed all nonclinical courses, 2017-18						1			
	Other enrolled students, 2017-18	2				164	5			
	All program completers, 2017-18	10	10	100%	177	164	11	11	100%	177
	All program completers, 2016-17	4				164	4			
	All program completers, 2015-16									
MIDDLE SCHOOL MATHEMATICS (5169) Test Company: ETS Score Range: 100-200	All enrolled students who have completed all nonclinical courses, 2017-18						1			
	Other enrolled students, 2017-18	6				165	20	19	95%	179
	All program completers, 2017-18	8				165	13	13	100%	176
	All program completers, 2016-17	6				165	8			
	All program completers, 2015-16	1				165	1			
MIDDLE SCHOOL SCIENCE (5440) Test Company: ETS Score Range: 100-200	All enrolled students who have completed all nonclinical courses, 2017-18									
	Other enrolled students, 2017-18	1				150	5			
	All program completers, 2017-18	2				150	4			
	All program completers, 2016-17	4				150	4			
	All program completers, 2015-16									
MIDDLE SCHOOL SOCIAL STUDIES (5089) Test Company: ETS Score Range: 100-200	All enrolled students who have completed all nonclinical courses, 2017-18									
	Other enrolled students, 2017-18	2				146	3			
	All program completers, 2017-18	15	15	100%	185	146	15	15	100%	185
	All program completers, 2016-17	8				146	8			
	All program completers, 2015-16									


Single Assessment Institution-Level Pass Rate Data: Alternative Teacher Preparation Program Within IHE

	HEOA - Title II 2017 - 2018 Academic Year	
	Institution Name	LIPSCOMB UNIVERSITY
	Institution Code	1161
	State	Tennessee

February 1, 2019

Assessment Information ¹	Group	Number Taking Assessment	Number Passing Assessment	Institutional Pass Rate	Institutional Average Scaled Score	Assessment Cut Score ²	Statewide			
							Number Taking Assessment	Number Passing Assessment	Statewide Pass Rate	Statewide Average Scaled Score
MUSIC CONTENT & INSTRUCTION (5114) Test Company: ETS Score Range: 100-200	All enrolled students who have completed all nonclinical courses, 2017-18						3			
	Other enrolled students, 2017-18	3				162	7			
	All program completers, 2017-18						6			
	All program completers, 2016-17						5			
	All program completers, 2015-16						3			
PHYSICAL ED CONTENT AND DESIGN (5095) Test Company: ETS Score Range: 100-200	All enrolled students who have completed all nonclinical courses, 2017-18						5			
	Other enrolled students, 2017-18	2				169	25	19	76%	164
	All program completers, 2017-18	3				169	23	19	83%	167
	All program completers, 2016-17	1				164	18	15	83%	169
	All program completers, 2015-16	1				164	18	16	89%	170
PHYSICS CONTENT KNOWLEDGE (5265) Test Company: ETS Score Range: 100-200	All enrolled students who have completed all nonclinical courses, 2017-18						1			
	Other enrolled students, 2017-18						4			
	All program completers, 2017-18	1				144	1			
	All program completers, 2016-17	1				144	3			
	All program completers, 2015-16						2			
PRINC LEARNING AND TEACHING 5-9 (5623) Test Company: ETS Score Range: 100-200	All enrolled students who have completed all nonclinical courses, 2017-18						3			
	Other enrolled students, 2017-18	9				160	28	24	86%	172
	All program completers, 2017-18	30	30	100%	183	160	61	58	95%	177
	All program completers, 2016-17	20	20	100%	180	158	45	45	100%	178
	All program completers, 2015-16	42	42	100%	179	158	74	74	100%	177


Single Assessment Institution-Level Pass Rate Data: Alternative Teacher Preparation Program Within IHE

	HEOA - Title II 2017 - 2018 Academic Year	
	Institution Name	LIPSCOMB UNIVERSITY
	Institution Code	1161
	State	Tennessee

February 1, 2019

Assessment Information ¹	Group	Number Taking Assessment	Number Passing Assessment	Institutional Pass Rate	Institutional Average Scaled Score	Assessment Cut Score ²	Statewide			
							Number Taking Assessment	Number Passing Assessment	Statewide Pass Rate	Statewide Average Scaled Score
PRINC LEARNING AND TEACHING 7-12 (5624) Test Company: ETS Score Range: 100-200	All enrolled students who have completed all nonclinical courses, 2017-18						53	50	94%	175
	Other enrolled students, 2017-18	8				157	126	120	95%	173
	All program completers, 2017-18	30	30	100%	183	157	238	231	97%	176
	All program completers, 2016-17	33	33	100%	181	155	213	209	98%	176
	All program completers, 2015-16	38	38	100%	180	155	233	232	100%	175
PRINC LEARNING AND TEACHING EARLY CHILD (5621) Test Company: ETS Score Range: 100-200	All enrolled students who have completed all nonclinical courses, 2017-18						4			
	Other enrolled students, 2017-18						8			
	All program completers, 2017-18	1				157	6			
	All program completers, 2016-17	1				155	9			
	All program completers, 2015-16	2				155	10	10	100%	172
PRINC LEARNING AND TEACHING K-6 (5622) Test Company: ETS Score Range: 100-200	All enrolled students who have completed all nonclinical courses, 2017-18						19	18	95%	178
	Other enrolled students, 2017-18	10	10	100%	178	160	66	59	89%	171
	All program completers, 2017-18	23	23	100%	179	160	88	85	97%	177
	All program completers, 2016-17	18	18	100%	184	158	77	76	99%	175
	All program completers, 2015-16	31	31	100%	180	158	96	95	99%	176
PSYCHOLOGY (5391) Test Company: ETS Score Range: 100-200	All enrolled students who have completed all nonclinical courses, 2017-18									
	Other enrolled students, 2017-18						1			
	All program completers, 2017-18						1			
	All program completers, 2016-17						1			
	All program completers, 2015-16						3			


Single Assessment Institution-Level Pass Rate Data: Alternative Teacher Preparation Program Within IHE

	HEOA - Title II 2017 - 2018 Academic Year
	Institution Name LIPSCOMB UNIVERSITY
	Institution Code 1161
	State Tennessee

February 1, 2019

Assessment Information ¹	Group	Number Taking Assessment	Number Passing Assessment	Institutional Pass Rate	Institutional Average Scaled Score	Assessment Cut Score ²	Statewide			
							Number Taking Assessment	Number Passing Assessment	Statewide Pass Rate	Statewide Average Scaled Score
READING ACROSS CURRICULUM ELEM (5201) Test Company: ETS Score Range: 100-200	All enrolled students who have completed all nonclinical courses, 2017-18									
	Other enrolled students, 2017-18									
	All program completers, 2017-18									
	All program completers, 2016-17						1			
	All program completers, 2015-16						9			
SE CK AND MILD TO MODERATE APPL (5543) Test Company: ETS Score Range: 100-200	All enrolled students who have completed all nonclinical courses, 2017-18						15	15	100%	168
	Other enrolled students, 2017-18	43	43	100%	170	158	129	129	100%	166
	All program completers, 2017-18	15	15	100%	174	158	59	59	100%	168
	All program completers, 2016-17	9				153	46	43	93%	170
	All program completers, 2015-16	14	14	100%	174	153	58	58	100%	171
SE CK AND SEVERE TO PROF APPL (5545) Test Company: ETS Score Range: 100-200	All enrolled students who have completed all nonclinical courses, 2017-18						1			
	Other enrolled students, 2017-18						8			
	All program completers, 2017-18						7			
	All program completers, 2016-17						8			
	All program completers, 2015-16						17	17	100%	178
SE CORE KNOWLEDGE & APPLICATIONS (5354) Test Company: ETS Score Range: 100-200	All enrolled students who have completed all nonclinical courses, 2017-18									
	Other enrolled students, 2017-18						4			
	All program completers, 2017-18									
	All program completers, 2016-17						3			
	All program completers, 2015-16						5			


Single Assessment Institution-Level Pass Rate Data: Alternative Teacher Preparation Program Within IHE

	HEOA - Title II 2017 - 2018 Academic Year	
	Institution Name	LIPSCOMB UNIVERSITY
	Institution Code	1161
	State	Tennessee

February 1, 2019

Assessment Information ¹	Group	Number Taking Assessment	Number Passing Assessment	Institutional Pass Rate	Institutional Average Scaled Score	Assessment Cut Score ²	Statewide			
							Number Taking Assessment	Number Passing Assessment	Statewide Pass Rate	Statewide Average Scaled Score
SE: PRESCHOOL EARLY CHILDHOOD (5691) Test Company: ETS Score Range: 100-200	All enrolled students who have completed all nonclinical courses, 2017-18									
	Other enrolled students, 2017-18						4			
	All program completers, 2017-18									
	All program completers, 2016-17							3		
	All program completers, 2015-16							4		
SOCIOLOGY (5952) Test Company: ETS Score Range: 100-200	All enrolled students who have completed all nonclinical courses, 2017-18									
	Other enrolled students, 2017-18							1		
	All program completers, 2017-18							1		
	All program completers, 2016-17									
	All program completers, 2015-16								1	
SPANISH WORLD LANGUAGE (5195) Test Company: ETS Score Range: 100-200	All enrolled students who have completed all nonclinical courses, 2017-18							2		
	Other enrolled students, 2017-18	4				163	33	28	85%	172
	All program completers, 2017-18	2				163	24	20	83%	169
	All program completers, 2016-17	5				163	17	17	100%	178
	All program completers, 2015-16	2				163	23	22	96%	176
SPEECH COMMUNICATION: CK (5221) Test Company: ETS Score Range: 100-200	All enrolled students who have completed all nonclinical courses, 2017-18									
	Other enrolled students, 2017-18							1		
	All program completers, 2017-18									
	All program completers, 2016-17	1				144	2			
	All program completers, 2015-16									


Single Assessment Institution-Level Pass Rate Data: Alternative Teacher Preparation Program Within IHE

	HEOA - Title II 2017 - 2018 Academic Year
	Institution Name LIPSCOMB UNIVERSITY
	Institution Code 1161
	State Tennessee

February 1, 2019

Assessment Information ¹	Group	Number Taking Assessment	Number Passing Assessment	Institutional Pass Rate	Institutional Average Scaled Score	Assessment Cut Score ²	Statewide			
							Number Taking Assessment	Number Passing Assessment	Statewide Pass Rate	Statewide Average Scaled Score
TEACHING READING: ELEM EDUCATION (5203) Test Company: ETS Score Range: 100-200	All enrolled students who have completed all nonclinical courses, 2017-18						33	28	85%	171
	Other enrolled students, 2017-18	31	25	81%	173	162	104	74	71%	167
	All program completers, 2017-18	62	62	100%	181	162	167	159	95%	175
	All program completers, 2016-17	39	39	100%	179	162	131	125	95%	174
	All program completers, 2015-16	77	77	100%	179	162	163	162	99%	176
TECHNOLOGY EDUCATION (5051) Test Company: ETS Score Range: 100-200	All enrolled students who have completed all nonclinical courses, 2017-18									
	Other enrolled students, 2017-18									
	All program completers, 2017-18						3			
	All program completers, 2016-17									
	All program completers, 2015-16									
THEATRE (5641) Test Company: ETS Score Range: 100-200	All enrolled students who have completed all nonclinical courses, 2017-18									
	Other enrolled students, 2017-18						3			
	All program completers, 2017-18						4			
	All program completers, 2016-17						3			
	All program completers, 2015-16	2				159	3			
WORLD AND U.S. HISTORY CK (5941) Test Company: ETS Score Range: 100-200	All enrolled students who have completed all nonclinical courses, 2017-18						12	11	92%	150
	Other enrolled students, 2017-18	10	10	100%	167	157	43	41	95%	160
	All program completers, 2017-18	2				157	23	22	96%	157
	All program completers, 2016-17	3				136	23	23	100%	159
	All program completers, 2015-16	1				136	19	19	100%	154

Single Assessment Institution-Level Pass Rate Data: Alternative Teacher Preparation Program Within IHE


	HEOA - Title II 2017 - 2018 Academic Year
	Institution Name
	Institution Code
	State

LIPSCOMB UNIVERSITY
1161
Tennessee

February 1, 2019

Assessment Information ¹	Group	Number Taking Assessment	Number Passing Assessment	Institutional Pass Rate	Institutional Average Scaled Score	Assessment Cut Score ²	Statewide			
							Number Taking Assessment	Number Passing Assessment	Statewide Pass Rate	Statewide Average Scaled Score
EDTPA: BUSINESS EDUCATION (TPA0102) Test Company: E.S. Pearson* Score Range: 15-75	All enrolled students who have completed all nonclinical courses, 2017-18									
	Other enrolled students, 2017-18									
	All program completers, 2017-18	1				37	1			
	All program completers, 2016-17									
	All program completers, 2015-16									
EDTPA: ELEMENTARY LITERACY (TPA0001) Test Company: E.S. Pearson* Score Range: 15-75	All enrolled students who have completed all nonclinical courses, 2017-18									
	Other enrolled students, 2017-18	3				37	4			
	All program completers, 2017-18	3				37	5			
	All program completers, 2016-17									
	All program completers, 2015-16									
EDTPA: ELEMENTARY MATHEMATICS (TPA0002) Test Company: E.S. Pearson* Score Range: 15-75	All enrolled students who have completed all nonclinical courses, 2017-18									
	Other enrolled students, 2017-18	1				37	2			
	All program completers, 2017-18						1			
	All program completers, 2016-17									
	All program completers, 2015-16									
EDTPA: ENGLISH AS AN ADDITIONAL LANGUAGE (TPA0115) Test Company: E.S. Pearson* Score Range: 15-75	All enrolled students who have completed all nonclinical courses, 2017-18									
	Other enrolled students, 2017-18	2				37	2			
	All program completers, 2017-18	1				37	2			
	All program completers, 2016-17									
	All program completers, 2015-16									


Single Assessment Institution-Level Pass Rate Data: Alternative Teacher Preparation Program Within IHE

	HEOA - Title II 2017 - 2018 Academic Year	
	Institution Name	LIPSCOMB UNIVERSITY
	Institution Code	1161
	State	Tennessee

February 1, 2019

Assessment Information ¹	Group	Number Taking Assessment	Number Passing Assessment	Institutional Pass Rate	Institutional Average Scaled Score	Assessment Cut Score ²	Statewide			
							Number Taking Assessment	Number Passing Assessment	Statewide Pass Rate	Statewide Average Scaled Score
EDTPA: K-12 PHYSICAL EDUCATION (TPA0011) Test Company: E.S. Pearson* Score Range: 15-75	All enrolled students who have completed all nonclinical courses, 2017-18									
	Other enrolled students, 2017-18									
	All program completers, 2017-18	1				37	2			
	All program completers, 2016-17									
	All program completers, 2015-16									
EDTPA: SECONDARY ENGLISH LANGUAGE ARTS (TPA0003) Test Company: E.S. Pearson* Score Range: 15-75	All enrolled students who have completed all nonclinical courses, 2017-18						2			
	Other enrolled students, 2017-18									
	All program completers, 2017-18	2				37	3			
	All program completers, 2016-17									
	All program completers, 2015-16									
EDTPA: SECONDARY HISTORY-SOCIAL STUDIES (TPA0004) Test Company: E.S. Pearson* Score Range: 15-75	All enrolled students who have completed all nonclinical courses, 2017-18									
	Other enrolled students, 2017-18									
	All program completers, 2017-18	1				37	1			
	All program completers, 2016-17									
	All program completers, 2015-16									
EDTPA: SECONDARY MATHEMATICS (TPA0005) Test Company: E.S. Pearson* Score Range: 15-75	All enrolled students who have completed all nonclinical courses, 2017-18									
	Other enrolled students, 2017-18						2			
	All program completers, 2017-18	1				37	2			
	All program completers, 2016-17									
	All program completers, 2015-16									

Single Assessment Institution-Level Pass Rate Data: Alternative Teacher Preparation Program Within IHE

	HEOA - Title II 2017 - 2018 Academic Year	
	Institution Name	LIPSCOMB UNIVERSITY
	Institution Code	1161
	State	Tennessee

February 1, 2019

Assessment Information ¹	Group	Number Taking Assessment	Number Passing Assessment	Institutional Pass Rate	Institutional Average Scaled Score	Assessment Cut Score ²	Statewide				
							Number Taking Assessment	Number Passing Assessment	Statewide Pass Rate	Statewide Average Scaled Score	
EDTPA: SECONDARY SCIENCE (TPA0006) Test Company: E.S. Pearson* Score Range: 15-75	All enrolled students who have completed all nonclinical courses, 2017-18										
	Other enrolled students, 2017-18	1				37	1				
	All program completers, 2017-18						3				
	All program completers, 2016-17										
	All program completers, 2015-16										
EDTPA: SPECIAL EDUCATION (TPA0012) Test Company: E.S. Pearson* Score Range: 15-75	All enrolled students who have completed all nonclinical courses, 2017-18						1				
	Other enrolled students, 2017-18	3				37	5				
	All program completers, 2017-18						4				
	All program completers, 2016-17										
	All program completers, 2015-16										
EDTPA: TECHNOLOGY AND ENGINEERING EDUCATION (TPA0143) Test Company: E.S. Pearson* Score Range: 15-75	All enrolled students who have completed all nonclinical courses, 2017-18										
	Other enrolled students, 2017-18										
	All program completers, 2017-18						2				
	All program completers, 2016-17										
	All program completers, 2015-16										
EDTPA: WORLD LANGUAGES (TPA0020) Test Company: E.S. Pearson* Score Range: 13-65	All enrolled students who have completed all nonclinical courses, 2017-18										
	Other enrolled students, 2017-18						1				
	All program completers, 2017-18						5				
	All program completers, 2016-17										
	All program completers, 2015-16										

Note: In cases where there are less than ten students taking the assessment or license/certificate, the number passing and pass rate are not reported.

¹Tests with multiple delivery options (computer, paper, etc.) will be noted with the assessment code for one format only.

²Cut scores may vary for groups depending upon when the cut scores are established by the state and when each group completed their teacher certification or licensure assessment.

*Questions regarding tests listed by this testing company must be addressed to your state Title II Coordinator.