


Summary Institution-Level Pass Rate Data: Traditional Teacher Preparation Program Within IHE


		HEOA - Title II 2016 - 2017 Academic Year				
Institution Name		LIPSCOMB UNIVERSITY				
Institution Code		1161				
State		Tennessee				
<i>February 5, 2018</i>						
				Statewide		
Group	Number Taking Assessment¹	Number Passing Assessment²	Institutional Pass Rate	Number Taking Assessment¹	Number Passing Assessment²	Statewide Pass Rate
All program completers, 2016-17	65	65	100%	2254	2195	97%
All program completers, 2015-16	97	97	100%	2390	2343	98%
All program completers, 2014-15	92	92	100%	2683	2634	98%

Note: In cases where there are less than ten students taking the assessment or license/certificate, the number passing and pass rate are not reported.

¹ Number of completers taking one or more assessments within their area of specialization.

² Summary level "Number Taking Assessment" may differ from assessment level "Number Taking Assessment" because each student is counted once at the summary level but may be counted in multiple assessments at the assessment level.

Single Assessment Institution-Level Pass Rate Data: *Traditional Teacher Preparation Program Within IHE*

	HEOA - Title II 2016 - 2017 Academic Year
	Institution Name LIPSCOMB UNIVERSITY
	Institution Code 1161
	State Tennessee

February 5, 2018

Assessment Information ¹	Group	Number Taking Assessment	Number Passing Assessment	Institutional Pass Rate	Institutional Average Scaled Score	Assessment Cut Score ²	Statewide				
							Number Taking Assessment	Number Passing Assessment	Statewide Pass Rate	Statewide Average Scaled Score	
AGRICULTURE (DISCONTINUED) (0700) Test Company: ETS Score Range: 250-990	All enrolled students who have completed all nonclinical courses, 2016-17										
	Other enrolled students, 2016-17										
	All program completers, 2016-17										
	All program completers, 2015-16										
	All program completers, 2014-15							5			
AGRICULTURE (5701) Test Company: ETS Score Range: 100-200	All enrolled students who have completed all nonclinical courses, 2016-17						1				
	Other enrolled students, 2016-17						1				
	All program completers, 2016-17						11	11	100%	171	
	All program completers, 2015-16						13	13	100%	170	
	All program completers, 2014-15						13	13	100%	167	
ART CONTENT AND ANALYSIS (5135) Test Company: ETS Score Range: 100-200	All enrolled students who have completed all nonclinical courses, 2016-17						5				
	Other enrolled students, 2016-17	3				157	32	25	78%	166	
	All program completers, 2016-17	1				157	40	39	98%	170	
	All program completers, 2015-16	2				157	46	45	98%	172	
	All program completers, 2014-15	2				157	54	53	98%	171	
BIOLOGY CONTENT ESSAYS (DISCONTINUED) (0233) Test Company: ETS Score Range: 100-200	All enrolled students who have completed all nonclinical courses, 2016-17										
	Other enrolled students, 2016-17										
	All program completers, 2016-17										
	All program completers, 2015-16										
	All program completers, 2014-15							1			

Single Assessment Institution-Level Pass Rate Data: *Traditional Teacher Preparation Program Within IHE*



**HEOA - Title II
2016 - 2017 Academic Year**

Institution Name	LIPSCOMB UNIVERSITY
Institution Code	1161
State	Tennessee

February 5, 2018

Assessment Information ¹	Group	Number Taking Assessment	Number Passing Assessment	Institutional Pass Rate	Institutional Average Scaled Score	Assessment Cut Score ²	Statewide			
							Number Taking Assessment	Number Passing Assessment	Statewide Pass Rate	Statewide Average Scaled Score
BIOLOGY CONTENT KNOWLEDGE (0235) Test Company: ETS Score Range: 100-200	All enrolled students who have completed all nonclinical courses, 2016-17	2				148	7			
	Other enrolled students, 2016-17	3				148	50	48	96%	165
	All program completers, 2016-17	1				148	62	62	100%	168
	All program completers, 2015-16	5				148	55	55	100%	163
	All program completers, 2014-15						59	59	100%	164
BUSINESS ED CONTENT KNOWLEDGE (5101) Test Company: ETS Score Range: 100-200	All enrolled students who have completed all nonclinical courses, 2016-17						9			
	Other enrolled students, 2016-17						12	11	92%	169
	All program completers, 2016-17						19	19	100%	177
	All program completers, 2015-16						19	19	100%	170
	All program completers, 2014-15						9			
CHEMISTRY CONTENT KNOWLEDGE (0245) Test Company: ETS Score Range: 100-200	All enrolled students who have completed all nonclinical courses, 2016-17						3			
	Other enrolled students, 2016-17						13	13	100%	170
	All program completers, 2016-17						18	18	100%	168
	All program completers, 2015-16	1				152	14	14	100%	162
	All program completers, 2014-15						15	14	93%	163
CHINESE (MANDARIN) WORLD LANGUAGE (5665) Test Company: ETS Score Range: 100-200	All enrolled students who have completed all nonclinical courses, 2016-17									
	Other enrolled students, 2016-17						1			
	All program completers, 2016-17						2			
	All program completers, 2015-16						1			
	All program completers, 2014-15									

Single Assessment Institution-Level Pass Rate Data: *Traditional Teacher Preparation Program Within IHE*



**HEOA - Title II
2016 - 2017 Academic Year**

Institution Name	LIPSCOMB UNIVERSITY
Institution Code	1161
State	Tennessee

February 5, 2018

Assessment Information ¹	Group	Number Taking Assessment	Number Passing Assessment	Institutional Pass Rate	Institutional Average Scaled Score	Assessment Cut Score ²	Statewide				
							Number Taking Assessment	Number Passing Assessment	Statewide Pass Rate	Statewide Average Scaled Score	
EARTH AND SPACE SCIENCES - CK (5571) Test Company: ETS Score Range: 100-200	All enrolled students who have completed all nonclinical courses, 2016-17										
	Other enrolled students, 2016-17						4				
	All program completers, 2016-17						4				
	All program completers, 2015-16						5				
	All program completers, 2014-15						2				
ECONOMICS (5911) Test Company: ETS Score Range: 100-200	All enrolled students who have completed all nonclinical courses, 2016-17										
	Other enrolled students, 2016-17						2				
	All program completers, 2016-17						1				
	All program completers, 2015-16						3				
	All program completers, 2014-15						2				
ED OF DEAF AND HARD OF HEARING (5272) Test Company: ETS Score Range: 100-200	All enrolled students who have completed all nonclinical courses, 2016-17										
	Other enrolled students, 2016-17										
	All program completers, 2016-17						6				
	All program completers, 2015-16						6				
	All program completers, 2014-15						6				
EDUCATION OF YOUNG CHILDREN (DISCONTINUED) (5021) Test Company: ETS Score Range: 100-200	All enrolled students who have completed all nonclinical courses, 2016-17										
	Other enrolled students, 2016-17						3				
	All program completers, 2016-17						4				
	All program completers, 2015-16						13	13	100%	175	
	All program completers, 2014-15	1					155	172	172	100%	182

Single Assessment Institution-Level Pass Rate Data: *Traditional Teacher Preparation Program Within IHE*



**HEOA - Title II
2016 - 2017 Academic Year**

Institution Name	LIPSCOMB UNIVERSITY
Institution Code	1161
State	Tennessee

February 5, 2018

Assessment Information ¹	Group	Number Taking Assessment	Number Passing Assessment	Institutional Pass Rate	Institutional Average Scaled Score	Assessment Cut Score ²	Statewide			
							Number Taking Assessment	Number Passing Assessment	Statewide Pass Rate	Statewide Average Scaled Score
EDUCATION OF YOUNG CHILDREN (5024) Test Company: ETS Score Range: 100-200	All enrolled students who have completed all nonclinical courses, 2016-17						59	58	98%	169
	Other enrolled students, 2016-17	4				160	111	96	86%	170
	All program completers, 2016-17	2				160	237	230	97%	172
	All program completers, 2015-16	3				160	223	221	99%	173
	All program completers, 2014-15	1				160	75	75	100%	176
ELEM ED CONTENT KNOWLEDGE (DISCONTINUED) (5014) Test Company: ETS Score Range: 100-200	All enrolled students who have completed all nonclinical courses, 2016-17						2			
	Other enrolled students, 2016-17						23	23	100%	161
	All program completers, 2016-17						41	41	100%	159
	All program completers, 2015-16	11	11	100%	176	140	158	158	100%	162
	All program completers, 2014-15	48	48	100%	168	140	1079	1077	100%	164
ELEM ED CONTENT KNOWLEDGE (5018) Test Company: ETS Score Range: 100-200	All enrolled students who have completed all nonclinical courses, 2016-17	6				163	205	187	91%	171
	Other enrolled students, 2016-17	36	30	83%	170	163	785	652	83%	171
	All program completers, 2016-17	39	39	100%	175	163	1116	1090	98%	174
	All program completers, 2015-16	43	43	100%	176	163	1016	995	98%	174
	All program completers, 2014-15	3				163	291	278	96%	175
ELEM ED CURR INSTRUC ASSESSMENT (DISC) (0011) Test Company: ETS Score Range: 100-200	All enrolled students who have completed all nonclinical courses, 2016-17									
	Other enrolled students, 2016-17						6			
	All program completers, 2016-17						5			
	All program completers, 2015-16						31	31	100%	176
	All program completers, 2014-15	29	29	100%	178	159	625	624	100%	176

Single Assessment Institution-Level Pass Rate Data: *Traditional Teacher Preparation Program Within IHE*



**HEOA - Title II
2016 - 2017 Academic Year**

Institution Name	LIPSCOMB UNIVERSITY
Institution Code	1161
State	Tennessee

February 5, 2018

Assessment Information ¹	Group	Number Taking Assessment	Number Passing Assessment	Institutional Pass Rate	Institutional Average Scaled Score	Assessment Cut Score ²	Statewide			
							Number Taking Assessment	Number Passing Assessment	Statewide Pass Rate	Statewide Average Scaled Score
ELEM ED CURR INSTRUC ASSESSMENT (5017) Test Company: ETS Score Range: 100-200	All enrolled students who have completed all nonclinical courses, 2016-17	6				153	114	109	96%	169
	Other enrolled students, 2016-17	12	11	92%	175	153	324	312	96%	171
	All program completers, 2016-17	37	37	100%	173	153	895	893	100%	172
	All program completers, 2015-16	52	52	100%	177	153	942	941	100%	173
	All program completers, 2014-15	20	20	100%	179	153	537	532	99%	173
ENG LANG LIT COMP CONTENT KNOWLEDGE (DISC) (0041) Test Company: ETS Score Range: 100-200	All enrolled students who have completed all nonclinical courses, 2016-17									
	Other enrolled students, 2016-17									
	All program completers, 2016-17						2			
	All program completers, 2015-16	1				157	7			
	All program completers, 2014-15	2				157	18	18	100%	183
ENGLISH LANGUAGE ARTS: CK (5038) Test Company: ETS Score Range: 100-200	All enrolled students who have completed all nonclinical courses, 2016-17	4				167	26	26	100%	182
	Other enrolled students, 2016-17	3				167	98	92	94%	180
	All program completers, 2016-17	5				167	150	150	100%	182
	All program completers, 2015-16	10	10	100%	180	167	177	177	100%	183
	All program completers, 2014-15	5				167	168	166	99%	182
ENGLISH TO SPEAKERS OF OTHER LANGUAGES (DISC) (5361) Test Company: ETS Score Range: 100-200	All enrolled students who have completed all nonclinical courses, 2016-17	2				143	4			
	Other enrolled students, 2016-17	7				143	28	28	100%	163
	All program completers, 2016-17	34	34	100%	155	143	67	67	100%	159
	All program completers, 2015-16	46	46	100%	159	143	89	89	100%	162
	All program completers, 2014-15	28	28	100%	160	143	72	72	100%	162

Single Assessment Institution-Level Pass Rate Data: *Traditional Teacher Preparation Program Within IHE*



**HEOA - Title II
2016 - 2017 Academic Year**

Institution Name	LIPSCOMB UNIVERSITY
Institution Code	1161
State	Tennessee

February 5, 2018

Assessment Information ¹	Group	Number Taking Assessment	Number Passing Assessment	Institutional Pass Rate	Institutional Average Scaled Score	Assessment Cut Score ²	Statewide			
							Number Taking Assessment	Number Passing Assessment	Statewide Pass Rate	Statewide Average Scaled Score
ENGLISH TO SPEAKERS OF OTHER LANGUAGES (5362) Test Company: ETS Score Range: 100-200	All enrolled students who have completed all nonclinical courses, 2016-17	3				155	8			
	Other enrolled students, 2016-17	11	10	91%	172	155	19	18	95%	176
	All program completers, 2016-17	1				155	12	12	100%	184
	All program completers, 2015-16									
	All program completers, 2014-15									
FAMILY AND CONSUMER SCIENCES (DISCONTINUED 2) (5121) Test Company: ETS Score Range: 100-200	All enrolled students who have completed all nonclinical courses, 2016-17									
	Other enrolled students, 2016-17									
	All program completers, 2016-17									
	All program completers, 2015-16									
	All program completers, 2014-15						3			
FAMILY AND CONSUMER SCIENCES (5122) Test Company: ETS Score Range: 100-200	All enrolled students who have completed all nonclinical courses, 2016-17						1			
	Other enrolled students, 2016-17						6			
	All program completers, 2016-17						7			
	All program completers, 2015-16						1			
	All program completers, 2014-15						2			
FRENCH WORLD LANGUAGE (5174) Test Company: ETS Score Range: 100-200	All enrolled students who have completed all nonclinical courses, 2016-17									
	Other enrolled students, 2016-17	1				156	2			
	All program completers, 2016-17	2				156	5			
	All program completers, 2015-16	1				156	4			
	All program completers, 2014-15						3			

Single Assessment Institution-Level Pass Rate Data: *Traditional Teacher Preparation Program Within IHE*



**HEOA - Title II
2016 - 2017 Academic Year**

Institution Name	LIPSCOMB UNIVERSITY
Institution Code	1161
State	Tennessee

February 5, 2018

Assessment Information ¹	Group	Number Taking Assessment	Number Passing Assessment	Institutional Pass Rate	Institutional Average Scaled Score	Assessment Cut Score ²	Statewide			
							Number Taking Assessment	Number Passing Assessment	Statewide Pass Rate	Statewide Average Scaled Score
GEOGRAPHY (5921) Test Company: ETS Score Range: 100-200	All enrolled students who have completed all nonclinical courses, 2016-17						1			
	Other enrolled students, 2016-17						4			
	All program completers, 2016-17						5			
	All program completers, 2015-16	1				149	8			
	All program completers, 2014-15						8			
GERMAN WORLD LANGUAGE (5183) Test Company: ETS Score Range: 100-200	All enrolled students who have completed all nonclinical courses, 2016-17									
	Other enrolled students, 2016-17	1				157	1			
	All program completers, 2016-17									
	All program completers, 2015-16						1			
	All program completers, 2014-15									
GIFTED EDUCATION (5358) Test Company: ETS Score Range: 100-200	All enrolled students who have completed all nonclinical courses, 2016-17									
	Other enrolled students, 2016-17						1			
	All program completers, 2016-17									
	All program completers, 2015-16									
	All program completers, 2014-15						1			
GOVERNMENT POLITICAL SCIENCE (5931) Test Company: ETS Score Range: 100-200	All enrolled students who have completed all nonclinical courses, 2016-17						2			
	Other enrolled students, 2016-17	2				149	7			
	All program completers, 2016-17						15	15	100%	166
	All program completers, 2015-16	1				149	19	18	95%	173
	All program completers, 2014-15	1				149	13	13	100%	171

Single Assessment Institution-Level Pass Rate Data: *Traditional Teacher Preparation Program Within IHE*




**HEOA - Title II
2016 - 2017 Academic Year**

Institution Name	LIPSCOMB UNIVERSITY
Institution Code	1161
State	Tennessee

February 5, 2018

Assessment Information ¹	Group	Number Taking Assessment	Number Passing Assessment	Institutional Pass Rate	Institutional Average Scaled Score	Assessment Cut Score ²	Statewide			
							Number Taking Assessment	Number Passing Assessment	Statewide Pass Rate	Statewide Average Scaled Score
HEALTH EDUCATION (DISCONTINUED) (5550) Test Company: ETS Score Range: 250-990	All enrolled students who have completed all nonclinical courses, 2016-17									
	Other enrolled students, 2016-17									
	All program completers, 2016-17									
	All program completers, 2015-16									
	All program completers, 2014-15						1			
HEALTH EDUCATION (5551) Test Company: ETS Score Range: 100-200	All enrolled students who have completed all nonclinical courses, 2016-17	3				144	18	18	100%	162
	Other enrolled students, 2016-17	1				144	15	15	100%	160
	All program completers, 2016-17	2				144	40	40	100%	160
	All program completers, 2015-16	4				144	28	28	100%	163
	All program completers, 2014-15	3				144	42	42	100%	164
LATIN (5601) Test Company: ETS Score Range: 100-200	All enrolled students who have completed all nonclinical courses, 2016-17									
	Other enrolled students, 2016-17						2			
	All program completers, 2016-17						3			
	All program completers, 2015-16						3			
	All program completers, 2014-15						2			
MARKETING EDUCATION (5561) Test Company: ETS Score Range: 100-200	All enrolled students who have completed all nonclinical courses, 2016-17									
	Other enrolled students, 2016-17									
	All program completers, 2016-17									
	All program completers, 2015-16									
	All program completers, 2014-15						1			

Single Assessment Institution-Level Pass Rate Data: *Traditional Teacher Preparation Program Within IHE*

	HEOA - Title II 2016 - 2017 Academic Year	
	Institution Name	LIPSCOMB UNIVERSITY
	Institution Code	1161
	State	Tennessee

February 5, 2018

Assessment Information ¹	Group	Number Taking Assessment	Number Passing Assessment	Institutional Pass Rate	Institutional Average Scaled Score	Assessment Cut Score ²	Statewide			
							Number Taking Assessment	Number Passing Assessment	Statewide Pass Rate	Statewide Average Scaled Score
MATHEMATICS CONTENT KNOWLEDGE (DISC) (0061) Test Company: ETS Score Range: 100-200	All enrolled students who have completed all nonclinical courses, 2016-17									
	Other enrolled students, 2016-17									
	All program completers, 2016-17									
	All program completers, 2015-16						2			
	All program completers, 2014-15						7			
MATHEMATICS CONTENT KNOWLEDGE (5161) Test Company: ETS Score Range: 100-200	All enrolled students who have completed all nonclinical courses, 2016-17	1				160	10	7	70%	161
	Other enrolled students, 2016-17	3				160	77	42	55%	158
	All program completers, 2016-17	3				160	71	67	94%	168
	All program completers, 2015-16						78	70	90%	169
	All program completers, 2014-15	6				160	90	87	97%	171
MIDDLE SCHOOL CONTENT KNOWLEDGE (5146) Test Company: ETS Score Range: 100-200	All enrolled students who have completed all nonclinical courses, 2016-17	1				150	17	15	88%	161
	Other enrolled students, 2016-17	2				150	36	28	78%	159
	All program completers, 2016-17	3				150	125	125	100%	167
	All program completers, 2015-16	7				150	182	181	99%	168
	All program completers, 2014-15	7				150	235	234	100%	166
MIDDLE SCHOOL ENG LANG ARTS (5047) Test Company: ETS Score Range: 100-200	All enrolled students who have completed all nonclinical courses, 2016-17									
	Other enrolled students, 2016-17	1				164	3			
	All program completers, 2016-17	1				164	1			
	All program completers, 2015-16									
	All program completers, 2014-15									

Single Assessment Institution-Level Pass Rate Data: *Traditional Teacher Preparation Program Within IHE*




**HEOA - Title II
2016 - 2017 Academic Year**

Institution Name	LIPSCOMB UNIVERSITY
Institution Code	1161
State	Tennessee

February 5, 2018

Assessment Information ¹	Group	Number Taking Assessment	Number Passing Assessment	Institutional Pass Rate	Institutional Average Scaled Score	Assessment Cut Score ²	Statewide				
							Number Taking Assessment	Number Passing Assessment	Statewide Pass Rate	Statewide Average Scaled Score	
MIDDLE SCHOOL MATHEMATICS (5169) Test Company: ETS Score Range: 100-200	All enrolled students who have completed all nonclinical courses, 2016-17										
	Other enrolled students, 2016-17	2				165	12	12	100%	179	
	All program completers, 2016-17	1				165	4				
	All program completers, 2015-16						2				
	All program completers, 2014-15										
MIDDLE SCHOOL SCIENCE (5440) Test Company: ETS Score Range: 100-200	All enrolled students who have completed all nonclinical courses, 2016-17										
	Other enrolled students, 2016-17						5				
	All program completers, 2016-17						1				
	All program completers, 2015-16						1				
	All program completers, 2014-15										
MIDDLE SCHOOL SOCIAL STUDIES (5089) Test Company: ETS Score Range: 100-200	All enrolled students who have completed all nonclinical courses, 2016-17										
	Other enrolled students, 2016-17	1				146	3				
	All program completers, 2016-17										
	All program completers, 2015-16										
	All program completers, 2014-15										
MUSIC CONCEPTS AND PROCESSES (DISCONTINUED) (0111) Test Company: ETS Score Range: 100-200	All enrolled students who have completed all nonclinical courses, 2016-17										
	Other enrolled students, 2016-17										
	All program completers, 2016-17										
	All program completers, 2015-16										
	All program completers, 2014-15							1			


Single Assessment Institution-Level Pass Rate Data: *Traditional Teacher Preparation Program Within IHE*

	HEOA - Title II 2016 - 2017 Academic Year
Institution Name	LIPSCOMB UNIVERSITY
Institution Code	1161
State	Tennessee

February 5, 2018

Assessment Information ¹	Group	Number Taking Assessment	Number Passing Assessment	Institutional Pass Rate	Institutional Average Scaled Score	Assessment Cut Score ²	Statewide			
							Number Taking Assessment	Number Passing Assessment	Statewide Pass Rate	Statewide Average Scaled Score
MUSIC CONTENT & INSTRUCTION (5114) Test Company: ETS Score Range: 100-200	All enrolled students who have completed all nonclinical courses, 2016-17	3				162	13	11	85%	166
	Other enrolled students, 2016-17						65	48	74%	166
	All program completers, 2016-17	2				162	140	130	93%	170
	All program completers, 2015-16	2				162	124	117	94%	170
	All program completers, 2014-15	2				162	131	126	96%	170
MUSIC CONTENT KNOWLEDGE (0113) Test Company: ETS Score Range: 100-200	All enrolled students who have completed all nonclinical courses, 2016-17									
	Other enrolled students, 2016-17									
	All program completers, 2016-17									
	All program completers, 2015-16						1			
	All program completers, 2014-15						2			
PHYSICAL ED CONTENT AND DESIGN (5095) Test Company: ETS Score Range: 100-200	All enrolled students who have completed all nonclinical courses, 2016-17	3				164	26	22	85%	169
	Other enrolled students, 2016-17	3				164	52	42	81%	168
	All program completers, 2016-17	2				164	102	100	98%	170
	All program completers, 2015-16	5				164	98	96	98%	172
	All program completers, 2014-15	5				164	106	102	96%	171
PHYSICS CONTENT KNOWLEDGE (5265) Test Company: ETS Score Range: 100-200	All enrolled students who have completed all nonclinical courses, 2016-17						1			
	Other enrolled students, 2016-17						4			
	All program completers, 2016-17						7			
	All program completers, 2015-16						1			
	All program completers, 2014-15						6			

Single Assessment Institution-Level Pass Rate Data: Traditional Teacher Preparation Program Within IHE

	HEOA - Title II 2016 - 2017 Academic Year
	Institution Name
	Institution Code
	State

LIPSCOMB UNIVERSITY
1161
Tennessee

February 5, 2018

Assessment Information ¹	Group	Number Taking Assessment	Number Passing Assessment	Institutional Pass Rate	Institutional Average Scaled Score	Assessment Cut Score ²	Statewide			
							Number Taking Assessment	Number Passing Assessment	Statewide Pass Rate	Statewide Average Scaled Score
PRINC LEARNING AND TEACHING 5-9 (5623) Test Company: ETS Score Range: 100-200	All enrolled students who have completed all nonclinical courses, 2016-17	2				158	16	16	100%	172
	Other enrolled students, 2016-17	4				158	39	33	85%	169
	All program completers, 2016-17	4				158	108	105	97%	175
	All program completers, 2015-16	7				158	151	151	100%	174
	All program completers, 2014-15	7				158	157	156	99%	174
PRINC LEARNING AND TEACHING 7-12 (5624) Test Company: ETS Score Range: 100-200	All enrolled students who have completed all nonclinical courses, 2016-17	11	11	100%	180	155	97	95	98%	176
	Other enrolled students, 2016-17	4				155	211	199	94%	174
	All program completers, 2016-17	18	18	100%	177	155	616	613	100%	175
	All program completers, 2015-16	26	26	100%	177	155	654	652	100%	175
	All program completers, 2014-15	27	27	100%	176	155	717	714	100%	175
PRINC LEARNING AND TEACHING EARLY CHILD (5621) Test Company: ETS Score Range: 100-200	All enrolled students who have completed all nonclinical courses, 2016-17						49	48	98%	169
	Other enrolled students, 2016-17	2				155	94	90	96%	170
	All program completers, 2016-17	3				155	203	200	99%	169
	All program completers, 2015-16	2				155	219	218	100%	171
	All program completers, 2014-15	4				155	224	224	100%	170
PRINC LEARNING AND TEACHING K-6 (5622) Test Company: ETS Score Range: 100-200	All enrolled students who have completed all nonclinical courses, 2016-17	12	12	100%	176	158	121	119	98%	174
	Other enrolled students, 2016-17	7				158	334	314	94%	175
	All program completers, 2016-17	40	40	100%	178	158	1030	1027	100%	176
	All program completers, 2015-16	61	61	100%	177	158	1117	1115	100%	176
	All program completers, 2014-15	52	52	100%	178	158	1308	1306	100%	175

Single Assessment Institution-Level Pass Rate Data: *Traditional Teacher Preparation Program Within IHE*



**HEOA - Title II
2016 - 2017 Academic Year**

Institution Name	LIPSCOMB UNIVERSITY
Institution Code	1161
State	Tennessee

February 5, 2018

Assessment Information ¹	Group	Number Taking Assessment	Number Passing Assessment	Institutional Pass Rate	Institutional Average Scaled Score	Assessment Cut Score ²	Statewide			
							Number Taking Assessment	Number Passing Assessment	Statewide Pass Rate	Statewide Average Scaled Score
PSYCHOLOGY (5391) Test Company: ETS Score Range: 100-200	All enrolled students who have completed all nonclinical courses, 2016-17									
	Other enrolled students, 2016-17						3			
	All program completers, 2016-17						2			
	All program completers, 2015-16						2			
	All program completers, 2014-15						3			
READING ACROSS CURRICULUM ELEM (5201) Test Company: ETS Score Range: 100-200	All enrolled students who have completed all nonclinical courses, 2016-17									
	Other enrolled students, 2016-17						8			
	All program completers, 2016-17						4			
	All program completers, 2015-16						4			
	All program completers, 2014-15	3				151	78	78	100%	168
SE CK AND MILD TO MODERATE APPL (5543) Test Company: ETS Score Range: 100-200	All enrolled students who have completed all nonclinical courses, 2016-17	2				153	16	16	100%	168
	Other enrolled students, 2016-17	8				153	117	109	93%	168
	All program completers, 2016-17	3				153	128	127	99%	174
	All program completers, 2015-16	3				153	174	174	100%	172
	All program completers, 2014-15	2				153	185	185	100%	173
SE CK AND SEVERE TO PROF APPL (5545) Test Company: ETS Score Range: 100-200	All enrolled students who have completed all nonclinical courses, 2016-17						11	11	100%	175
	Other enrolled students, 2016-17						54	54	100%	178
	All program completers, 2016-17						85	85	100%	179
	All program completers, 2015-16						79	79	100%	177
	All program completers, 2014-15						99	99	100%	176

Single Assessment Institution-Level Pass Rate Data: *Traditional Teacher Preparation Program Within IHE*



**HEOA - Title II
2016 - 2017 Academic Year**

Institution Name	LIPSCOMB UNIVERSITY
Institution Code	1161
State	Tennessee

February 5, 2018

Assessment Information ¹	Group	Number Taking Assessment	Number Passing Assessment	Institutional Pass Rate	Institutional Average Scaled Score	Assessment Cut Score ²	Statewide			
							Number Taking Assessment	Number Passing Assessment	Statewide Pass Rate	Statewide Average Scaled Score
SE CORE KNOWLEDGE & APPLICATIONS (5354) Test Company: ETS Score Range: 100-200	All enrolled students who have completed all nonclinical courses, 2016-17						31	31	100%	173
	Other enrolled students, 2016-17						50	49	98%	170
	All program completers, 2016-17						84	84	100%	173
	All program completers, 2015-16						83	83	100%	173
	All program completers, 2014-15						91	91	100%	171
SE TEACHING STU WVISUAL IMPAIRMENT (5282) Test Company: ETS Score Range: 100-200	All enrolled students who have completed all nonclinical courses, 2016-17									
	Other enrolled students, 2016-17									
	All program completers, 2016-17						1			
	All program completers, 2015-16						4			
	All program completers, 2014-15						2			
SE: PRESCHOOL EARLY CHILDHOOD (5691) Test Company: ETS Score Range: 100-200	All enrolled students who have completed all nonclinical courses, 2016-17						31	31	100%	171
	Other enrolled students, 2016-17						48	43	90%	170
	All program completers, 2016-17						84	82	98%	171
	All program completers, 2015-16						80	80	100%	172
	All program completers, 2014-15						88	88	100%	171
SOCIOLOGY (5952) Test Company: ETS Score Range: 100-200	All enrolled students who have completed all nonclinical courses, 2016-17									
	Other enrolled students, 2016-17									
	All program completers, 2016-17						1			
	All program completers, 2015-16									
	All program completers, 2014-15									

Single Assessment Institution-Level Pass Rate Data: *Traditional Teacher Preparation Program Within IHE*




**HEOA - Title II
2016 - 2017 Academic Year**

Institution Name	LIPSCOMB UNIVERSITY
Institution Code	1161
State	Tennessee

February 5, 2018

Assessment Information ¹	Group	Number Taking Assessment	Number Passing Assessment	Institutional Pass Rate	Institutional Average Scaled Score	Assessment Cut Score ²	Statewide			
							Number Taking Assessment	Number Passing Assessment	Statewide Pass Rate	Statewide Average Scaled Score
SPANISH WORLD LANGUAGE (5195) Test Company: ETS Score Range: 100-200	All enrolled students who have completed all nonclinical courses, 2016-17	1				163	6			
	Other enrolled students, 2016-17						19	11	58%	159
	All program completers, 2016-17	1				163	15	12	80%	171
	All program completers, 2015-16						10	9	90%	172
	All program completers, 2014-15	3				163	15	14	93%	179
SPEECH COMMUNICATION: CK (5221) Test Company: ETS Score Range: 100-200	All enrolled students who have completed all nonclinical courses, 2016-17									
	Other enrolled students, 2016-17									
	All program completers, 2016-17									
	All program completers, 2015-16						1			
	All program completers, 2014-15						2			
SPEECH LANGUAGE PATHOLOGY (5331) Test Company: ETS Score Range: 100-200	All enrolled students who have completed all nonclinical courses, 2016-17									
	Other enrolled students, 2016-17						1			
	All program completers, 2016-17						18	18	100%	174
	All program completers, 2015-16						17	17	100%	177
	All program completers, 2014-15						14	14	100%	178
TEACHING READING: ELEM EDUCATION (5203) Test Company: ETS Score Range: 100-200	All enrolled students who have completed all nonclinical courses, 2016-17	9				162	215	208	97%	174
	Other enrolled students, 2016-17	36	30	83%	176	162	631	572	91%	173
	All program completers, 2016-17	47	47	100%	176	162	1367	1351	99%	175
	All program completers, 2015-16	65	65	100%	175	162	1503	1498	100%	175
	All program completers, 2014-15	56	56	100%	176	162	1630	1617	99%	175

Single Assessment Institution-Level Pass Rate Data: *Traditional Teacher Preparation Program Within IHE*

	HEOA - Title II 2016 - 2017 Academic Year	
	Institution Name	LIPSCOMB UNIVERSITY
	Institution Code	1161
	State	Tennessee

February 5, 2018


Assessment Information ¹	Group	Number Taking Assessment	Number Passing Assessment	Institutional Pass Rate	Institutional Average Scaled Score	Assessment Cut Score ²	Statewide			
							Number Taking Assessment	Number Passing Assessment	Statewide Pass Rate	Statewide Average Scaled Score
THEATRE (DISCONTINUED) (0640) Test Company: ETS Score Range: 250-990	All enrolled students who have completed all nonclinical courses, 2016-17									
	Other enrolled students, 2016-17									
	All program completers, 2016-17									
	All program completers, 2015-16									
	All program completers, 2014-15	1				610	1			
THEATRE (5641) Test Company: ETS Score Range: 100-200	All enrolled students who have completed all nonclinical courses, 2016-17						1			
	Other enrolled students, 2016-17						11	11	100%	174
	All program completers, 2016-17	1				159	6			
	All program completers, 2015-16	1				159	7			
	All program completers, 2014-15						4			
WORLD AND U.S. HISTORY CK (5941) Test Company: ETS Score Range: 100-200	All enrolled students who have completed all nonclinical courses, 2016-17	2				136	44	44	100%	160
	Other enrolled students, 2016-17	10	10	100%	159	136	110	107	97%	161
	All program completers, 2016-17	3				136	125	125	100%	159
	All program completers, 2015-16	7				136	142	142	100%	163
	All program completers, 2014-15	8				136	178	178	100%	161

Note: In cases where there are less than ten students taking the assessment or license/certificate, the number passing and pass rate are not reported.

¹Tests with multiple delivery options (computer, paper, etc.) will be noted with the assessment code for one format only.

²Cut scores may vary for groups depending upon when the cut scores are established by the state and when each group completed their teacher certification or licensure assessment.

Summary Institution-Level Pass Rate Data: *Alternative Teacher Preparation Program Within IHE*

		HEOA - Title II 2016 - 2017 Academic Year				
Institution Name		LIPSCOMB UNIVERSITY				
Institution Code		1161				
State		Tennessee				
						<i>February 5, 2018</i>
				Statewide		
Group	Number Taking Assessment¹	Number Passing Assessment²	Institutional Pass Rate	Number Taking Assessment¹	Number Passing Assessment²	Statewide Pass Rate
All program completers, 2016-17	73	73	100%	378	353	93%
All program completers, 2015-16	114	114	100%	433	423	98%
All program completers, 2014-15	138	136	99%	387	377	97%

Note: In cases where there are less than ten students taking the assessment or license/certificate, the number passing and pass rate are not reported.

¹ Number of completers taking one or more assessments within their area of specialization.

² Summary level "Number Taking Assessment" may differ from assessment level "Number Taking Assessment" because each student is counted once at the summary level but may be counted in multiple assessments at the assessment level.

Single Assessment Institution-Level Pass Rate Data: *Alternative Teacher Preparation Program Within IHE*



**HEOA - Title II
2016 - 2017 Academic Year**

Institution Name	LIPSCOMB UNIVERSITY
Institution Code	1161
State	Tennessee

February 5, 2018

Assessment Information ¹	Group	Number Taking Assessment	Number Passing Assessment	Institutional Pass Rate	Institutional Average Scaled Score	Assessment Cut Score ²	Statewide				
							Number Taking Assessment	Number Passing Assessment	Statewide Pass Rate	Statewide Average Scaled Score	
AGRICULTURE (DISCONTINUED) (0700) Test Company: ETS Score Range: 250-990	All enrolled students who have completed all nonclinical courses, 2016-17										
	Other enrolled students, 2016-17						1				
	All program completers, 2016-17										
	All program completers, 2015-16						1				
	All program completers, 2014-15						2				
AGRICULTURE (5701) Test Company: ETS Score Range: 100-200	All enrolled students who have completed all nonclinical courses, 2016-17										
	Other enrolled students, 2016-17						7				
	All program completers, 2016-17						6				
	All program completers, 2015-16						6				
	All program completers, 2014-15						1				
ART CONTENT AND ANALYSIS (5135) Test Company: ETS Score Range: 100-200	All enrolled students who have completed all nonclinical courses, 2016-17						11	5	45%	152	
	Other enrolled students, 2016-17						12	9	75%	163	
	All program completers, 2016-17						9				
	All program completers, 2015-16						17	17	100%	169	
	All program completers, 2014-15	4				157	18	18	100%	174	
BIOLOGY CONTENT ESSAYS (DISCONTINUED) (0233) Test Company: ETS Score Range: 100-200	All enrolled students who have completed all nonclinical courses, 2016-17										
	Other enrolled students, 2016-17										
	All program completers, 2016-17										
	All program completers, 2015-16										
	All program completers, 2014-15						2				

Single Assessment Institution-Level Pass Rate Data: *Alternative Teacher Preparation Program Within IHE*



**HEOA - Title II
2016 - 2017 Academic Year**

Institution Name	LIPSCOMB UNIVERSITY
Institution Code	1161
State	Tennessee

February 5, 2018

Assessment Information ¹	Group	Number Taking Assessment	Number Passing Assessment	Institutional Pass Rate	Institutional Average Scaled Score	Assessment Cut Score ²	Statewide			
							Number Taking Assessment	Number Passing Assessment	Statewide Pass Rate	Statewide Average Scaled Score
BIOLOGY CONTENT KNOWLEDGE (0235) Test Company: ETS Score Range: 100-200	All enrolled students who have completed all nonclinical courses, 2016-17						2			
	Other enrolled students, 2016-17	1				148	50	44	88%	158
	All program completers, 2016-17	6				148	28	27	96%	161
	All program completers, 2015-16	8				148	27	27	100%	164
	All program completers, 2014-15	8				148	23	23	100%	161
BUSINESS ED CONTENT KNOWLEDGE (5101) Test Company: ETS Score Range: 100-200	All enrolled students who have completed all nonclinical courses, 2016-17						1			
	Other enrolled students, 2016-17						18	15	83%	166
	All program completers, 2016-17						14	14	100%	177
	All program completers, 2015-16						13	13	100%	175
	All program completers, 2014-15						8			
CHEMISTRY CONTENT KNOWLEDGE (0245) Test Company: ETS Score Range: 100-200	All enrolled students who have completed all nonclinical courses, 2016-17						2			
	Other enrolled students, 2016-17	1				152	19	16	84%	167
	All program completers, 2016-17	1				152	15	15	100%	168
	All program completers, 2015-16	2				152	17	16	94%	167
	All program completers, 2014-15	9				152	17	16	94%	167
CHINESE (MANDARIN) WORLD LANGUAGE (5665) Test Company: ETS Score Range: 100-200	All enrolled students who have completed all nonclinical courses, 2016-17									
	Other enrolled students, 2016-17						1			
	All program completers, 2016-17									
	All program completers, 2015-16						1			
	All program completers, 2014-15									

Single Assessment Institution-Level Pass Rate Data: *Alternative Teacher Preparation Program Within IHE*




**HEOA - Title II
2016 - 2017 Academic Year**

Institution Name	LIPSCOMB UNIVERSITY
Institution Code	1161
State	Tennessee

February 5, 2018

Assessment Information ¹	Group	Number Taking Assessment	Number Passing Assessment	Institutional Pass Rate	Institutional Average Scaled Score	Assessment Cut Score ²	Statewide			
							Number Taking Assessment	Number Passing Assessment	Statewide Pass Rate	Statewide Average Scaled Score
ECONOMICS (5911) Test Company: ETS Score Range: 100-200	All enrolled students who have completed all nonclinical courses, 2016-17									
	Other enrolled students, 2016-17									
	All program completers, 2016-17	1				150	1			
	All program completers, 2015-16						2			
	All program completers, 2014-15						1			
ED OF DEAF AND HARD OF HEARING (5272) Test Company: ETS Score Range: 100-200	All enrolled students who have completed all nonclinical courses, 2016-17									
	Other enrolled students, 2016-17									
	All program completers, 2016-17									
	All program completers, 2015-16						1			
	All program completers, 2014-15									
EDUCATION OF YOUNG CHILDREN (DISCONTINUED) (5021) Test Company: ETS Score Range: 100-200	All enrolled students who have completed all nonclinical courses, 2016-17									
	Other enrolled students, 2016-17						1			
	All program completers, 2016-17						1			
	All program completers, 2015-16						2			
	All program completers, 2014-15						3			
EDUCATION OF YOUNG CHILDREN (5024) Test Company: ETS Score Range: 100-200	All enrolled students who have completed all nonclinical courses, 2016-17									
	Other enrolled students, 2016-17						6			
	All program completers, 2016-17						4			
	All program completers, 2015-16	2				160	5			
	All program completers, 2014-15									

Single Assessment Institution-Level Pass Rate Data: *Alternative Teacher Preparation Program Within IHE*

	HEOA - Title II 2016 - 2017 Academic Year
	Institution Name
	Institution Code
	State

LIPSCOMB UNIVERSITY
1161
Tennessee

February 5, 2018

Assessment Information ¹	Group	Number Taking Assessment	Number Passing Assessment	Institutional Pass Rate	Institutional Average Scaled Score	Assessment Cut Score ²	Statewide			
							Number Taking Assessment	Number Passing Assessment	Statewide Pass Rate	Statewide Average Scaled Score
ELEM ED CONTENT KNOWLEDGE (DISCONTINUED) (5014) Test Company: ETS Score Range: 100-200	All enrolled students who have completed all nonclinical courses, 2016-17						1			
	Other enrolled students, 2016-17						5			
	All program completers, 2016-17						7			
	All program completers, 2015-16	4				140	22	22	100%	167
	All program completers, 2014-15	28	28	100%	172	140	48	48	100%	170
ELEM ED CONTENT KNOWLEDGE (5018) Test Company: ETS Score Range: 100-200	All enrolled students who have completed all nonclinical courses, 2016-17						3			
	Other enrolled students, 2016-17	19	19	100%	175	163	73	61	84%	168
	All program completers, 2016-17	14	14	100%	182	163	39	39	100%	177
	All program completers, 2015-16	20	20	100%	182	163	33	33	100%	180
	All program completers, 2014-15						2			
ELEM ED CURR INSTRUC ASSESSMENT (DISC) (0011) Test Company: ETS Score Range: 100-200	All enrolled students who have completed all nonclinical courses, 2016-17									
	Other enrolled students, 2016-17						1			
	All program completers, 2016-17						1			
	All program completers, 2015-16	1				159	7			
	All program completers, 2014-15	11	10	91%	181	159	25	24	96%	176
ELEM ED CURR INSTRUC ASSESSMENT (5017) Test Company: ETS Score Range: 100-200	All enrolled students who have completed all nonclinical courses, 2016-17									
	Other enrolled students, 2016-17	6				153	21	18	86%	162
	All program completers, 2016-17	14	14	100%	179	153	40	39	98%	173
	All program completers, 2015-16	19	19	100%	177	153	43	42	98%	176
	All program completers, 2014-15	17	17	100%	177	153	21	21	100%	177

Single Assessment Institution-Level Pass Rate Data: *Alternative Teacher Preparation Program Within IHE*



**HEOA - Title II
2016 - 2017 Academic Year**

Institution Name	LIPSCOMB UNIVERSITY
Institution Code	1161
State	Tennessee

February 5, 2018

Assessment Information ¹	Group	Number Taking Assessment	Number Passing Assessment	Institutional Pass Rate	Institutional Average Scaled Score	Assessment Cut Score ²	Statewide			
							Number Taking Assessment	Number Passing Assessment	Statewide Pass Rate	Statewide Average Scaled Score
ENG LANG LIT COMP CONTENT KNOWLEDGE (DISC) (0041) Test Company: ETS Score Range: 100-200	All enrolled students who have completed all nonclinical courses, 2016-17									
	Other enrolled students, 2016-17						4			
	All program completers, 2016-17						1			
	All program completers, 2015-16	1				157	10	9	90%	171
	All program completers, 2014-15	1				157	19	19	100%	174
ENGLISH LANGUAGE ARTS: CK (5038) Test Company: ETS Score Range: 100-200	All enrolled students who have completed all nonclinical courses, 2016-17						3			
	Other enrolled students, 2016-17	9				167	58	51	88%	175
	All program completers, 2016-17	18	18	100%	181	167	55	54	98%	178
	All program completers, 2015-16	10	10	100%	183	167	37	37	100%	181
	All program completers, 2014-15	10	10	100%	184	167	22	22	100%	179
ENGLISH TO SPEAKERS OF OTHER LANGUAGES (DISC) (5361) Test Company: ETS Score Range: 100-200	All enrolled students who have completed all nonclinical courses, 2016-17						1			
	Other enrolled students, 2016-17	7				143	13	13	100%	157
	All program completers, 2016-17	7				143	15	15	100%	163
	All program completers, 2015-16	28	28	100%	165	143	35	35	100%	164
	All program completers, 2014-15	23	23	100%	160	143	29	29	100%	159
ENGLISH TO SPEAKERS OF OTHER LANGUAGES (5362) Test Company: ETS Score Range: 100-200	All enrolled students who have completed all nonclinical courses, 2016-17									
	Other enrolled students, 2016-17	2				155	3			
	All program completers, 2016-17									
	All program completers, 2015-16									
	All program completers, 2014-15									

Single Assessment Institution-Level Pass Rate Data: *Alternative Teacher Preparation Program Within IHE*



**HEOA - Title II
2016 - 2017 Academic Year**

Institution Name	LIPSCOMB UNIVERSITY
Institution Code	1161
State	Tennessee

February 5, 2018

Assessment Information ¹	Group	Number Taking Assessment	Number Passing Assessment	Institutional Pass Rate	Institutional Average Scaled Score	Assessment Cut Score ²	Statewide				
							Number Taking Assessment	Number Passing Assessment	Statewide Pass Rate	Statewide Average Scaled Score	
FAMILY AND CONSUMER SCIENCES (DISCONTINUED 2) (5121) Test Company: ETS Score Range: 100-200	All enrolled students who have completed all nonclinical courses, 2016-17										
	Other enrolled students, 2016-17										
	All program completers, 2016-17						1				
	All program completers, 2015-16						2				
	All program completers, 2014-15						1				
FAMILY AND CONSUMER SCIENCES (5122) Test Company: ETS Score Range: 100-200	All enrolled students who have completed all nonclinical courses, 2016-17										
	Other enrolled students, 2016-17	1				153	4				
	All program completers, 2016-17	1				153	1				
	All program completers, 2015-16						2				
	All program completers, 2014-15										
FRENCH WORLD LANGUAGE (5174) Test Company: ETS Score Range: 100-200	All enrolled students who have completed all nonclinical courses, 2016-17						1				
	Other enrolled students, 2016-17						7				
	All program completers, 2016-17						3				
	All program completers, 2015-16	1				156	5				
	All program completers, 2014-15						5				
GEOGRAPHY (5921) Test Company: ETS Score Range: 100-200	All enrolled students who have completed all nonclinical courses, 2016-17										
	Other enrolled students, 2016-17						1				
	All program completers, 2016-17										
	All program completers, 2015-16										
	All program completers, 2014-15	1					149	2			

Single Assessment Institution-Level Pass Rate Data: *Alternative Teacher Preparation Program Within IHE*



**HEOA - Title II
2016 - 2017 Academic Year**

Institution Name	LIPSCOMB UNIVERSITY
Institution Code	1161
State	Tennessee

February 5, 2018

Assessment Information ¹	Group	Number Taking Assessment	Number Passing Assessment	Institutional Pass Rate	Institutional Average Scaled Score	Assessment Cut Score ²	Statewide			
							Number Taking Assessment	Number Passing Assessment	Statewide Pass Rate	Statewide Average Scaled Score
GERMAN WORLD LANGUAGE (5183) Test Company: ETS Score Range: 100-200	All enrolled students who have completed all nonclinical courses, 2016-17									
	Other enrolled students, 2016-17						1			
	All program completers, 2016-17						2			
	All program completers, 2015-16									
	All program completers, 2014-15									
GOVERNMENT POLITICAL SCIENCE (5931) Test Company: ETS Score Range: 100-200	All enrolled students who have completed all nonclinical courses, 2016-17									
	Other enrolled students, 2016-17	1				149	5			
	All program completers, 2016-17	1				149	5			
	All program completers, 2015-16						1			
	All program completers, 2014-15						2			
HEALTH EDUCATION (5551) Test Company: ETS Score Range: 100-200	All enrolled students who have completed all nonclinical courses, 2016-17									
	Other enrolled students, 2016-17						4			
	All program completers, 2016-17						3			
	All program completers, 2015-16						4			
	All program completers, 2014-15									
LATIN (5601) Test Company: ETS Score Range: 100-200	All enrolled students who have completed all nonclinical courses, 2016-17						1			
	Other enrolled students, 2016-17						2			
	All program completers, 2016-17						1			
	All program completers, 2015-16						2			
	All program completers, 2014-15									

Single Assessment Institution-Level Pass Rate Data: *Alternative Teacher Preparation Program Within IHE*



**HEOA - Title II
2016 - 2017 Academic Year**

Institution Name	LIPSCOMB UNIVERSITY
Institution Code	1161
State	Tennessee

February 5, 2018

Assessment Information ¹	Group	Number Taking Assessment	Number Passing Assessment	Institutional Pass Rate	Institutional Average Scaled Score	Assessment Cut Score ²	Statewide			
							Number Taking Assessment	Number Passing Assessment	Statewide Pass Rate	Statewide Average Scaled Score
MARKETING EDUCATION (5561) Test Company: ETS Score Range: 100-200	All enrolled students who have completed all nonclinical courses, 2016-17									
	Other enrolled students, 2016-17									
	All program completers, 2016-17						4			
	All program completers, 2015-16						1			
	All program completers, 2014-15									
MATHEMATICS CONTENT KNOWLEDGE (DISC) (0061) Test Company: ETS Score Range: 100-200	All enrolled students who have completed all nonclinical courses, 2016-17									
	Other enrolled students, 2016-17						2			
	All program completers, 2016-17						1			
	All program completers, 2015-16						6			
	All program completers, 2014-15	2				136	17	17	100%	155
MATHEMATICS CONTENT KNOWLEDGE (5161) Test Company: ETS Score Range: 100-200	All enrolled students who have completed all nonclinical courses, 2016-17						5			
	Other enrolled students, 2016-17	4				160	38	24	63%	159
	All program completers, 2016-17	1				160	17	12	71%	162
	All program completers, 2015-16	13	13	100%	168	160	32	29	91%	165
	All program completers, 2014-15	7				160	13	12	92%	170
MIDDLE SCHOOL CONTENT KNOWLEDGE (5146) Test Company: ETS Score Range: 100-200	All enrolled students who have completed all nonclinical courses, 2016-17						4			
	Other enrolled students, 2016-17	5				150	34	31	91%	161
	All program completers, 2016-17	7				150	27	26	96%	168
	All program completers, 2015-16	40	40	100%	173	150	54	54	100%	172
	All program completers, 2014-15	54	54	100%	176	150	80	79	99%	173

Single Assessment Institution-Level Pass Rate Data: *Alternative Teacher Preparation Program Within IHE*



**HEOA - Title II
2016 - 2017 Academic Year**

Institution Name	LIPSCOMB UNIVERSITY
Institution Code	1161
State	Tennessee

February 5, 2018

Assessment Information ¹	Group	Number Taking Assessment	Number Passing Assessment	Institutional Pass Rate	Institutional Average Scaled Score	Assessment Cut Score ²	Statewide				
							Number Taking Assessment	Number Passing Assessment	Statewide Pass Rate	Statewide Average Scaled Score	
MIDDLE SCHOOL ENG LANG ARTS (5047) Test Company: ETS Score Range: 100-200	All enrolled students who have completed all nonclinical courses, 2016-17										
	Other enrolled students, 2016-17	1				164	3				
	All program completers, 2016-17	4				164	4				
	All program completers, 2015-16										
	All program completers, 2014-15										
MIDDLE SCHOOL MATHEMATICS (5169) Test Company: ETS Score Range: 100-200	All enrolled students who have completed all nonclinical courses, 2016-17						3				
	Other enrolled students, 2016-17	10	10	100%	179	165	15	14	93%	175	
	All program completers, 2016-17	6				165	8				
	All program completers, 2015-16	1				165	1				
	All program completers, 2014-15										
MIDDLE SCHOOL SCIENCE (5440) Test Company: ETS Score Range: 100-200	All enrolled students who have completed all nonclinical courses, 2016-17						1				
	Other enrolled students, 2016-17	3				150	6				
	All program completers, 2016-17	4				150	4				
	All program completers, 2015-16										
	All program completers, 2014-15										
MIDDLE SCHOOL SOCIAL STUDIES (5089) Test Company: ETS Score Range: 100-200	All enrolled students who have completed all nonclinical courses, 2016-17										
	Other enrolled students, 2016-17	4				146	5				
	All program completers, 2016-17	8				146	8				
	All program completers, 2015-16										
	All program completers, 2014-15										

Single Assessment Institution-Level Pass Rate Data: *Alternative Teacher Preparation Program Within IHE*



**HEOA - Title II
2016 - 2017 Academic Year**

Institution Name	LIPSCOMB UNIVERSITY
Institution Code	1161
State	Tennessee

February 5, 2018

Assessment Information ¹	Group	Number Taking Assessment	Number Passing Assessment	Institutional Pass Rate	Institutional Average Scaled Score	Assessment Cut Score ²	Statewide			
							Number Taking Assessment	Number Passing Assessment	Statewide Pass Rate	Statewide Average Scaled Score
MUSIC CONCEPTS AND PROCESSES (DISCONTINUED) (0111) Test Company: ETS Score Range: 100-200	All enrolled students who have completed all nonclinical courses, 2016-17									
	Other enrolled students, 2016-17									
	All program completers, 2016-17									
	All program completers, 2015-16									
	All program completers, 2014-15						1			
MUSIC CONTENT & INSTRUCTION (5114) Test Company: ETS Score Range: 100-200	All enrolled students who have completed all nonclinical courses, 2016-17						2			
	Other enrolled students, 2016-17	3				162	15	9	60%	159
	All program completers, 2016-17						5			
	All program completers, 2015-16						3			
	All program completers, 2014-15						5			
MUSIC CONTENT KNOWLEDGE (0113) Test Company: ETS Score Range: 100-200	All enrolled students who have completed all nonclinical courses, 2016-17									
	Other enrolled students, 2016-17									
	All program completers, 2016-17									
	All program completers, 2015-16									
	All program completers, 2014-15						2			
PHYSICAL ED CONTENT AND DESIGN (5095) Test Company: ETS Score Range: 100-200	All enrolled students who have completed all nonclinical courses, 2016-17						2			
	Other enrolled students, 2016-17	3				164	35	21	60%	164
	All program completers, 2016-17	1				164	18	14	78%	168
	All program completers, 2015-16	1				164	18	16	89%	170
	All program completers, 2014-15						14	14	100%	168

Single Assessment Institution-Level Pass Rate Data: *Alternative Teacher Preparation Program Within IHE*



**HEOA - Title II
2016 - 2017 Academic Year**

Institution Name	LIPSCOMB UNIVERSITY
Institution Code	1161
State	Tennessee

February 5, 2018

Assessment Information ¹	Group	Number Taking Assessment	Number Passing Assessment	Institutional Pass Rate	Institutional Average Scaled Score	Assessment Cut Score ²	Statewide				
							Number Taking Assessment	Number Passing Assessment	Statewide Pass Rate	Statewide Average Scaled Score	
PHYSICS CONTENT KNOWLEDGE (5265) Test Company: ETS Score Range: 100-200	All enrolled students who have completed all nonclinical courses, 2016-17										
	Other enrolled students, 2016-17	1				144	2				
	All program completers, 2016-17	1				144	3				
	All program completers, 2015-16						2				
	All program completers, 2014-15	1				144	3				
PRINC LEARNING AND TEACHING 5-9 (5623) Test Company: ETS Score Range: 100-200	All enrolled students who have completed all nonclinical courses, 2016-17						1				
	Other enrolled students, 2016-17	13	13	100%	176	158	29	26	90%	171	
	All program completers, 2016-17	20	20	100%	180	158	41	41	100%	178	
	All program completers, 2015-16	42	42	100%	179	158	74	73	99%	177	
	All program completers, 2014-15	52	52	100%	183	158	80	79	99%	180	
PRINC LEARNING AND TEACHING 7-12 (5624) Test Company: ETS Score Range: 100-200	All enrolled students who have completed all nonclinical courses, 2016-17						24	22	92%	172	
	Other enrolled students, 2016-17	13	13	100%	177	155	143	133	93%	172	
	All program completers, 2016-17	33	33	100%	181	155	199	196	98%	176	
	All program completers, 2015-16	38	38	100%	180	155	228	227	100%	176	
	All program completers, 2014-15	49	49	100%	179	155	192	190	99%	175	
PRINC LEARNING AND TEACHING EARLY CHILD (5621) Test Company: ETS Score Range: 100-200	All enrolled students who have completed all nonclinical courses, 2016-17										
	Other enrolled students, 2016-17						5				
	All program completers, 2016-17	1				155	8				
	All program completers, 2015-16	2				155	10	10	100%	172	
	All program completers, 2014-15						5				

Single Assessment Institution-Level Pass Rate Data: *Alternative Teacher Preparation Program Within IHE*



**HEOA - Title II
2016 - 2017 Academic Year**

Institution Name	LIPSCOMB UNIVERSITY
Institution Code	1161
State	Tennessee

February 5, 2018

Assessment Information ¹	Group	Number Taking Assessment	Number Passing Assessment	Institutional Pass Rate	Institutional Average Scaled Score	Assessment Cut Score ²	Statewide			
							Number Taking Assessment	Number Passing Assessment	Statewide Pass Rate	Statewide Average Scaled Score
PRINC LEARNING AND TEACHING K-6 (5622) Test Company: ETS Score Range: 100-200	All enrolled students who have completed all nonclinical courses, 2016-17						4			
	Other enrolled students, 2016-17	12	12	100%	175	158	58	52	90%	172
	All program completers, 2016-17	18	18	100%	184	158	71	70	99%	175
	All program completers, 2015-16	31	31	100%	180	158	96	95	99%	176
	All program completers, 2014-15	37	37	100%	179	158	94	93	99%	176
PSYCHOLOGY (5391) Test Company: ETS Score Range: 100-200	All enrolled students who have completed all nonclinical courses, 2016-17									
	Other enrolled students, 2016-17						3			
	All program completers, 2016-17						1			
	All program completers, 2015-16						3			
	All program completers, 2014-15	2				154	2			
READING ACROSS CURRICULUM ELEM (5201) Test Company: ETS Score Range: 100-200	All enrolled students who have completed all nonclinical courses, 2016-17									
	Other enrolled students, 2016-17						3			
	All program completers, 2016-17						1			
	All program completers, 2015-16						9			
	All program completers, 2014-15	7				151	19	19	100%	169
SE CK AND MILD TO MODERATE APPL (5543) Test Company: ETS Score Range: 100-200	All enrolled students who have completed all nonclinical courses, 2016-17						7			
	Other enrolled students, 2016-17	30	30	100%	171	153	126	123	98%	164
	All program completers, 2016-17	9				153	46	43	93%	170
	All program completers, 2015-16	14	14	100%	174	153	58	58	100%	171
	All program completers, 2014-15	19	19	100%	173	153	46	46	100%	171

Single Assessment Institution-Level Pass Rate Data: *Alternative Teacher Preparation Program Within IHE*




**HEOA - Title II
2016 - 2017 Academic Year**

Institution Name	LIPSCOMB UNIVERSITY
Institution Code	1161
State	Tennessee

February 5, 2018

Assessment Information ¹	Group	Number Taking Assessment	Number Passing Assessment	Institutional Pass Rate	Institutional Average Scaled Score	Assessment Cut Score ²	Statewide			
							Number Taking Assessment	Number Passing Assessment	Statewide Pass Rate	Statewide Average Scaled Score
SE CK AND SEVERE TO PROF APPL (5545) Test Company: ETS Score Range: 100-200	All enrolled students who have completed all nonclinical courses, 2016-17						1			
	Other enrolled students, 2016-17						16	16	100%	171
	All program completers, 2016-17						8			
	All program completers, 2015-16						17	17	100%	178
	All program completers, 2014-15	1				153	11	11	100%	174
SE CORE KNOWLEDGE & APPLICATIONS (5354) Test Company: ETS Score Range: 100-200	All enrolled students who have completed all nonclinical courses, 2016-17									
	Other enrolled students, 2016-17						3			
	All program completers, 2016-17						3			
	All program completers, 2015-16						5			
	All program completers, 2014-15									
SE: PRESCHOOL EARLY CHILDHOOD (5691) Test Company: ETS Score Range: 100-200	All enrolled students who have completed all nonclinical courses, 2016-17									
	Other enrolled students, 2016-17						4			
	All program completers, 2016-17						3			
	All program completers, 2015-16						4			
	All program completers, 2014-15									
SOCIOLOGY (DISCONTINUED) (0950) Test Company: ETS Score Range: 250-990	All enrolled students who have completed all nonclinical courses, 2016-17									
	Other enrolled students, 2016-17									
	All program completers, 2016-17									
	All program completers, 2015-16									
	All program completers, 2014-15	1				540	1			


Single Assessment Institution-Level Pass Rate Data: *Alternative Teacher Preparation Program Within IHE*

	HEOA - Title II 2016 - 2017 Academic Year
	Institution Name LIPSCOMB UNIVERSITY
	Institution Code 1161
	State Tennessee

February 5, 2018

Assessment Information ¹	Group	Number Taking Assessment	Number Passing Assessment	Institutional Pass Rate	Institutional Average Scaled Score	Assessment Cut Score ²	Statewide			
							Number Taking Assessment	Number Passing Assessment	Statewide Pass Rate	Statewide Average Scaled Score
SOCIOLOGY (5952) Test Company: ETS Score Range: 100-200	All enrolled students who have completed all nonclinical courses, 2016-17									
	Other enrolled students, 2016-17						2			
	All program completers, 2016-17									
	All program completers, 2015-16						1			
	All program completers, 2014-15									
SPANISH WORLD LANGUAGE (5195) Test Company: ETS Score Range: 100-200	All enrolled students who have completed all nonclinical courses, 2016-17						1			
	Other enrolled students, 2016-17	1				163	34	27	79%	171
	All program completers, 2016-17	5				163	16	16	100%	179
	All program completers, 2015-16	2				163	23	22	96%	175
	All program completers, 2014-15	7				163	24	23	96%	180
SPEECH COMMUNICATION: CK (5221) Test Company: ETS Score Range: 100-200	All enrolled students who have completed all nonclinical courses, 2016-17									
	Other enrolled students, 2016-17									
	All program completers, 2016-17	1				144	2			
	All program completers, 2015-16									
	All program completers, 2014-15						1			
TEACHING READING: ELEM EDUCATION (5203) Test Company: ETS Score Range: 100-200	All enrolled students who have completed all nonclinical courses, 2016-17						10	6	60%	166
	Other enrolled students, 2016-17	23	22	96%	176	162	100	73	73%	168
	All program completers, 2016-17	39	39	100%	179	162	123	119	97%	175
	All program completers, 2015-16	77	77	100%	179	162	163	162	99%	176
	All program completers, 2014-15	91	91	100%	178	162	154	153	99%	176

Single Assessment Institution-Level Pass Rate Data: *Alternative Teacher Preparation Program Within IHE*

	HEOA - Title II 2016 - 2017 Academic Year
Institution Name	LIPSCOMB UNIVERSITY
Institution Code	1161
State	Tennessee

February 5, 2018

Assessment Information ¹	Group	Number Taking Assessment	Number Passing Assessment	Institutional Pass Rate	Institutional Average Scaled Score	Assessment Cut Score ²	Statewide			
							Number Taking Assessment	Number Passing Assessment	Statewide Pass Rate	Statewide Average Scaled Score
TECHNOLOGY EDUCATION (5051) Test Company: ETS Score Range: 100-200	All enrolled students who have completed all nonclinical courses, 2016-17						1			
	Other enrolled students, 2016-17						2			
	All program completers, 2016-17									
	All program completers, 2015-16									
	All program completers, 2014-15									
THEATRE (DISCONTINUED) (0640) Test Company: ETS Score Range: 250-990	All enrolled students who have completed all nonclinical courses, 2016-17									
	Other enrolled students, 2016-17									
	All program completers, 2016-17									
	All program completers, 2015-16									
	All program completers, 2014-15						1			
THEATRE (5641) Test Company: ETS Score Range: 100-200	All enrolled students who have completed all nonclinical courses, 2016-17									
	Other enrolled students, 2016-17						5			
	All program completers, 2016-17						3			
	All program completers, 2015-16	2				159	3			
	All program completers, 2014-15	1				159	4			
WORLD AND U.S. HISTORY CK (5941) Test Company: ETS Score Range: 100-200	All enrolled students who have completed all nonclinical courses, 2016-17						1			
	Other enrolled students, 2016-17	5				136	35	34	97%	157
	All program completers, 2016-17	3				136	23	23	100%	159
	All program completers, 2015-16	1				136	19	19	100%	154
	All program completers, 2014-15	4				136	21	21	100%	155

Note: In cases where there are less than ten students taking the assessment or license/certificate, the number passing and pass rate are not reported.

¹Tests with multiple delivery options (computer, paper, etc.) will be noted with the assessment code for one format only.

²Cut scores may vary for groups depending upon when the cut scores are established by the state and when each group completed their teacher certification or licensure assessment.