


Summary Institution-Level Pass Rate Data: *Alternative Teacher Preparation Program Within IHE*

		HEOA - Title II 2015 - 2016 Academic Year				
Institution Name		LIPSCOMB UNIVERSITY				
Institution Code		1161				
State		Tennessee				
<i>February 17, 2017</i>						
				Statewide		
Group	Number Taking Assessment¹	Number Passing Assessment²	Institutional Pass Rate	Number Taking Assessment¹	Number Passing Assessment²	Statewide Pass Rate
All program completers, 2015-16	114	114	100%	431	420	97%
All program completers, 2014-15	138	136	99%	387	376	97%
All program completers, 2013-14	151	150	99%	545	529	97%

Note: In cases where there are less than ten students taking the assessment or license/certificate, the number passing and pass rate are not reported.

¹ Number of completers taking one or more assessments within their area of specialization.

² Summary level "Number Taking Assessment" may differ from assessment level "Number Taking Assessment" because each student is counted once at the summary level but may be counted in multiple assessments at the assessment level.

Single Assessment Institution-Level Pass Rate Data: Alternative Teacher Preparation Program Within IHE



**HEOA - Title II
2015 - 2016 Academic Year**

Institution Name	LIPSCOMB UNIVERSITY
Institution Code	1161
State	Tennessee

February 17, 2017

Assessment Information ¹	Group	Number Taking Assessment	Number Passing Assessment	Institutional Pass Rate	Institutional Average Scaled Score	Assessment Cut Score ²	Statewide			
							Number Taking Assessment	Number Passing Assessment	Statewide Pass Rate	Statewide Average Scaled Score
AGRICULTURE (DISCONTINUED) (0700) Test Company: ETS Score Range: 250-990	All enrolled students who have completed all nonclinical courses, 2015-16									
	Other enrolled students, 2015-16						1			
	All program completers, 2015-16						1			
	All program completers, 2014-15						2			
	All program completers, 2013-14						5			
AGRICULTURE (5701) Test Company: ETS Score Range: 100-200	All enrolled students who have completed all nonclinical courses, 2015-16									
	Other enrolled students, 2015-16						7			
	All program completers, 2015-16						6			
	All program completers, 2014-15						1			
	All program completers, 2013-14						1			
ART CONTENT AND ANALYSIS (5135) Test Company: ETS Score Range: 100-200	All enrolled students who have completed all nonclinical courses, 2015-16						6			
	Other enrolled students, 2015-16						17	13	76%	165
	All program completers, 2015-16						17	17	100%	169
	All program completers, 2014-15	4				157	18	18	100%	174
	All program completers, 2013-14	1				157	12	12	100%	175
BIOLOGY CONTENT ESSAYS (DISCONTINUED) (0233) Test Company: ETS Score Range: 100-200	All enrolled students who have completed all nonclinical courses, 2015-16									
	Other enrolled students, 2015-16									
	All program completers, 2015-16									
	All program completers, 2014-15						2			
	All program completers, 2013-14						5			

Single Assessment Institution-Level Pass Rate Data: Alternative Teacher Preparation Program Within IHE



**HEOA - Title II
2015 - 2016 Academic Year**

Institution Name	LIPSCOMB UNIVERSITY
Institution Code	1161
State	Tennessee

February 17, 2017

Assessment Information ¹	Group	Number Taking Assessment	Number Passing Assessment	Institutional Pass Rate	Institutional Average Scaled Score	Assessment Cut Score ²	Statewide			
							Number Taking Assessment	Number Passing Assessment	Statewide Pass Rate	Statewide Average Scaled Score
BIOLOGY CONTENT KNOWLEDGE (0235) Test Company: ETS Score Range: 100-200	All enrolled students who have completed all nonclinical courses, 2015-16						5			
	Other enrolled students, 2015-16	2				148	35	31	89%	159
	All program completers, 2015-16	8				148	27	27	100%	164
	All program completers, 2014-15	8				148	23	23	100%	161
	All program completers, 2013-14	10	10	100%	173	148	23	23	100%	167
BUSINESS ED CONTENT KNOWLEDGE (5101) Test Company: ETS Score Range: 100-200	All enrolled students who have completed all nonclinical courses, 2015-16						1			
	Other enrolled students, 2015-16						23	21	91%	170
	All program completers, 2015-16						13	13	100%	175
	All program completers, 2014-15						8			
	All program completers, 2013-14						9			
CHEMISTRY CONTENT KNOWLEDGE (0245) Test Company: ETS Score Range: 100-200	All enrolled students who have completed all nonclinical courses, 2015-16						2			
	Other enrolled students, 2015-16						18	16	89%	165
	All program completers, 2015-16	2				152	17	16	94%	167
	All program completers, 2014-15	9				152	17	16	94%	167
	All program completers, 2013-14	4				152	21	21	100%	172
CHINESE (MANDARIN) WORLD LANGUAGE (5665) Test Company: ETS Score Range: 100-200	All enrolled students who have completed all nonclinical courses, 2015-16									
	Other enrolled students, 2015-16									
	All program completers, 2015-16						1			
	All program completers, 2014-15									
	All program completers, 2013-14									

Single Assessment Institution-Level Pass Rate Data: Alternative Teacher Preparation Program Within IHE



**HEOA - Title II
2015 - 2016 Academic Year**

Institution Name	LIPSCOMB UNIVERSITY
Institution Code	1161
State	Tennessee

February 17, 2017

Assessment Information ¹	Group	Number Taking Assessment	Number Passing Assessment	Institutional Pass Rate	Institutional Average Scaled Score	Assessment Cut Score ²	Statewide			
							Number Taking Assessment	Number Passing Assessment	Statewide Pass Rate	Statewide Average Scaled Score
EARTH AND SPACE SCIENCES - CK (5571) Test Company: ETS Score Range: 100-200	All enrolled students who have completed all nonclinical courses, 2015-16									
	Other enrolled students, 2015-16						2			
	All program completers, 2015-16									
	All program completers, 2014-15									
	All program completers, 2013-14									
ECONOMICS (DISCONTINUED) (0910) Test Company: ETS Score Range: 250-990	All enrolled students who have completed all nonclinical courses, 2015-16									
	Other enrolled students, 2015-16									
	All program completers, 2015-16									
	All program completers, 2014-15									
	All program completers, 2013-14							1		
ECONOMICS (5911) Test Company: ETS Score Range: 100-200	All enrolled students who have completed all nonclinical courses, 2015-16									
	Other enrolled students, 2015-16	2				150	4			
	All program completers, 2015-16						2			
	All program completers, 2014-15						1			
	All program completers, 2013-14	1				150	1			
ED OF DEAF AND HARD OF HEARING (5272) Test Company: ETS Score Range: 100-200	All enrolled students who have completed all nonclinical courses, 2015-16									
	Other enrolled students, 2015-16									
	All program completers, 2015-16						1			
	All program completers, 2014-15									
	All program completers, 2013-14									

Single Assessment Institution-Level Pass Rate Data: Alternative Teacher Preparation Program Within IHE



**HEOA - Title II
2015 - 2016 Academic Year**

Institution Name	LIPSCOMB UNIVERSITY
Institution Code	1161
State	Tennessee

February 17, 2017

Assessment Information ¹	Group	Number Taking Assessment	Number Passing Assessment	Institutional Pass Rate	Institutional Average Scaled Score	Assessment Cut Score ²	Statewide			
							Number Taking Assessment	Number Passing Assessment	Statewide Pass Rate	Statewide Average Scaled Score
EDUCATION OF YOUNG CHILDREN (DISCONTINUED) (5021) Test Company: ETS Score Range: 100-200	All enrolled students who have completed all nonclinical courses, 2015-16									
	Other enrolled students, 2015-16									
	All program completers, 2015-16						2			
	All program completers, 2014-15						3			
	All program completers, 2013-14	1				155	6			
EDUCATION OF YOUNG CHILDREN (5024) Test Company: ETS Score Range: 100-200	All enrolled students who have completed all nonclinical courses, 2015-16						1			
	Other enrolled students, 2015-16						2			
	All program completers, 2015-16	2				160	5			
	All program completers, 2014-15									
	All program completers, 2013-14									
ELEM ED CONTENT KNOWLEDGE (DISCONTINUED) (5014) Test Company: ETS Score Range: 100-200	All enrolled students who have completed all nonclinical courses, 2015-16						4			
	Other enrolled students, 2015-16	3				140	16	15	94%	157
	All program completers, 2015-16	4				140	22	22	100%	167
	All program completers, 2014-15	28	28	100%	172	140	48	48	100%	170
	All program completers, 2013-14	43	43	100%	178	140	75	75	100%	169
ELEM ED CONTENT KNOWLEDGE (5018) Test Company: ETS Score Range: 100-200	All enrolled students who have completed all nonclinical courses, 2015-16						4			
	Other enrolled students, 2015-16	15	14	93%	178	163	38	35	92%	175
	All program completers, 2015-16	20	20	100%	182	163	33	32	97%	180
	All program completers, 2014-15						2			
	All program completers, 2013-14						2			

Single Assessment Institution-Level Pass Rate Data: Alternative Teacher Preparation Program Within IHE



**HEOA - Title II
2015 - 2016 Academic Year**

Institution Name	LIPSCOMB UNIVERSITY
Institution Code	1161
State	Tennessee

February 17, 2017

Assessment Information ¹	Group	Number Taking Assessment	Number Passing Assessment	Institutional Pass Rate	Institutional Average Scaled Score	Assessment Cut Score ²	Statewide			
							Number Taking Assessment	Number Passing Assessment	Statewide Pass Rate	Statewide Average Scaled Score
ELEM ED CURR INSTRUC ASSESSMENT (DISC) (0011) Test Company: ETS Score Range: 100-200	All enrolled students who have completed all nonclinical courses, 2015-16									
	Other enrolled students, 2015-16						3			
	All program completers, 2015-16	1				159	7			
	All program completers, 2014-15	11	10	91%	181	159	25	24	96%	176
	All program completers, 2013-14	41	41	100%	184	159	69	68	99%	180
ELEM ED CURR INSTRUC ASSESSMENT (5017) Test Company: ETS Score Range: 100-200	All enrolled students who have completed all nonclinical courses, 2015-16						5			
	Other enrolled students, 2015-16	8				153	17	14	82%	169
	All program completers, 2015-16	19	19	100%	177	153	43	42	98%	176
	All program completers, 2014-15	17	17	100%	177	153	21	21	100%	177
	All program completers, 2013-14						1			
ENG LANG LIT COMP CONTENT KNOWLEDGE (DISC) (0041) Test Company: ETS Score Range: 100-200	All enrolled students who have completed all nonclinical courses, 2015-16						1			
	Other enrolled students, 2015-16						6			
	All program completers, 2015-16	1				157	10	9	90%	171
	All program completers, 2014-15	1				157	19	19	100%	174
	All program completers, 2013-14	12	12	100%	177	157	48	47	98%	174
ENGLISH LANGUAGE ARTS: CK (5038) Test Company: ETS Score Range: 100-200	All enrolled students who have completed all nonclinical courses, 2015-16						4			
	Other enrolled students, 2015-16	12	12	100%	184	167	62	56	90%	177
	All program completers, 2015-16	10	10	100%	183	167	37	37	100%	181
	All program completers, 2014-15	10	10	100%	184	167	22	22	100%	179
	All program completers, 2013-14	1				167	3			

Single Assessment Institution-Level Pass Rate Data: Alternative Teacher Preparation Program Within IHE



**HEOA - Title II
2015 - 2016 Academic Year**

Institution Name	LIPSCOMB UNIVERSITY
Institution Code	1161
State	Tennessee

February 17, 2017

Assessment Information ¹	Group	Number Taking Assessment	Number Passing Assessment	Institutional Pass Rate	Institutional Average Scaled Score	Assessment Cut Score ²	Statewide			
							Number Taking Assessment	Number Passing Assessment	Statewide Pass Rate	Statewide Average Scaled Score
ENGLISH TO SPEAKERS OF OTHER LANGUAGES (5361) Test Company: ETS Score Range: 100-200	All enrolled students who have completed all nonclinical courses, 2015-16						1			
	Other enrolled students, 2015-16	4				143	12	12	100%	157
	All program completers, 2015-16	28	28	100%	165	143	35	35	100%	164
	All program completers, 2014-15	23	23	100%	160	143	29	29	100%	159
	All program completers, 2013-14	36	36	100%	162	143	41	41	100%	161
FAMILY AND CONSUMER SCIENCES (DISCONTINUED 2) (5121) Test Company: ETS Score Range: 100-200	All enrolled students who have completed all nonclinical courses, 2015-16									
	Other enrolled students, 2015-16						1			
	All program completers, 2015-16						2			
	All program completers, 2014-15						1			
	All program completers, 2013-14						8			
FAMILY AND CONSUMER SCIENCES (5122) Test Company: ETS Score Range: 100-200	All enrolled students who have completed all nonclinical courses, 2015-16									
	Other enrolled students, 2015-16	1				153	2			
	All program completers, 2015-16						2			
	All program completers, 2014-15									
	All program completers, 2013-14									
FRENCH WORLD LANGUAGE (5174) Test Company: ETS Score Range: 100-200	All enrolled students who have completed all nonclinical courses, 2015-16									
	Other enrolled students, 2015-16						7			
	All program completers, 2015-16	1				156	5			
	All program completers, 2014-15						5			
	All program completers, 2013-14						3			

Single Assessment Institution-Level Pass Rate Data: Alternative Teacher Preparation Program Within IHE



**HEOA - Title II
2015 - 2016 Academic Year**

Institution Name	LIPSCOMB UNIVERSITY
Institution Code	1161
State	Tennessee

February 17, 2017

Assessment Information ¹	Group	Number Taking Assessment	Number Passing Assessment	Institutional Pass Rate	Institutional Average Scaled Score	Assessment Cut Score ²	Statewide			
							Number Taking Assessment	Number Passing Assessment	Statewide Pass Rate	Statewide Average Scaled Score
GEOGRAPHY (5921) Test Company: ETS Score Range: 100-200	All enrolled students who have completed all nonclinical courses, 2015-16									
	Other enrolled students, 2015-16						2			
	All program completers, 2015-16									
	All program completers, 2014-15	1				149	2			
	All program completers, 2013-14	2				149	2			
GERMAN WORLD LANGUAGE (5183) Test Company: ETS Score Range: 100-200	All enrolled students who have completed all nonclinical courses, 2015-16									
	Other enrolled students, 2015-16						2			
	All program completers, 2015-16									
	All program completers, 2014-15									
	All program completers, 2013-14						1			
GOVERNMENT POLITICAL SCIENCE (DISCONTINUED) (0930) Test Company: ETS Score Range: 250-990	All enrolled students who have completed all nonclinical courses, 2015-16									
	Other enrolled students, 2015-16						1			
	All program completers, 2015-16									
	All program completers, 2014-15									
	All program completers, 2013-14						1			
GOVERNMENT POLITICAL SCIENCE (5931) Test Company: ETS Score Range: 100-200	All enrolled students who have completed all nonclinical courses, 2015-16									
	Other enrolled students, 2015-16	3				149	10	8	80%	161
	All program completers, 2015-16						1			
	All program completers, 2014-15						2			
	All program completers, 2013-14	1				149	1			

Single Assessment Institution-Level Pass Rate Data: Alternative Teacher Preparation Program Within IHE



**HEOA - Title II
2015 - 2016 Academic Year**

Institution Name	LIPSCOMB UNIVERSITY
Institution Code	1161
State	Tennessee

February 17, 2017

Assessment Information ¹	Group	Number Taking Assessment	Number Passing Assessment	Institutional Pass Rate	Institutional Average Scaled Score	Assessment Cut Score ²	Statewide			
							Number Taking Assessment	Number Passing Assessment	Statewide Pass Rate	Statewide Average Scaled Score
HEALTH EDUCATION (DISCONTINUED) (5550) Test Company: ETS Score Range: 250-990	All enrolled students who have completed all nonclinical courses, 2015-16									
	Other enrolled students, 2015-16						1			
	All program completers, 2015-16									
	All program completers, 2014-15									
	All program completers, 2013-14							1		
HEALTH EDUCATION (5551) Test Company: ETS Score Range: 100-200	All enrolled students who have completed all nonclinical courses, 2015-16									
	Other enrolled students, 2015-16						3			
	All program completers, 2015-16						4			
	All program completers, 2014-15									
	All program completers, 2013-14									
LATIN (DISCONTINUED) (0600) Test Company: ETS Score Range: 250-990	All enrolled students who have completed all nonclinical courses, 2015-16									
	Other enrolled students, 2015-16									
	All program completers, 2015-16									
	All program completers, 2014-15									
	All program completers, 2013-14							1		
LATIN (5601) Test Company: ETS Score Range: 100-200	All enrolled students who have completed all nonclinical courses, 2015-16									
	Other enrolled students, 2015-16						3			
	All program completers, 2015-16						2			
	All program completers, 2014-15									
	All program completers, 2013-14	1					141	2		

Single Assessment Institution-Level Pass Rate Data: *Alternative Teacher Preparation Program Within IHE*



**HEOA - Title II
2015 - 2016 Academic Year**

Institution Name	LIPSCOMB UNIVERSITY
Institution Code	1161
State	Tennessee

February 17, 2017

Assessment Information ¹	Group	Number Taking Assessment	Number Passing Assessment	Institutional Pass Rate	Institutional Average Scaled Score	Assessment Cut Score ²	Statewide			
							Number Taking Assessment	Number Passing Assessment	Statewide Pass Rate	Statewide Average Scaled Score
MARKETING EDUCATION (5561) Test Company: ETS Score Range: 100-200	All enrolled students who have completed all nonclinical courses, 2015-16									
	Other enrolled students, 2015-16						7			
	All program completers, 2015-16						1			
	All program completers, 2014-15									
	All program completers, 2013-14						2			
MATHEMATICS CONTENT KNOWLEDGE (DISC) (0061) Test Company: ETS Score Range: 100-200	All enrolled students who have completed all nonclinical courses, 2015-16						1			
	Other enrolled students, 2015-16						5			
	All program completers, 2015-16						6			
	All program completers, 2014-15	2				136	17	17	100%	155
	All program completers, 2013-14	16	15	94%	150	136	49	46	94%	152
MATHEMATICS CONTENT KNOWLEDGE (5161) Test Company: ETS Score Range: 100-200	All enrolled students who have completed all nonclinical courses, 2015-16						2			
	Other enrolled students, 2015-16	3				160	40	20	50%	157
	All program completers, 2015-16	13	13	100%	168	160	32	29	91%	165
	All program completers, 2014-15	7				160	13	12	92%	170
	All program completers, 2013-14						4			
MIDDLE SCHOOL CONTENT KNOWLEDGE (5146) Test Company: ETS Score Range: 100-200	All enrolled students who have completed all nonclinical courses, 2015-16						3			
	Other enrolled students, 2015-16	15	15	100%	173	150	45	41	91%	168
	All program completers, 2015-16	40	40	100%	173	150	54	54	100%	172
	All program completers, 2014-15	54	54	100%	176	150	80	79	99%	173
	All program completers, 2013-14	49	49	100%	176	150	82	82	100%	172

Single Assessment Institution-Level Pass Rate Data: Alternative Teacher Preparation Program Within IHE



**HEOA - Title II
2015 - 2016 Academic Year**

Institution Name	LIPSCOMB UNIVERSITY
Institution Code	1161
State	Tennessee

February 17, 2017

Assessment Information ¹	Group	Number Taking Assessment	Number Passing Assessment	Institutional Pass Rate	Institutional Average Scaled Score	Assessment Cut Score ²	Statewide			
							Number Taking Assessment	Number Passing Assessment	Statewide Pass Rate	Statewide Average Scaled Score
MIDDLE SCHOOL ENG LANG ARTS (5047) Test Company: ETS Score Range: 100-200	All enrolled students who have completed all nonclinical courses, 2015-16									
	Other enrolled students, 2015-16						1			
	All program completers, 2015-16									
	All program completers, 2014-15									
	All program completers, 2013-14									
MIDDLE SCHOOL MATHEMATICS (5169) Test Company: ETS Score Range: 100-200	All enrolled students who have completed all nonclinical courses, 2015-16						1			
	Other enrolled students, 2015-16	2				165	5			
	All program completers, 2015-16	1				165	1			
	All program completers, 2014-15									
	All program completers, 2013-14									
MIDDLE SCHOOL SCIENCE (5440) Test Company: ETS Score Range: 100-200	All enrolled students who have completed all nonclinical courses, 2015-16									
	Other enrolled students, 2015-16						2			
	All program completers, 2015-16									
	All program completers, 2014-15									
	All program completers, 2013-14									
MUSIC CONCEPTS AND PROCESSES (DISCONTINUED) (0111) Test Company: ETS Score Range: 100-200	All enrolled students who have completed all nonclinical courses, 2015-16									
	Other enrolled students, 2015-16									
	All program completers, 2015-16									
	All program completers, 2014-15						1			
	All program completers, 2013-14						5			

Single Assessment Institution-Level Pass Rate Data: Alternative Teacher Preparation Program Within IHE



**HEOA - Title II
2015 - 2016 Academic Year**

Institution Name	LIPSCOMB UNIVERSITY
Institution Code	1161
State	Tennessee

February 17, 2017

Assessment Information ¹	Group	Number Taking Assessment	Number Passing Assessment	Institutional Pass Rate	Institutional Average Scaled Score	Assessment Cut Score ²	Statewide			
							Number Taking Assessment	Number Passing Assessment	Statewide Pass Rate	Statewide Average Scaled Score
MUSIC CONTENT & INSTRUCTION (5114) Test Company: ETS Score Range: 100-200	All enrolled students who have completed all nonclinical courses, 2015-16						1			
	Other enrolled students, 2015-16	1				162	11	5	45%	157
	All program completers, 2015-16						3			
	All program completers, 2014-15						5			
	All program completers, 2013-14						3			
MUSIC CONTENT KNOWLEDGE (0113) Test Company: ETS Score Range: 100-200	All enrolled students who have completed all nonclinical courses, 2015-16									
	Other enrolled students, 2015-16						1			
	All program completers, 2015-16									
	All program completers, 2014-15						2			
	All program completers, 2013-14						5			
PHYSICAL ED CONTENT AND DESIGN (5095) Test Company: ETS Score Range: 100-200	All enrolled students who have completed all nonclinical courses, 2015-16						1			
	Other enrolled students, 2015-16	3				164	36	21	58%	163
	All program completers, 2015-16	1				164	18	16	89%	170
	All program completers, 2014-15						14	13	93%	168
	All program completers, 2013-14	2				164	12	12	100%	173
PHYSICS CONTENT KNOWLEDGE (5265) Test Company: ETS Score Range: 100-200	All enrolled students who have completed all nonclinical courses, 2015-16									
	Other enrolled students, 2015-16	1				144	6			
	All program completers, 2015-16						2			
	All program completers, 2014-15	1				144	3			
	All program completers, 2013-14									

Single Assessment Institution-Level Pass Rate Data: *Alternative Teacher Preparation Program Within IHE*



**HEOA - Title II
2015 - 2016 Academic Year**

Institution Name	LIPSCOMB UNIVERSITY
Institution Code	1161
State	Tennessee

February 17, 2017

Assessment Information ¹	Group	Number Taking Assessment	Number Passing Assessment	Institutional Pass Rate	Institutional Average Scaled Score	Assessment Cut Score ²	Statewide			
							Number Taking Assessment	Number Passing Assessment	Statewide Pass Rate	Statewide Average Scaled Score
PRINC LEARNING AND TEACHING 5-9 (5623) Test Company: ETS Score Range: 100-200	All enrolled students who have completed all nonclinical courses, 2015-16						4			
	Other enrolled students, 2015-16	8				158	29	28	97%	174
	All program completers, 2015-16	42	42	100%	179	158	74	73	99%	177
	All program completers, 2014-15	52	52	100%	183	158	78	77	99%	180
	All program completers, 2013-14	46	46	100%	183	158	100	100	100%	179
PRINC LEARNING AND TEACHING 7-12 (5624) Test Company: ETS Score Range: 100-200	All enrolled students who have completed all nonclinical courses, 2015-16						15	15	100%	174
	Other enrolled students, 2015-16	10	9	90%	177	155	132	121	92%	173
	All program completers, 2015-16	38	38	100%	180	155	218	217	100%	176
	All program completers, 2014-15	49	49	100%	179	155	191	189	99%	175
	All program completers, 2013-14	51	51	100%	182	155	268	266	99%	176
PRINC LEARNING AND TEACHING EARLY CHILD (5621) Test Company: ETS Score Range: 100-200	All enrolled students who have completed all nonclinical courses, 2015-16						1			
	Other enrolled students, 2015-16	1				155	1			
	All program completers, 2015-16	2				155	10	10	100%	172
	All program completers, 2014-15						5			
	All program completers, 2013-14	2				155	16	16	100%	169
PRINC LEARNING AND TEACHING K-6 (5622) Test Company: ETS Score Range: 100-200	All enrolled students who have completed all nonclinical courses, 2015-16						8			
	Other enrolled students, 2015-16	11	10	91%	178	158	52	45	87%	170
	All program completers, 2015-16	31	31	100%	180	158	94	93	99%	176
	All program completers, 2014-15	37	37	100%	179	158	94	93	99%	176
	All program completers, 2013-14	51	51	100%	181	158	124	124	100%	176

Single Assessment Institution-Level Pass Rate Data: Alternative Teacher Preparation Program Within IHE



**HEOA - Title II
2015 - 2016 Academic Year**

Institution Name	LIPSCOMB UNIVERSITY
Institution Code	1161
State	Tennessee

February 17, 2017

Assessment Information ¹	Group	Number Taking Assessment	Number Passing Assessment	Institutional Pass Rate	Institutional Average Scaled Score	Assessment Cut Score ²	Statewide			
							Number Taking Assessment	Number Passing Assessment	Statewide Pass Rate	Statewide Average Scaled Score
PSYCHOLOGY (DISCONTINUED) (0390) Test Company: ETS Score Range: 250-990	All enrolled students who have completed all nonclinical courses, 2015-16									
	Other enrolled students, 2015-16									
	All program completers, 2015-16									
	All program completers, 2014-15									
	All program completers, 2013-14						1			
PSYCHOLOGY (5391) Test Company: ETS Score Range: 100-200	All enrolled students who have completed all nonclinical courses, 2015-16									
	Other enrolled students, 2015-16						1			
	All program completers, 2015-16						3			
	All program completers, 2014-15	2				154	2			
	All program completers, 2013-14									
READING ACROSS CURRICULUM ELEM (5201) Test Company: ETS Score Range: 100-200	All enrolled students who have completed all nonclinical courses, 2015-16									
	Other enrolled students, 2015-16	1				151	6			
	All program completers, 2015-16						9			
	All program completers, 2014-15	7				151	19	19	100%	169
	All program completers, 2013-14	47	47	100%	178	151	143	142	99%	170
SE CK AND MILD TO MODERATE APPL (5543) Test Company: ETS Score Range: 100-200	All enrolled students who have completed all nonclinical courses, 2015-16						5			
	Other enrolled students, 2015-16	13	13	100%	176	153	92	87	95%	165
	All program completers, 2015-16	14	14	100%	174	153	58	58	100%	171
	All program completers, 2014-15	19	19	100%	173	153	46	46	100%	171
	All program completers, 2013-14	11	11	100%	179	153	99	98	99%	169

Single Assessment Institution-Level Pass Rate Data: Alternative Teacher Preparation Program Within IHE



**HEOA - Title II
2015 - 2016 Academic Year**

Institution Name	LIPSCOMB UNIVERSITY
Institution Code	1161
State	Tennessee

February 17, 2017

Assessment Information ¹	Group	Number Taking Assessment	Number Passing Assessment	Institutional Pass Rate	Institutional Average Scaled Score	Assessment Cut Score ²	Statewide			
							Number Taking Assessment	Number Passing Assessment	Statewide Pass Rate	Statewide Average Scaled Score
SE CK AND SEVERE TO PROF APPL (5545) Test Company: ETS Score Range: 100-200	All enrolled students who have completed all nonclinical courses, 2015-16						1			
	Other enrolled students, 2015-16						10	10	100%	175
	All program completers, 2015-16						16	16	100%	177
	All program completers, 2014-15	1				153	11	11	100%	174
	All program completers, 2013-14						17	17	100%	175
SE CORE KNOWLEDGE & APPLICATIONS (5354) Test Company: ETS Score Range: 100-200	All enrolled students who have completed all nonclinical courses, 2015-16									
	Other enrolled students, 2015-16						2			
	All program completers, 2015-16						5			
	All program completers, 2014-15									
	All program completers, 2013-14						2			
SE: PRESCHOOL EARLY CHILDHOOD (5691) Test Company: ETS Score Range: 100-200	All enrolled students who have completed all nonclinical courses, 2015-16									
	Other enrolled students, 2015-16						2			
	All program completers, 2015-16						4			
	All program completers, 2014-15									
	All program completers, 2013-14						1			
SOCIOLOGY (DISCONTINUED) (0950) Test Company: ETS Score Range: 250-990	All enrolled students who have completed all nonclinical courses, 2015-16						1			
	Other enrolled students, 2015-16									
	All program completers, 2015-16									
	All program completers, 2014-15	1				540	1			
	All program completers, 2013-14									

Single Assessment Institution-Level Pass Rate Data: Alternative Teacher Preparation Program Within IHE



**HEOA - Title II
2015 - 2016 Academic Year**

Institution Name	LIPSCOMB UNIVERSITY
Institution Code	1161
State	Tennessee

February 17, 2017

Assessment Information ¹	Group	Number Taking Assessment	Number Passing Assessment	Institutional Pass Rate	Institutional Average Scaled Score	Assessment Cut Score ²	Statewide			
							Number Taking Assessment	Number Passing Assessment	Statewide Pass Rate	Statewide Average Scaled Score
SOCIOLOGY (5952) Test Company: ETS Score Range: 100-200	All enrolled students who have completed all nonclinical courses, 2015-16									
	Other enrolled students, 2015-16						1			
	All program completers, 2015-16						1			
	All program completers, 2014-15									
	All program completers, 2013-14									
SPANISH WORLD LANGUAGE (5195) Test Company: ETS Score Range: 100-200	All enrolled students who have completed all nonclinical courses, 2015-16						1			
	Other enrolled students, 2015-16	3				163	31	22	71%	167
	All program completers, 2015-16	2				163	22	20	91%	174
	All program completers, 2014-15	7				163	24	23	96%	180
	All program completers, 2013-14	8				163	28	26	93%	175
SPECIAL ED PRESCHOOLEARLY CHILD (0690) Test Company: ETS Score Range: 250-990	All enrolled students who have completed all nonclinical courses, 2015-16									
	Other enrolled students, 2015-16									
	All program completers, 2015-16									
	All program completers, 2014-15									
	All program completers, 2013-14						1			
SPEECH COMMUNICATION: CK (5221) Test Company: ETS Score Range: 100-200	All enrolled students who have completed all nonclinical courses, 2015-16									
	Other enrolled students, 2015-16	1				144	1			
	All program completers, 2015-16									
	All program completers, 2014-15						1			
	All program completers, 2013-14									

Single Assessment Institution-Level Pass Rate Data: Alternative Teacher Preparation Program Within IHE




**HEOA - Title II
2015 - 2016 Academic Year**

Institution Name	LIPSCOMB UNIVERSITY
Institution Code	1161
State	Tennessee

February 17, 2017

Assessment Information ¹	Group	Number Taking Assessment	Number Passing Assessment	Institutional Pass Rate	Institutional Average Scaled Score	Assessment Cut Score ²	Statewide			
							Number Taking Assessment	Number Passing Assessment	Statewide Pass Rate	Statewide Average Scaled Score
TEACHING READING: ELEM EDUCATION (5203) Test Company: ETS Score Range: 100-200	All enrolled students who have completed all nonclinical courses, 2015-16						11	9	82%	175
	Other enrolled students, 2015-16	22	21	95%	177	162	86	65	76%	168
	All program completers, 2015-16	77	77	100%	179	162	161	160	99%	176
	All program completers, 2014-15	91	91	100%	178	162	152	151	99%	176
	All program completers, 2013-14	49	49	100%	182	162	108	107	99%	176
TECHNOLOGY EDUCATION (5051) Test Company: ETS Score Range: 100-200	All enrolled students who have completed all nonclinical courses, 2015-16									
	Other enrolled students, 2015-16						1			
	All program completers, 2015-16									
	All program completers, 2014-15									
	All program completers, 2013-14									
THEATRE (DISCONTINUED) (0640) Test Company: ETS Score Range: 250-990	All enrolled students who have completed all nonclinical courses, 2015-16									
	Other enrolled students, 2015-16									
	All program completers, 2015-16									
	All program completers, 2014-15						1			
	All program completers, 2013-14						2			
THEATRE (5641) Test Company: ETS Score Range: 100-200	All enrolled students who have completed all nonclinical courses, 2015-16									
	Other enrolled students, 2015-16						4			
	All program completers, 2015-16	2				159	3			
	All program completers, 2014-15	1				159	4			
	All program completers, 2013-14						1			

Single Assessment Institution-Level Pass Rate Data: *Alternative Teacher Preparation Program Within IHE*

	HEOA - Title II 2015 - 2016 Academic Year	
	Institution Name	LIPSCOMB UNIVERSITY
	Institution Code	1161
	State	Tennessee

February 17, 2017


Assessment Information ¹	Group	Number Taking Assessment	Number Passing Assessment	Institutional Pass Rate	Institutional Average Scaled Score	Assessment Cut Score ²	Statewide				
							Number Taking Assessment	Number Passing Assessment	Statewide Pass Rate	Statewide Average Scaled Score	
WORLD AND U.S. HISTORY CK (5941) Test Company: ETS Score Range: 100-200	All enrolled students who have completed all nonclinical courses, 2015-16						2				
	Other enrolled students, 2015-16	5				136	36	35	97%	160	
	All program completers, 2015-16	1				136	19	19	100%	154	
	All program completers, 2014-15	4				136	21	21	100%	155	
	All program completers, 2013-14	5				136	22	22	100%	169	

Note: In cases where there are less than ten students taking the assessment or license/certificate, the number passing and pass rate are not reported.

¹Tests with multiple delivery options (computer, paper, etc.) will be noted with the assessment code for one format only.

²Cut scores may vary for groups depending upon when the cut scores are established by the state and when each group completed their teacher certification or licensure assessment.

Summary Institution-Level Pass Rate Data: Traditional Teacher Preparation Program Within IHE

		HEOA - Title II 2015 - 2016 Academic Year				
Institution Name		LIPSCOMB UNIVERSITY				
Institution Code		1161				
State		Tennessee				
<i>February 17, 2017</i>						
				Statewide		
Group	Number Taking Assessment¹	Number Passing Assessment²	Institutional Pass Rate	Number Taking Assessment¹	Number Passing Assessment²	Statewide Pass Rate
All program completers, 2015-16	97	97	100%	2383	2327	98%
All program completers, 2014-15	92	92	100%	2679	2625	98%
All program completers, 2013-14	114	111	97%	3150	3086	98%

Note: In cases where there are less than ten students taking the assessment or license/certificate, the number passing and pass rate are not reported.

¹ Number of completers taking one or more assessments within their area of specialization.

² Summary level "Number Taking Assessment" may differ from assessment level "Number Taking Assessment" because each student is counted once at the summary level but may be counted in multiple assessments at the assessment level.

Single Assessment Institution-Level Pass Rate Data: Traditional Teacher Preparation Program Within IHE



**HEOA - Title II
2015 - 2016 Academic Year**

Institution Name	LIPSCOMB UNIVERSITY
Institution Code	1161
State	Tennessee

February 17, 2017

Assessment Information ¹	Group	Number Taking Assessment	Number Passing Assessment	Institutional Pass Rate	Institutional Average Scaled Score	Assessment Cut Score ²	Statewide			
							Number Taking Assessment	Number Passing Assessment	Statewide Pass Rate	Statewide Average Scaled Score
AGRICULTURE (DISCONTINUED) (0700) Test Company: ETS Score Range: 250-990	All enrolled students who have completed all nonclinical courses, 2015-16									
	Other enrolled students, 2015-16						1			
	All program completers, 2015-16									
	All program completers, 2014-15						5			
	All program completers, 2013-14						13	8	62%	541
AGRICULTURE (5701) Test Company: ETS Score Range: 100-200	All enrolled students who have completed all nonclinical courses, 2015-16									
	Other enrolled students, 2015-16						4			
	All program completers, 2015-16						13	13	100%	170
	All program completers, 2014-15						13	13	100%	167
	All program completers, 2013-14									
ART CONTENT AND ANALYSIS (5135) Test Company: ETS Score Range: 100-200	All enrolled students who have completed all nonclinical courses, 2015-16						7			
	Other enrolled students, 2015-16	1				157	19	15	79%	169
	All program completers, 2015-16	2				157	45	44	98%	172
	All program completers, 2014-15	2				157	54	52	96%	171
	All program completers, 2013-14	2				157	66	66	100%	171
BIOLOGY CONTENT ESSAYS (DISCONTINUED) (0233) Test Company: ETS Score Range: 100-200	All enrolled students who have completed all nonclinical courses, 2015-16									
	Other enrolled students, 2015-16						1			
	All program completers, 2015-16									
	All program completers, 2014-15						1			
	All program completers, 2013-14						5			

Single Assessment Institution-Level Pass Rate Data: Traditional Teacher Preparation Program Within IHE



**HEOA - Title II
2015 - 2016 Academic Year**

Institution Name	LIPSCOMB UNIVERSITY
Institution Code	1161
State	Tennessee

February 17, 2017

Assessment Information ¹	Group	Number Taking Assessment	Number Passing Assessment	Institutional Pass Rate	Institutional Average Scaled Score	Assessment Cut Score ²	Statewide			
							Number Taking Assessment	Number Passing Assessment	Statewide Pass Rate	Statewide Average Scaled Score
BIOLOGY CONTENT KNOWLEDGE (0235) Test Company: ETS Score Range: 100-200	All enrolled students who have completed all nonclinical courses, 2015-16	1				148	17	17	100%	168
	Other enrolled students, 2015-16	1				148	41	39	95%	162
	All program completers, 2015-16	5				148	55	55	100%	163
	All program completers, 2014-15						59	59	100%	164
	All program completers, 2013-14	4				148	55	55	100%	165
BUSINESS ED CONTENT KNOWLEDGE (5101) Test Company: ETS Score Range: 100-200	All enrolled students who have completed all nonclinical courses, 2015-16						11	11	100%	178
	Other enrolled students, 2015-16						8			
	All program completers, 2015-16						19	19	100%	170
	All program completers, 2014-15						9			
	All program completers, 2013-14						26	26	100%	172
CHEMISTRY CONTENT KNOWLEDGE (0245) Test Company: ETS Score Range: 100-200	All enrolled students who have completed all nonclinical courses, 2015-16						4			
	Other enrolled students, 2015-16	1				152	16	14	88%	165
	All program completers, 2015-16	1				152	14	14	100%	162
	All program completers, 2014-15						15	14	93%	163
	All program completers, 2013-14	1				152	11	11	100%	160
CHINESE (MANDARIN) WORLD LANGUAGE (5665) Test Company: ETS Score Range: 100-200	All enrolled students who have completed all nonclinical courses, 2015-16									
	Other enrolled students, 2015-16						1			
	All program completers, 2015-16						1			
	All program completers, 2014-15									
	All program completers, 2013-14									

Single Assessment Institution-Level Pass Rate Data: Traditional Teacher Preparation Program Within IHE



**HEOA - Title II
2015 - 2016 Academic Year**

Institution Name	LIPSCOMB UNIVERSITY
Institution Code	1161
State	Tennessee

February 17, 2017

Assessment Information ¹	Group	Number Taking Assessment	Number Passing Assessment	Institutional Pass Rate	Institutional Average Scaled Score	Assessment Cut Score ²	Statewide			
							Number Taking Assessment	Number Passing Assessment	Statewide Pass Rate	Statewide Average Scaled Score
EARTH AND SPACE SCIENCES - CK (5571) Test Company: ETS Score Range: 100-200	All enrolled students who have completed all nonclinical courses, 2015-16						1			
	Other enrolled students, 2015-16						1			
	All program completers, 2015-16						5			
	All program completers, 2014-15						2			
	All program completers, 2013-14						4			
ECONOMICS (5911) Test Company: ETS Score Range: 100-200	All enrolled students who have completed all nonclinical courses, 2015-16									
	Other enrolled students, 2015-16						2			
	All program completers, 2015-16						3			
	All program completers, 2014-15						2			
	All program completers, 2013-14									
ED OF DEAF AND HARD OF HEARING (5272) Test Company: ETS Score Range: 100-200	All enrolled students who have completed all nonclinical courses, 2015-16									
	Other enrolled students, 2015-16									
	All program completers, 2015-16						6			
	All program completers, 2014-15						6			
	All program completers, 2013-14						7			
EDUCATION OF YOUNG CHILDREN (DISCONTINUED) (5021) Test Company: ETS Score Range: 100-200	All enrolled students who have completed all nonclinical courses, 2015-16						2			
	Other enrolled students, 2015-16						7			
	All program completers, 2015-16						13	13	100%	175
	All program completers, 2014-15	1				155	172	172	100%	182
	All program completers, 2013-14	1				155	186	186	100%	183

Single Assessment Institution-Level Pass Rate Data: Traditional Teacher Preparation Program Within IHE



**HEOA - Title II
2015 - 2016 Academic Year**

Institution Name	LIPSCOMB UNIVERSITY
Institution Code	1161
State	Tennessee

February 17, 2017

Assessment Information ¹	Group	Number Taking Assessment	Number Passing Assessment	Institutional Pass Rate	Institutional Average Scaled Score	Assessment Cut Score ²	Statewide			
							Number Taking Assessment	Number Passing Assessment	Statewide Pass Rate	Statewide Average Scaled Score
EDUCATION OF YOUNG CHILDREN (5024) Test Company: ETS Score Range: 100-200	All enrolled students who have completed all nonclinical courses, 2015-16	1				160	62	58	94%	169
	Other enrolled students, 2015-16	4				160	101	83	82%	167
	All program completers, 2015-16	3				160	222	220	99%	173
	All program completers, 2014-15	1				160	75	75	100%	176
	All program completers, 2013-14						2			
ELEM ED CONTENT KNOWLEDGE (DISCONTINUED) (5014) Test Company: ETS Score Range: 100-200	All enrolled students who have completed all nonclinical courses, 2015-16						19	19	100%	161
	Other enrolled students, 2015-16	1				140	64	59	92%	155
	All program completers, 2015-16	11	11	100%	176	140	158	158	100%	162
	All program completers, 2014-15	48	48	100%	168	140	1080	1077	100%	164
	All program completers, 2013-14	61	61	100%	169	140	1612	1608	100%	165
ELEM ED CONTENT KNOWLEDGE (5018) Test Company: ETS Score Range: 100-200	All enrolled students who have completed all nonclinical courses, 2015-16	20	19	95%	173	163	232	211	91%	172
	Other enrolled students, 2015-16	34	28	82%	171	163	679	552	81%	169
	All program completers, 2015-16	43	43	100%	176	163	1013	988	98%	174
	All program completers, 2014-15	3				163	289	275	95%	175
	All program completers, 2013-14						4			
ELEM ED CURR INSTRUC ASSESSMENT (DISC) (0011) Test Company: ETS Score Range: 100-200	All enrolled students who have completed all nonclinical courses, 2015-16						2			
	Other enrolled students, 2015-16						12	10	83%	166
	All program completers, 2015-16						31	31	100%	176
	All program completers, 2014-15	29	29	100%	178	159	625	624	100%	176
	All program completers, 2013-14	57	57	100%	181	159	1382	1378	100%	177

Single Assessment Institution-Level Pass Rate Data: Traditional Teacher Preparation Program Within IHE



**HEOA - Title II
2015 - 2016 Academic Year**

Institution Name	LIPSCOMB UNIVERSITY
Institution Code	1161
State	Tennessee

February 17, 2017

Assessment Information ¹	Group	Number Taking Assessment	Number Passing Assessment	Institutional Pass Rate	Institutional Average Scaled Score	Assessment Cut Score ²	Statewide			
							Number Taking Assessment	Number Passing Assessment	Statewide Pass Rate	Statewide Average Scaled Score
ELEM ED CURR INSTRUC ASSESSMENT (5017) Test Company: ETS Score Range: 100-200	All enrolled students who have completed all nonclinical courses, 2015-16	19	19	100%	170	153	167	166	99%	171
	Other enrolled students, 2015-16	20	17	85%	171	153	329	306	93%	169
	All program completers, 2015-16	52	52	100%	177	153	935	934	100%	173
	All program completers, 2014-15	20	20	100%	179	153	534	529	99%	173
	All program completers, 2013-14						6			
ENG LANG LIT COMP CONTENT KNOWLEDGE (DISC) (0041) Test Company: ETS Score Range: 100-200	All enrolled students who have completed all nonclinical courses, 2015-16						2			
	Other enrolled students, 2015-16						5			
	All program completers, 2015-16	1				157	7			
	All program completers, 2014-15	2				157	18	18	100%	183
	All program completers, 2013-14	5				157	109	109	100%	178
ENGLISH LANGUAGE ARTS: CK (5038) Test Company: ETS Score Range: 100-200	All enrolled students who have completed all nonclinical courses, 2015-16	1				167	36	36	100%	179
	Other enrolled students, 2015-16	8				167	85	75	88%	178
	All program completers, 2015-16	10	10	100%	180	167	177	177	100%	183
	All program completers, 2014-15	5				167	168	166	99%	182
	All program completers, 2013-14	1				167	77	75	97%	182
ENGLISH TO SPEAKERS OF OTHER LANGUAGES (5361) Test Company: ETS Score Range: 100-200	All enrolled students who have completed all nonclinical courses, 2015-16	16	16	100%	151	143	18	18	100%	151
	Other enrolled students, 2015-16	12	10	83%	152	143	33	30	91%	157
	All program completers, 2015-16	46	46	100%	159	143	89	89	100%	162
	All program completers, 2014-15	28	28	100%	160	143	72	72	100%	162
	All program completers, 2013-14	15	15	100%	160	143	46	46	100%	163

Single Assessment Institution-Level Pass Rate Data: Traditional Teacher Preparation Program Within IHE



**HEOA - Title II
2015 - 2016 Academic Year**

Institution Name	LIPSCOMB UNIVERSITY
Institution Code	1161
State	Tennessee

February 17, 2017

Assessment Information ¹	Group	Number Taking Assessment	Number Passing Assessment	Institutional Pass Rate	Institutional Average Scaled Score	Assessment Cut Score ²	Statewide			
							Number Taking Assessment	Number Passing Assessment	Statewide Pass Rate	Statewide Average Scaled Score
FAMILY AND CONSUMER SCIENCES (DISCONTINUED 2) (5121) Test Company: ETS Score Range: 100-200	All enrolled students who have completed all nonclinical courses, 2015-16									
	Other enrolled students, 2015-16									
	All program completers, 2015-16									
	All program completers, 2014-15						3			
	All program completers, 2013-14						14	13	93%	166
FAMILY AND CONSUMER SCIENCES (5122) Test Company: ETS Score Range: 100-200	All enrolled students who have completed all nonclinical courses, 2015-16						2			
	Other enrolled students, 2015-16						5			
	All program completers, 2015-16						1			
	All program completers, 2014-15						2			
	All program completers, 2013-14									
FRENCH WORLD LANGUAGE (5174) Test Company: ETS Score Range: 100-200	All enrolled students who have completed all nonclinical courses, 2015-16									
	Other enrolled students, 2015-16						3			
	All program completers, 2015-16	1				156	4			
	All program completers, 2014-15						3			
	All program completers, 2013-14						4			
GEOGRAPHY (5921) Test Company: ETS Score Range: 100-200	All enrolled students who have completed all nonclinical courses, 2015-16						1			
	Other enrolled students, 2015-16						1			
	All program completers, 2015-16	1				149	8			
	All program completers, 2014-15						8			
	All program completers, 2013-14						7			

Single Assessment Institution-Level Pass Rate Data: Traditional Teacher Preparation Program Within IHE



**HEOA - Title II
2015 - 2016 Academic Year**

Institution Name	LIPSCOMB UNIVERSITY
Institution Code	1161
State	Tennessee

February 17, 2017

Assessment Information ¹	Group	Number Taking Assessment	Number Passing Assessment	Institutional Pass Rate	Institutional Average Scaled Score	Assessment Cut Score ²	Statewide			
							Number Taking Assessment	Number Passing Assessment	Statewide Pass Rate	Statewide Average Scaled Score
GERMAN WORLD LANGUAGE (5183) Test Company: ETS Score Range: 100-200	All enrolled students who have completed all nonclinical courses, 2015-16									
	Other enrolled students, 2015-16									
	All program completers, 2015-16						1			
	All program completers, 2014-15									
	All program completers, 2013-14						1			
GIFTED EDUCATION (5358) Test Company: ETS Score Range: 100-200	All enrolled students who have completed all nonclinical courses, 2015-16									
	Other enrolled students, 2015-16									
	All program completers, 2015-16									
	All program completers, 2014-15						1			
	All program completers, 2013-14									
GOVERNMENT POLITICAL SCIENCE (DISCONTINUED) (0930) Test Company: ETS Score Range: 250-990	All enrolled students who have completed all nonclinical courses, 2015-16									
	Other enrolled students, 2015-16									
	All program completers, 2015-16									
	All program completers, 2014-15									
	All program completers, 2013-14	2				600	3			
GOVERNMENT POLITICAL SCIENCE (5931) Test Company: ETS Score Range: 100-200	All enrolled students who have completed all nonclinical courses, 2015-16						4			
	Other enrolled students, 2015-16						4			
	All program completers, 2015-16	1				149	18	18	100%	174
	All program completers, 2014-15	1				149	13	13	100%	171
	All program completers, 2013-14	1				149	27	27	100%	175

Single Assessment Institution-Level Pass Rate Data: Traditional Teacher Preparation Program Within IHE



**HEOA - Title II
2015 - 2016 Academic Year**

Institution Name	LIPSCOMB UNIVERSITY
Institution Code	1161
State	Tennessee

February 17, 2017

Assessment Information ¹	Group	Number Taking Assessment	Number Passing Assessment	Institutional Pass Rate	Institutional Average Scaled Score	Assessment Cut Score ²	Statewide			
							Number Taking Assessment	Number Passing Assessment	Statewide Pass Rate	Statewide Average Scaled Score
HEALTH EDUCATION (DISCONTINUED) (5550) Test Company: ETS Score Range: 250-990	All enrolled students who have completed all nonclinical courses, 2015-16									
	Other enrolled students, 2015-16									
	All program completers, 2015-16									
	All program completers, 2014-15						1			
	All program completers, 2013-14	5				570	20	20	100%	678
HEALTH EDUCATION (5551) Test Company: ETS Score Range: 100-200	All enrolled students who have completed all nonclinical courses, 2015-16						12	12	100%	165
	Other enrolled students, 2015-16	1				144	12	11	92%	159
	All program completers, 2015-16	4				144	28	28	100%	163
	All program completers, 2014-15	3				144	42	42	100%	164
	All program completers, 2013-14	1				144	23	23	100%	166
LATIN (5601) Test Company: ETS Score Range: 100-200	All enrolled students who have completed all nonclinical courses, 2015-16						1			
	Other enrolled students, 2015-16						1			
	All program completers, 2015-16						3			
	All program completers, 2014-15						2			
	All program completers, 2013-14						2			
MARKETING EDUCATION (5561) Test Company: ETS Score Range: 100-200	All enrolled students who have completed all nonclinical courses, 2015-16									
	Other enrolled students, 2015-16									
	All program completers, 2015-16									
	All program completers, 2014-15						1			
	All program completers, 2013-14									

Single Assessment Institution-Level Pass Rate Data: Traditional Teacher Preparation Program Within IHE



**HEOA - Title II
2015 - 2016 Academic Year**

Institution Name	LIPSCOMB UNIVERSITY
Institution Code	1161
State	Tennessee

February 17, 2017

Assessment Information ¹	Group	Number Taking Assessment	Number Passing Assessment	Institutional Pass Rate	Institutional Average Scaled Score	Assessment Cut Score ²	Statewide			
							Number Taking Assessment	Number Passing Assessment	Statewide Pass Rate	Statewide Average Scaled Score
MATHEMATICS CONTENT KNOWLEDGE (DISC) (0061) Test Company: ETS Score Range: 100-200	All enrolled students who have completed all nonclinical courses, 2015-16						1			
	Other enrolled students, 2015-16						1			
	All program completers, 2015-16						2			
	All program completers, 2014-15						7			
	All program completers, 2013-14	8				136	71	70	99%	155
MATHEMATICS CONTENT KNOWLEDGE (5161) Test Company: ETS Score Range: 100-200	All enrolled students who have completed all nonclinical courses, 2015-16	2				160	15	11	73%	163
	Other enrolled students, 2015-16	5				160	57	25	44%	151
	All program completers, 2015-16						78	69	88%	168
	All program completers, 2014-15	6				160	90	87	97%	171
	All program completers, 2013-14	2				160	41	34	83%	167
MIDDLE SCHOOL CONTENT KNOWLEDGE (5146) Test Company: ETS Score Range: 100-200	All enrolled students who have completed all nonclinical courses, 2015-16	3				150	18	16	89%	167
	Other enrolled students, 2015-16	3				150	95	86	91%	164
	All program completers, 2015-16	7				150	181	178	98%	168
	All program completers, 2014-15	7				150	235	234	100%	166
	All program completers, 2013-14	10	10	100%	167	150	220	218	99%	164
MIDDLE SCHOOL MATHEMATICS (5169) Test Company: ETS Score Range: 100-200	All enrolled students who have completed all nonclinical courses, 2015-16									
	Other enrolled students, 2015-16	1				165	3			
	All program completers, 2015-16						2			
	All program completers, 2014-15									
	All program completers, 2013-14									

Single Assessment Institution-Level Pass Rate Data: Traditional Teacher Preparation Program Within IHE



**HEOA - Title II
2015 - 2016 Academic Year**

Institution Name	LIPSCOMB UNIVERSITY
Institution Code	1161
State	Tennessee

February 17, 2017

Assessment Information ¹	Group	Number Taking Assessment	Number Passing Assessment	Institutional Pass Rate	Institutional Average Scaled Score	Assessment Cut Score ²	Statewide			
							Number Taking Assessment	Number Passing Assessment	Statewide Pass Rate	Statewide Average Scaled Score
MIDDLE SCHOOL SCIENCE (5440) Test Company: ETS Score Range: 100-200	All enrolled students who have completed all nonclinical courses, 2015-16									
	Other enrolled students, 2015-16	1				150	4			
	All program completers, 2015-16						1			
	All program completers, 2014-15									
	All program completers, 2013-14									
MUSIC CONCEPTS AND PROCESSES (DISCONTINUED) (0111) Test Company: ETS Score Range: 100-200	All enrolled students who have completed all nonclinical courses, 2015-16									
	Other enrolled students, 2015-16									
	All program completers, 2015-16									
	All program completers, 2014-15						1			
	All program completers, 2013-14						4			
MUSIC CONTENT & INSTRUCTION (5114) Test Company: ETS Score Range: 100-200	All enrolled students who have completed all nonclinical courses, 2015-16	1				162	28	22	79%	169
	Other enrolled students, 2015-16	2				162	76	50	66%	164
	All program completers, 2015-16	2				162	122	113	93%	170
	All program completers, 2014-15	2				162	129	124	96%	170
	All program completers, 2013-14						151	142	94%	170
MUSIC CONTENT KNOWLEDGE (0113) Test Company: ETS Score Range: 100-200	All enrolled students who have completed all nonclinical courses, 2015-16									
	Other enrolled students, 2015-16						1			
	All program completers, 2015-16						2			
	All program completers, 2014-15						2			
	All program completers, 2013-14						4			

Single Assessment Institution-Level Pass Rate Data: Traditional Teacher Preparation Program Within IHE



**HEOA - Title II
2015 - 2016 Academic Year**

Institution Name	LIPSCOMB UNIVERSITY
Institution Code	1161
State	Tennessee

February 17, 2017

Assessment Information ¹	Group	Number Taking Assessment	Number Passing Assessment	Institutional Pass Rate	Institutional Average Scaled Score	Assessment Cut Score ²	Statewide			
							Number Taking Assessment	Number Passing Assessment	Statewide Pass Rate	Statewide Average Scaled Score
PHYSICAL ED CONTENT AND DESIGN (5095) Test Company: ETS Score Range: 100-200	All enrolled students who have completed all nonclinical courses, 2015-16						27	25	93%	169
	Other enrolled students, 2015-16	2				164	37	23	62%	165
	All program completers, 2015-16	5				164	97	96	99%	172
	All program completers, 2014-15	5				164	106	102	96%	171
	All program completers, 2013-14	6				164	142	138	97%	172
PHYSICS CONTENT KNOWLEDGE (5265) Test Company: ETS Score Range: 100-200	All enrolled students who have completed all nonclinical courses, 2015-16									
	Other enrolled students, 2015-16						5			
	All program completers, 2015-16						1			
	All program completers, 2014-15						6			
	All program completers, 2013-14						5			
PRINC LEARNING AND TEACHING 5-9 (5623) Test Company: ETS Score Range: 100-200	All enrolled students who have completed all nonclinical courses, 2015-16	2				158	21	21	100%	176
	Other enrolled students, 2015-16	1				158	51	47	92%	173
	All program completers, 2015-16	7				158	148	148	100%	174
	All program completers, 2014-15	7				158	154	153	99%	174
	All program completers, 2013-14	8				158	224	223	100%	172
PRINC LEARNING AND TEACHING 7-12 (5624) Test Company: ETS Score Range: 100-200	All enrolled students who have completed all nonclinical courses, 2015-16	5				155	166	162	98%	174
	Other enrolled students, 2015-16	8				155	219	208	95%	173
	All program completers, 2015-16	26	26	100%	177	155	650	647	100%	175
	All program completers, 2014-15	27	27	100%	176	155	715	711	99%	175
	All program completers, 2013-14	37	37	100%	176	155	784	783	100%	173

Single Assessment Institution-Level Pass Rate Data: Traditional Teacher Preparation Program Within IHE



**HEOA - Title II
2015 - 2016 Academic Year**

Institution Name	LIPSCOMB UNIVERSITY
Institution Code	1161
State	Tennessee

February 17, 2017

Assessment Information ¹	Group	Number Taking Assessment	Number Passing Assessment	Institutional Pass Rate	Institutional Average Scaled Score	Assessment Cut Score ²	Statewide			
							Number Taking Assessment	Number Passing Assessment	Statewide Pass Rate	Statewide Average Scaled Score
PRINC LEARNING AND TEACHING EARLY CHILD (5621) Test Company: ETS Score Range: 100-200	All enrolled students who have completed all nonclinical courses, 2015-16	1				155	56	54	96%	168
	Other enrolled students, 2015-16	4				155	120	110	92%	168
	All program completers, 2015-16	2				155	216	215	100%	171
	All program completers, 2014-15	4				155	224	224	100%	170
	All program completers, 2013-14	5				155	300	299	100%	170
PRINC LEARNING AND TEACHING K-6 (5622) Test Company: ETS Score Range: 100-200	All enrolled students who have completed all nonclinical courses, 2015-16	20	20	100%	176	158	213	206	97%	175
	Other enrolled students, 2015-16	15	13	87%	176	158	453	426	94%	173
	All program completers, 2015-16	61	61	100%	177	158	1113	1111	100%	176
	All program completers, 2014-15	52	52	100%	178	158	1306	1303	100%	175
	All program completers, 2013-14	63	62	98%	177	158	1546	1539	100%	174
PSYCHOLOGY (DISCONTINUED) (0390) Test Company: ETS Score Range: 250-990	All enrolled students who have completed all nonclinical courses, 2015-16									
	Other enrolled students, 2015-16									
	All program completers, 2015-16									
	All program completers, 2014-15									
	All program completers, 2013-14						2			
PSYCHOLOGY (5391) Test Company: ETS Score Range: 100-200	All enrolled students who have completed all nonclinical courses, 2015-16									
	Other enrolled students, 2015-16									
	All program completers, 2015-16						2			
	All program completers, 2014-15						3			
	All program completers, 2013-14						1			

Single Assessment Institution-Level Pass Rate Data: Traditional Teacher Preparation Program Within IHE



**HEOA - Title II
2015 - 2016 Academic Year**

Institution Name	LIPSCOMB UNIVERSITY
Institution Code	1161
State	Tennessee

February 17, 2017

Assessment Information ¹	Group	Number Taking Assessment	Number Passing Assessment	Institutional Pass Rate	Institutional Average Scaled Score	Assessment Cut Score ²	Statewide			
							Number Taking Assessment	Number Passing Assessment	Statewide Pass Rate	Statewide Average Scaled Score
READING ACROSS CURRICULUM ELEM (5201) Test Company: ETS Score Range: 100-200	All enrolled students who have completed all nonclinical courses, 2015-16						3			
	Other enrolled students, 2015-16						11	9	82%	156
	All program completers, 2015-16						4			
	All program completers, 2014-15	3				151	78	78	100%	168
	All program completers, 2013-14	39	39	100%	173	151	1145	1144	100%	169
SE CK AND MILD TO MODERATE APPL (5543) Test Company: ETS Score Range: 100-200	All enrolled students who have completed all nonclinical courses, 2015-16	1				153	24	24	100%	169
	Other enrolled students, 2015-16	3				153	119	105	88%	165
	All program completers, 2015-16	3				153	172	172	100%	172
	All program completers, 2014-15	2				153	185	185	100%	173
	All program completers, 2013-14	6				153	278	277	100%	172
SE CK AND SEVERE TO PROF APPL (5545) Test Company: ETS Score Range: 100-200	All enrolled students who have completed all nonclinical courses, 2015-16						12	12	100%	173
	Other enrolled students, 2015-16						36	34	94%	173
	All program completers, 2015-16						79	79	100%	177
	All program completers, 2014-15						99	99	100%	176
	All program completers, 2013-14						140	140	100%	177
SE CORE KNOWLEDGE & APPLICATIONS (5354) Test Company: ETS Score Range: 100-200	All enrolled students who have completed all nonclinical courses, 2015-16						21	21	100%	171
	Other enrolled students, 2015-16						49	49	100%	172
	All program completers, 2015-16						83	83	100%	173
	All program completers, 2014-15						91	91	100%	171
	All program completers, 2013-14						92	92	100%	174

Single Assessment Institution-Level Pass Rate Data: Traditional Teacher Preparation Program Within IHE



**HEOA - Title II
2015 - 2016 Academic Year**

Institution Name	LIPSCOMB UNIVERSITY
Institution Code	1161
State	Tennessee

February 17, 2017

Assessment Information ¹	Group	Number Taking Assessment	Number Passing Assessment	Institutional Pass Rate	Institutional Average Scaled Score	Assessment Cut Score ²	Statewide			
							Number Taking Assessment	Number Passing Assessment	Statewide Pass Rate	Statewide Average Scaled Score
SE TEACHING STU WVISUAL IMPAIRMENT (5282) Test Company: ETS Score Range: 100-200	All enrolled students who have completed all nonclinical courses, 2015-16									
	Other enrolled students, 2015-16									
	All program completers, 2015-16						4			
	All program completers, 2014-15						2			
	All program completers, 2013-14						2			
SE: PRESCHOOL EARLY CHILDHOOD (5691) Test Company: ETS Score Range: 100-200	All enrolled students who have completed all nonclinical courses, 2015-16						21	21	100%	170
	Other enrolled students, 2015-16						48	43	90%	168
	All program completers, 2015-16						79	79	100%	172
	All program completers, 2014-15						88	88	100%	171
	All program completers, 2013-14						82	82	100%	174
SOCIOLOGY (5952) Test Company: ETS Score Range: 100-200	All enrolled students who have completed all nonclinical courses, 2015-16						1			
	Other enrolled students, 2015-16									
	All program completers, 2015-16									
	All program completers, 2014-15									
	All program completers, 2013-14									
SPANISH WORLD LANGUAGE (5195) Test Company: ETS Score Range: 100-200	All enrolled students who have completed all nonclinical courses, 2015-16						5			
	Other enrolled students, 2015-16	1				163	13	5	38%	157
	All program completers, 2015-16						10	9	90%	172
	All program completers, 2014-15	3				163	15	14	93%	179
	All program completers, 2013-14	1				163	23	17	74%	170

Single Assessment Institution-Level Pass Rate Data: Traditional Teacher Preparation Program Within IHE




**HEOA - Title II
2015 - 2016 Academic Year**

Institution Name	LIPSCOMB UNIVERSITY
Institution Code	1161
State	Tennessee

February 17, 2017

Assessment Information ¹	Group	Number Taking Assessment	Number Passing Assessment	Institutional Pass Rate	Institutional Average Scaled Score	Assessment Cut Score ²	Statewide			
							Number Taking Assessment	Number Passing Assessment	Statewide Pass Rate	Statewide Average Scaled Score
SPECIAL ED PRESCHOOLEARLY CHILD (0690) Test Company: ETS Score Range: 250-990	All enrolled students who have completed all nonclinical courses, 2015-16									
	Other enrolled students, 2015-16									
	All program completers, 2015-16									
	All program completers, 2014-15									
	All program completers, 2013-14						5			
SPEECH COMMUNICATION: CK (5221) Test Company: ETS Score Range: 100-200	All enrolled students who have completed all nonclinical courses, 2015-16									
	Other enrolled students, 2015-16						1			
	All program completers, 2015-16						1			
	All program completers, 2014-15						2			
	All program completers, 2013-14						1			
SPEECH LANGUAGE PATHOLOGY (DISC) (5330) Test Company: ETS Score Range: 250-990	All enrolled students who have completed all nonclinical courses, 2015-16									
	Other enrolled students, 2015-16									
	All program completers, 2015-16									
	All program completers, 2014-15									
	All program completers, 2013-14						12	12	100%	679
SPEECH LANGUAGE PATHOLOGY (5331) Test Company: ETS Score Range: 100-200	All enrolled students who have completed all nonclinical courses, 2015-16									
	Other enrolled students, 2015-16						1			
	All program completers, 2015-16						17	17	100%	177
	All program completers, 2014-15						14	14	100%	178
	All program completers, 2013-14									

Single Assessment Institution-Level Pass Rate Data: Traditional Teacher Preparation Program Within IHE

	HEOA - Title II 2015 - 2016 Academic Year	
	Institution Name	LIPSCOMB UNIVERSITY
	Institution Code	1161
	State	Tennessee

February 17, 2017

Assessment Information ¹	Group	Number Taking Assessment	Number Passing Assessment	Institutional Pass Rate	Institutional Average Scaled Score	Assessment Cut Score ²	Statewide			
							Number Taking Assessment	Number Passing Assessment	Statewide Pass Rate	Statewide Average Scaled Score
TEACHING READING: ELEM EDUCATION (5203) Test Company: ETS Score Range: 100-200	All enrolled students who have completed all nonclinical courses, 2015-16	23	23	100%	175	162	274	259	95%	173
	Other enrolled students, 2015-16	31	30	97%	175	162	639	553	87%	172
	All program completers, 2015-16	65	65	100%	175	162	1492	1483	99%	175
	All program completers, 2014-15	56	56	100%	176	162	1625	1611	99%	175
	All program completers, 2013-14	33	33	100%	176	162	810	799	99%	175
THEATRE (DISCONTINUED) (0640) Test Company: ETS Score Range: 250-990	All enrolled students who have completed all nonclinical courses, 2015-16									
	Other enrolled students, 2015-16									
	All program completers, 2015-16									
	All program completers, 2014-15	1				610	1			
	All program completers, 2013-14						1			
THEATRE (5641) Test Company: ETS Score Range: 100-200	All enrolled students who have completed all nonclinical courses, 2015-16						7			
	Other enrolled students, 2015-16	1				159	4			
	All program completers, 2015-16	1				159	7			
	All program completers, 2014-15						4			
	All program completers, 2013-14						8			
WORLD AND U.S. HISTORY CK (5941) Test Company: ETS Score Range: 100-200	All enrolled students who have completed all nonclinical courses, 2015-16	1				136	36	36	100%	154
	Other enrolled students, 2015-16	4				136	69	67	97%	160
	All program completers, 2015-16	7				136	142	142	100%	163
	All program completers, 2014-15	8				136	178	178	100%	161
	All program completers, 2013-14	11	11	100%	159	136	188	188	100%	161

Note: In cases where there are less than ten students taking the assessment or license/certificate, the number passing and pass rate are not reported.

¹Tests with multiple delivery options (computer, paper, etc.) will be noted with the assessment code for one format only.

²Cut scores may vary for groups depending upon when the cut scores are established by the state and when each group completed their teacher certification or licensure assessment.