


Summary Institution-Level Pass Rate Data: *Alternative Teacher Preparation Program Within IHE*

		HEOA - Title II 2014 - 2015 Academic Year				
Institution Name		LIPSCOMB UNIVERSITY				
Institution Code		1161				
State		Tennessee				
						<i>February 26, 2016</i>
				Statewide		
Group	Number Taking Assessment¹	Number Passing Assessment²	Institutional Pass Rate	Number Taking Assessment¹	Number Passing Assessment²	Statewide Pass Rate
All program completers, 2014-15	138	136	99%	386	374	97%
All program completers, 2013-14	151	150	99%	544	525	97%
All program completers, 2012-13	54	54	100%	421	397	94%

Note: In cases where there are less than ten students taking the assessment or license/certificate, the number passing and pass rate are not reported.

¹ Number of completers taking one or more assessments within their area of specialization.

² Summary level "Number Taking Assessment" may differ from assessment level "Number Taking Assessment" because each student is counted once at the summary level but may be counted in multiple assessments at the assessment level.

Single Assessment Institution-Level Pass Rate Data: Alternative Teacher Preparation Program Within IHE



**HEOA - Title II
2014 - 2015 Academic Year**

Institution Name	LIPSCOMB UNIVERSITY
Institution Code	1161
State	Tennessee

February 26, 2016

Assessment Information ¹	Group	Number Taking Assessment	Number Passing Assessment	Institutional Pass Rate	Institutional Average Scaled Score	Assessment Cut Score ²	Statewide			
							Number Taking Assessment	Number Passing Assessment	Statewide Pass Rate	Statewide Average Scaled Score
AGRICULTURE (DISCONTINUED) (0700) Test Company: ETS Score Range: 250-990	All enrolled students who have completed all nonclinical courses, 2014-15									
	Other enrolled students, 2014-15						1			
	All program completers, 2014-15						2			
	All program completers, 2013-14						5			
	All program completers, 2012-13						4			
AGRICULTURE (5701) Test Company: ETS Score Range: 100-200	All enrolled students who have completed all nonclinical courses, 2014-15									
	Other enrolled students, 2014-15						5			
	All program completers, 2014-15						1			
	All program completers, 2013-14						1			
	All program completers, 2012-13									
ART CONTENT AND ANALYSIS (5135) Test Company: ETS Score Range: 100-200	All enrolled students who have completed all nonclinical courses, 2014-15						2			
	Other enrolled students, 2014-15						23	18	78%	164
	All program completers, 2014-15	4				157	18	17	94%	173
	All program completers, 2013-14	1				157	12	12	100%	175
	All program completers, 2012-13						10	10	100%	166
BIOLOGY CONTENT ESSAYS (DISCONTINUED) (0233) Test Company: ETS Score Range: 100-200	All enrolled students who have completed all nonclinical courses, 2014-15						1			
	Other enrolled students, 2014-15						4			
	All program completers, 2014-15						2			
	All program completers, 2013-14						5			
	All program completers, 2012-13	2					146	27	21	78%

Single Assessment Institution-Level Pass Rate Data: Alternative Teacher Preparation Program Within IHE



**HEOA - Title II
2014 - 2015 Academic Year**

Institution Name	LIPSCOMB UNIVERSITY
Institution Code	1161
State	Tennessee

February 26, 2016

Assessment Information ¹	Group	Number Taking Assessment	Number Passing Assessment	Institutional Pass Rate	Institutional Average Scaled Score	Assessment Cut Score ²	Statewide			
							Number Taking Assessment	Number Passing Assessment	Statewide Pass Rate	Statewide Average Scaled Score
BIOLOGY CONTENT KNOWLEDGE (0235) Test Company: ETS Score Range: 100-200	All enrolled students who have completed all nonclinical courses, 2014-15						6			
	Other enrolled students, 2014-15	2				148	31	28	90%	162
	All program completers, 2014-15	8				148	23	23	100%	161
	All program completers, 2013-14	10	10	100%	173	148	23	23	100%	167
	All program completers, 2012-13	2				148	37	37	100%	163
BUSINESS ED CONTENT KNOWLEDGE (5101) Test Company: ETS Score Range: 100-200	All enrolled students who have completed all nonclinical courses, 2014-15						4			
	Other enrolled students, 2014-15						13	13	100%	169
	All program completers, 2014-15						8			
	All program completers, 2013-14						9			
	All program completers, 2012-13						6			
CHEMISTRY CONTENT KNOWLEDGE (0245) Test Company: ETS Score Range: 100-200	All enrolled students who have completed all nonclinical courses, 2014-15						3			
	Other enrolled students, 2014-15	2				152	22	18	82%	165
	All program completers, 2014-15	9				152	17	16	94%	167
	All program completers, 2013-14	4				152	21	21	100%	172
	All program completers, 2012-13						9			
EARTH AND SPACE SCIENCES - CK (5571) Test Company: ETS Score Range: 100-200	All enrolled students who have completed all nonclinical courses, 2014-15									
	Other enrolled students, 2014-15									
	All program completers, 2014-15									
	All program completers, 2013-14									
	All program completers, 2012-13	1					146	1		

Single Assessment Institution-Level Pass Rate Data: Alternative Teacher Preparation Program Within IHE



**HEOA - Title II
2014 - 2015 Academic Year**

Institution Name	LIPSCOMB UNIVERSITY
Institution Code	1161
State	Tennessee

February 26, 2016

Assessment Information ¹	Group	Number Taking Assessment	Number Passing Assessment	Institutional Pass Rate	Institutional Average Scaled Score	Assessment Cut Score ²	Statewide			
							Number Taking Assessment	Number Passing Assessment	Statewide Pass Rate	Statewide Average Scaled Score
ECONOMICS (DISCONTINUED) (0910) Test Company: ETS Score Range: 250-990	All enrolled students who have completed all nonclinical courses, 2014-15									
	Other enrolled students, 2014-15									
	All program completers, 2014-15									
	All program completers, 2013-14						1			
	All program completers, 2012-13						1			
ECONOMICS (5911) Test Company: ETS Score Range: 100-200	All enrolled students who have completed all nonclinical courses, 2014-15						1			
	Other enrolled students, 2014-15						2			
	All program completers, 2014-15						1			
	All program completers, 2013-14	1				150	1			
	All program completers, 2012-13									
EDUCATION OF YOUNG CHILDREN (DISCONTINUED) (5021) Test Company: ETS Score Range: 100-200	All enrolled students who have completed all nonclinical courses, 2014-15									
	Other enrolled students, 2014-15									
	All program completers, 2014-15						3			
	All program completers, 2013-14	1				155	6			
	All program completers, 2012-13						9			
EDUCATION OF YOUNG CHILDREN (5024) Test Company: ETS Score Range: 100-200	All enrolled students who have completed all nonclinical courses, 2014-15						1			
	Other enrolled students, 2014-15						1			
	All program completers, 2014-15									
	All program completers, 2013-14									
	All program completers, 2012-13									

Single Assessment Institution-Level Pass Rate Data: Alternative Teacher Preparation Program Within IHE



**HEOA - Title II
2014 - 2015 Academic Year**

Institution Name	LIPSCOMB UNIVERSITY
Institution Code	1161
State	Tennessee

February 26, 2016

Assessment Information ¹	Group	Number Taking Assessment	Number Passing Assessment	Institutional Pass Rate	Institutional Average Scaled Score	Assessment Cut Score ²	Statewide			
							Number Taking Assessment	Number Passing Assessment	Statewide Pass Rate	Statewide Average Scaled Score
ELEM ED CONTENT KNOWLEDGE (DISCONTINUED) (5014) Test Company: ETS Score Range: 100-200	All enrolled students who have completed all nonclinical courses, 2014-15						10	10	100%	160
	Other enrolled students, 2014-15	11	11	100%	168	140	31	30	97%	159
	All program completers, 2014-15	28	28	100%	172	140	48	48	100%	170
	All program completers, 2013-14	43	43	100%	178	140	76	75	99%	169
	All program completers, 2012-13	13	13	100%	168	140	41	41	100%	160
ELEM ED CONTENT KNOWLEDGE (5018) Test Company: ETS Score Range: 100-200	All enrolled students who have completed all nonclinical courses, 2014-15	2				163	4			
	Other enrolled students, 2014-15	1				163	13	8	62%	167
	All program completers, 2014-15						2			
	All program completers, 2013-14									
	All program completers, 2012-13						1			
ELEM ED CURR INSTRUC ASSESSMENT (DISC) (0011) Test Company: ETS Score Range: 100-200	All enrolled students who have completed all nonclinical courses, 2014-15						2			
	Other enrolled students, 2014-15	3				159	9			
	All program completers, 2014-15	11	10	91%	181	159	25	24	96%	176
	All program completers, 2013-14	41	41	100%	184	159	69	68	99%	180
	All program completers, 2012-13	13	13	100%	181	159	40	39	98%	175
ELEM ED CURR INSTRUC ASSESSMENT (5017) Test Company: ETS Score Range: 100-200	All enrolled students who have completed all nonclinical courses, 2014-15	1				153	6			
	Other enrolled students, 2014-15	3				153	9			
	All program completers, 2014-15	17	17	100%	177	153	21	21	100%	177
	All program completers, 2013-14						1			
	All program completers, 2012-13									

Single Assessment Institution-Level Pass Rate Data: Alternative Teacher Preparation Program Within IHE



**HEOA - Title II
2014 - 2015 Academic Year**

Institution Name	LIPSCOMB UNIVERSITY
Institution Code	1161
State	Tennessee

February 26, 2016

Assessment Information ¹	Group	Number Taking Assessment	Number Passing Assessment	Institutional Pass Rate	Institutional Average Scaled Score	Assessment Cut Score ²	Statewide			
							Number Taking Assessment	Number Passing Assessment	Statewide Pass Rate	Statewide Average Scaled Score
ENG LANG LIT COMP CONTENT KNOWLEDGE (DISC) (0041) Test Company: ETS Score Range: 100-200	All enrolled students who have completed all nonclinical courses, 2014-15						2			
	Other enrolled students, 2014-15	1				157	16	14	88%	173
	All program completers, 2014-15	1				157	19	19	100%	174
	All program completers, 2013-14	12	12	100%	177	157	48	47	98%	174
	All program completers, 2012-13	6				157	31	31	100%	174
ENGLISH LANGUAGE ARTS: CK (5038) Test Company: ETS Score Range: 100-200	All enrolled students who have completed all nonclinical courses, 2014-15						10	10	100%	177
	Other enrolled students, 2014-15	4				167	24	19	79%	175
	All program completers, 2014-15	10	10	100%	184	167	22	22	100%	179
	All program completers, 2013-14	1				167	3			
	All program completers, 2012-13									
ENGLISH TO SPEAKERS OF OTHER LANGUAGES (5361) Test Company: ETS Score Range: 100-200	All enrolled students who have completed all nonclinical courses, 2014-15						3			
	Other enrolled students, 2014-15	5				143	14	14	100%	162
	All program completers, 2014-15	23	23	100%	160	143	29	29	100%	159
	All program completers, 2013-14	36	36	100%	162	143	41	41	100%	161
	All program completers, 2012-13	9				156	11	11	100%	157
FAMILY AND CONSUMER SCIENCES (DISCONTINUED 2) (5121) Test Company: ETS Score Range: 100-200	All enrolled students who have completed all nonclinical courses, 2014-15						2			
	Other enrolled students, 2014-15						1			
	All program completers, 2014-15						1			
	All program completers, 2013-14						8			
	All program completers, 2012-13						5			

Single Assessment Institution-Level Pass Rate Data: Alternative Teacher Preparation Program Within IHE




**HEOA - Title II
2014 - 2015 Academic Year**

Institution Name	LIPSCOMB UNIVERSITY
Institution Code	1161
State	Tennessee

February 26, 2016

Assessment Information ¹	Group	Number Taking Assessment	Number Passing Assessment	Institutional Pass Rate	Institutional Average Scaled Score	Assessment Cut Score ²	Statewide			
							Number Taking Assessment	Number Passing Assessment	Statewide Pass Rate	Statewide Average Scaled Score
FAMILY AND CONSUMER SCIENCES (5122) Test Company: ETS Score Range: 100-200	All enrolled students who have completed all nonclinical courses, 2014-15									
	Other enrolled students, 2014-15						3			
	All program completers, 2014-15									
	All program completers, 2013-14									
	All program completers, 2012-13									
FRENCH WORLD LANGUAGE (5174) Test Company: ETS Score Range: 100-200	All enrolled students who have completed all nonclinical courses, 2014-15									
	Other enrolled students, 2014-15						7			
	All program completers, 2014-15						5			
	All program completers, 2013-14						3			
	All program completers, 2012-13						2			
GEOGRAPHY (5921) Test Company: ETS Score Range: 100-200	All enrolled students who have completed all nonclinical courses, 2014-15									
	Other enrolled students, 2014-15	1				149	1			
	All program completers, 2014-15	1				149	2			
	All program completers, 2013-14	2				149	2			
	All program completers, 2012-13									
GERMAN WORLD LANGUAGE (5183) Test Company: ETS Score Range: 100-200	All enrolled students who have completed all nonclinical courses, 2014-15									
	Other enrolled students, 2014-15						2			
	All program completers, 2014-15									
	All program completers, 2013-14						1			
	All program completers, 2012-13	1				157	1			

Single Assessment Institution-Level Pass Rate Data: Alternative Teacher Preparation Program Within IHE

	HEOA - Title II 2014 - 2015 Academic Year	
	Institution Name	LIPSCOMB UNIVERSITY
	Institution Code	1161
	State	Tennessee

February 26, 2016

Assessment Information ¹	Group	Number Taking Assessment	Number Passing Assessment	Institutional Pass Rate	Institutional Average Scaled Score	Assessment Cut Score ²	Statewide			
							Number Taking Assessment	Number Passing Assessment	Statewide Pass Rate	Statewide Average Scaled Score
GOVERNMENT POLITICAL SCIENCE (DISCONTINUED) (0930) Test Company: ETS Score Range: 250-990	All enrolled students who have completed all nonclinical courses, 2014-15									
	Other enrolled students, 2014-15						2			
	All program completers, 2014-15									
	All program completers, 2013-14							1		
	All program completers, 2012-13							5		
GOVERNMENT POLITICAL SCIENCE (5931) Test Company: ETS Score Range: 100-200	All enrolled students who have completed all nonclinical courses, 2014-15						1			
	Other enrolled students, 2014-15						1			
	All program completers, 2014-15						1			
	All program completers, 2013-14	1				149	1			
	All program completers, 2012-13									
HEALTH EDUCATION (DISCONTINUED) (5550) Test Company: ETS Score Range: 250-990	All enrolled students who have completed all nonclinical courses, 2014-15									
	Other enrolled students, 2014-15						2			
	All program completers, 2014-15									
	All program completers, 2013-14						1			
	All program completers, 2012-13	1				570	2			
HEALTH EDUCATION (5551) Test Company: ETS Score Range: 100-200	All enrolled students who have completed all nonclinical courses, 2014-15						1			
	Other enrolled students, 2014-15						2			
	All program completers, 2014-15									
	All program completers, 2013-14									
	All program completers, 2012-13									

Single Assessment Institution-Level Pass Rate Data: Alternative Teacher Preparation Program Within IHE



**HEOA - Title II
2014 - 2015 Academic Year**

Institution Name	LIPSCOMB UNIVERSITY
Institution Code	1161
State	Tennessee

February 26, 2016

Assessment Information ¹	Group	Number Taking Assessment	Number Passing Assessment	Institutional Pass Rate	Institutional Average Scaled Score	Assessment Cut Score ²	Statewide			
							Number Taking Assessment	Number Passing Assessment	Statewide Pass Rate	Statewide Average Scaled Score
LATIN (DISCONTINUED) (0600) Test Company: ETS Score Range: 250-990	All enrolled students who have completed all nonclinical courses, 2014-15									
	Other enrolled students, 2014-15									
	All program completers, 2014-15									
	All program completers, 2013-14						1			
	All program completers, 2012-13						1			
LATIN (5601) Test Company: ETS Score Range: 100-200	All enrolled students who have completed all nonclinical courses, 2014-15									
	Other enrolled students, 2014-15						2			
	All program completers, 2014-15									
	All program completers, 2013-14	1				141	2			
	All program completers, 2012-13									
MARKETING EDUCATION (5561) Test Company: ETS Score Range: 100-200	All enrolled students who have completed all nonclinical courses, 2014-15						2			
	Other enrolled students, 2014-15						1			
	All program completers, 2014-15									
	All program completers, 2013-14						2			
	All program completers, 2012-13						2			
MATHEMATICS CONTENT KNOWLEDGE (DISC) (0061) Test Company: ETS Score Range: 100-200	All enrolled students who have completed all nonclinical courses, 2014-15						1			
	Other enrolled students, 2014-15						28	23	82%	145
	All program completers, 2014-15	2				136	17	17	100%	155
	All program completers, 2013-14	16	15	94%	150	136	49	46	94%	152
	All program completers, 2012-13	6				136	47	47	100%	151

Single Assessment Institution-Level Pass Rate Data: Alternative Teacher Preparation Program Within IHE



**HEOA - Title II
2014 - 2015 Academic Year**

Institution Name	LIPSCOMB UNIVERSITY
Institution Code	1161
State	Tennessee

February 26, 2016

Assessment Information ¹	Group	Number Taking Assessment	Number Passing Assessment	Institutional Pass Rate	Institutional Average Scaled Score	Assessment Cut Score ²	Statewide			
							Number Taking Assessment	Number Passing Assessment	Statewide Pass Rate	Statewide Average Scaled Score
MATHEMATICS CONTENT KNOWLEDGE (5161) Test Company: ETS Score Range: 100-200	All enrolled students who have completed all nonclinical courses, 2014-15						5			
	Other enrolled students, 2014-15	4				160	40	19	48%	152
	All program completers, 2014-15	7				160	13	11	85%	170
	All program completers, 2013-14						4			
	All program completers, 2012-13						2			
MIDDLE SCHOOL CONTENT KNOWLEDGE (5146) Test Company: ETS Score Range: 100-200	All enrolled students who have completed all nonclinical courses, 2014-15						4			
	Other enrolled students, 2014-15	12	12	100%	178	150	40	39	98%	169
	All program completers, 2014-15	54	54	100%	176	150	79	79	100%	173
	All program completers, 2013-14	49	49	100%	176	150	82	82	100%	172
	All program completers, 2012-13	17	17	100%	175	150	51	51	100%	170
MUSIC CONCEPTS AND PROCESSES (DISCONTINUED) (0111) Test Company: ETS Score Range: 100-200	All enrolled students who have completed all nonclinical courses, 2014-15									
	Other enrolled students, 2014-15						2			
	All program completers, 2014-15						1			
	All program completers, 2013-14						5			
	All program completers, 2012-13						6			
MUSIC CONTENT & INSTRUCTION (5114) Test Company: ETS Score Range: 100-200	All enrolled students who have completed all nonclinical courses, 2014-15						2			
	Other enrolled students, 2014-15	1				162	6			
	All program completers, 2014-15						5			
	All program completers, 2013-14						3			
	All program completers, 2012-13						1			

Single Assessment Institution-Level Pass Rate Data: Alternative Teacher Preparation Program Within IHE




**HEOA - Title II
2014 - 2015 Academic Year**

Institution Name	LIPSCOMB UNIVERSITY
Institution Code	1161
State	Tennessee

February 26, 2016

Assessment Information ¹	Group	Number Taking Assessment	Number Passing Assessment	Institutional Pass Rate	Institutional Average Scaled Score	Assessment Cut Score ²	Statewide			
							Number Taking Assessment	Number Passing Assessment	Statewide Pass Rate	Statewide Average Scaled Score
MUSIC CONTENT KNOWLEDGE (0113) Test Company: ETS Score Range: 100-200	All enrolled students who have completed all nonclinical courses, 2014-15									
	Other enrolled students, 2014-15						2			
	All program completers, 2014-15						2			
	All program completers, 2013-14						5			
	All program completers, 2012-13						8			
PHYSICAL ED CONTENT AND DESIGN (5095) Test Company: ETS Score Range: 100-200	All enrolled students who have completed all nonclinical courses, 2014-15						5			
	Other enrolled students, 2014-15	2				164	37	20	54%	162
	All program completers, 2014-15						13	13	100%	168
	All program completers, 2013-14	2				164	12	12	100%	173
	All program completers, 2012-13						13	11	85%	169
PHYSICS CONTENT KNOWLEDGE (5265) Test Company: ETS Score Range: 100-200	All enrolled students who have completed all nonclinical courses, 2014-15									
	Other enrolled students, 2014-15						7			
	All program completers, 2014-15	1				144	3			
	All program completers, 2013-14									
	All program completers, 2012-13						2			
PRINC LEARNING AND TEACHING 5-9 (5623) Test Company: ETS Score Range: 100-200	All enrolled students who have completed all nonclinical courses, 2014-15						6			
	Other enrolled students, 2014-15	6				158	37	34	92%	170
	All program completers, 2014-15	52	52	100%	183	158	77	76	99%	181
	All program completers, 2013-14	46	46	100%	183	158	99	99	100%	179
	All program completers, 2012-13	19	19	100%	180	158	54	54	100%	177

Single Assessment Institution-Level Pass Rate Data: Alternative Teacher Preparation Program Within IHE

	HEOA - Title II 2014 - 2015 Academic Year	
	Institution Name	LIPSCOMB UNIVERSITY
	Institution Code	1161
	State	Tennessee

February 26, 2016

Assessment Information ¹	Group	Number Taking Assessment	Number Passing Assessment	Institutional Pass Rate	Institutional Average Scaled Score	Assessment Cut Score ²	Statewide			
							Number Taking Assessment	Number Passing Assessment	Statewide Pass Rate	Statewide Average Scaled Score
PRINC LEARNING AND TEACHING 7-12 (5624) Test Company: ETS Score Range: 100-200	All enrolled students who have completed all nonclinical courses, 2014-15						24	22	92%	173
	Other enrolled students, 2014-15	5				155	140	129	92%	170
	All program completers, 2014-15	49	49	100%	179	155	184	182	99%	175
	All program completers, 2013-14	51	51	100%	182	155	268	266	99%	176
	All program completers, 2012-13	15	15	100%	183	155	200	195	98%	173
PRINC LEARNING AND TEACHING EARLY CHILD (5621) Test Company: ETS Score Range: 100-200	All enrolled students who have completed all nonclinical courses, 2014-15						1			
	Other enrolled students, 2014-15						3			
	All program completers, 2014-15						5			
	All program completers, 2013-14	2				155	16	16	100%	169
	All program completers, 2012-13						9			
PRINC LEARNING AND TEACHING K-6 (5622) Test Company: ETS Score Range: 100-200	All enrolled students who have completed all nonclinical courses, 2014-15						7			
	Other enrolled students, 2014-15	4				158	56	46	82%	168
	All program completers, 2014-15	37	37	100%	179	158	93	92	99%	176
	All program completers, 2013-14	51	51	100%	181	158	124	123	99%	176
	All program completers, 2012-13	15	15	100%	180	158	70	70	100%	175
PSYCHOLOGY (DISCONTINUED) (0390) Test Company: ETS Score Range: 250-990	All enrolled students who have completed all nonclinical courses, 2014-15									
	Other enrolled students, 2014-15									
	All program completers, 2014-15									
	All program completers, 2013-14						1			
	All program completers, 2012-13						2			

Single Assessment Institution-Level Pass Rate Data: Alternative Teacher Preparation Program Within IHE




**HEOA - Title II
2014 - 2015 Academic Year**

Institution Name	LIPSCOMB UNIVERSITY
Institution Code	1161
State	Tennessee

February 26, 2016

Assessment Information ¹	Group	Number Taking Assessment	Number Passing Assessment	Institutional Pass Rate	Institutional Average Scaled Score	Assessment Cut Score ²	Statewide			
							Number Taking Assessment	Number Passing Assessment	Statewide Pass Rate	Statewide Average Scaled Score
PSYCHOLOGY (5391) Test Company: ETS Score Range: 100-200	All enrolled students who have completed all nonclinical courses, 2014-15									
	Other enrolled students, 2014-15						3			
	All program completers, 2014-15	2				154	2			
	All program completers, 2013-14									
	All program completers, 2012-13									
READING ACROSS CURRICULUM ELEM (5201) Test Company: ETS Score Range: 100-200	All enrolled students who have completed all nonclinical courses, 2014-15						2			
	Other enrolled students, 2014-15	2				151	24	21	88%	161
	All program completers, 2014-15	7				151	19	19	100%	169
	All program completers, 2013-14	47	47	100%	178	151	143	142	99%	170
	All program completers, 2012-13	37	37	100%	176	151	158	158	100%	169
SE CK AND MILD TO MODERATE APPL (5543) Test Company: ETS Score Range: 100-200	All enrolled students who have completed all nonclinical courses, 2014-15						5			
	Other enrolled students, 2014-15	9				153	92	84	91%	164
	All program completers, 2014-15	19	19	100%	173	153	46	46	100%	171
	All program completers, 2013-14	11	11	100%	179	153	98	97	99%	169
	All program completers, 2012-13	8				153	70	70	100%	170
SE CK AND SEVERE TO PROF APPL (5545) Test Company: ETS Score Range: 100-200	All enrolled students who have completed all nonclinical courses, 2014-15									
	Other enrolled students, 2014-15						14	14	100%	174
	All program completers, 2014-15	1				153	11	11	100%	174
	All program completers, 2013-14						17	17	100%	175
	All program completers, 2012-13						8			

Single Assessment Institution-Level Pass Rate Data: Alternative Teacher Preparation Program Within IHE

	HEOA - Title II 2014 - 2015 Academic Year	
	Institution Name	LIPSCOMB UNIVERSITY
	Institution Code	1161
	State	Tennessee

February 26, 2016

Assessment Information ¹	Group	Number Taking Assessment	Number Passing Assessment	Institutional Pass Rate	Institutional Average Scaled Score	Assessment Cut Score ²	Statewide			
							Number Taking Assessment	Number Passing Assessment	Statewide Pass Rate	Statewide Average Scaled Score
SE CORE KNOWLEDGE & APPLICATIONS (5354) Test Company: ETS Score Range: 100-200	All enrolled students who have completed all nonclinical courses, 2014-15									
	Other enrolled students, 2014-15						3			
	All program completers, 2014-15									
	All program completers, 2013-14							2		
	All program completers, 2012-13							1		
SE TEACHING STU WVISUAL IMPAIRMENT (5282) Test Company: ETS Score Range: 100-200	All enrolled students who have completed all nonclinical courses, 2014-15									
	Other enrolled students, 2014-15							1		
	All program completers, 2014-15									
	All program completers, 2013-14									
	All program completers, 2012-13									
SE: PRESCHOOL EARLY CHILDHOOD (5691) Test Company: ETS Score Range: 100-200	All enrolled students who have completed all nonclinical courses, 2014-15									
	Other enrolled students, 2014-15							3		
	All program completers, 2014-15									
	All program completers, 2013-14							1		
	All program completers, 2012-13							1		
SOCIOLOGY (DISCONTINUED) (0950) Test Company: ETS Score Range: 250-990	All enrolled students who have completed all nonclinical courses, 2014-15							1		
	Other enrolled students, 2014-15									
	All program completers, 2014-15	1				540		1		
	All program completers, 2013-14									
	All program completers, 2012-13							2		

Single Assessment Institution-Level Pass Rate Data: Alternative Teacher Preparation Program Within IHE




**HEOA - Title II
2014 - 2015 Academic Year**

Institution Name	LIPSCOMB UNIVERSITY
Institution Code	1161
State	Tennessee

February 26, 2016

Assessment Information ¹	Group	Number Taking Assessment	Number Passing Assessment	Institutional Pass Rate	Institutional Average Scaled Score	Assessment Cut Score ²	Statewide			
							Number Taking Assessment	Number Passing Assessment	Statewide Pass Rate	Statewide Average Scaled Score
SPANISH WORLD LANGUAGE (5195) Test Company: ETS Score Range: 100-200	All enrolled students who have completed all nonclinical courses, 2014-15									
	Other enrolled students, 2014-15	2				163	41	30	73%	169
	All program completers, 2014-15	7				163	24	23	96%	180
	All program completers, 2013-14	8				163	28	26	93%	175
	All program completers, 2012-13						19	16	84%	167
SPECIAL ED PRESCHOOLEARLY CHILD (0690) Test Company: ETS Score Range: 250-990	All enrolled students who have completed all nonclinical courses, 2014-15									
	Other enrolled students, 2014-15									
	All program completers, 2014-15									
	All program completers, 2013-14						1			
	All program completers, 2012-13									
SPEECH COMMUNICATION: CK (5221) Test Company: ETS Score Range: 100-200	All enrolled students who have completed all nonclinical courses, 2014-15						1			
	Other enrolled students, 2014-15									
	All program completers, 2014-15						1			
	All program completers, 2013-14									
	All program completers, 2012-13						1			
TEACHING READING: ELEM EDUCATION (5203) Test Company: ETS Score Range: 100-200	All enrolled students who have completed all nonclinical courses, 2014-15	2				162	16	13	81%	169
	Other enrolled students, 2014-15	16	14	88%	175	162	95	71	75%	168
	All program completers, 2014-15	91	91	100%	178	162	148	147	99%	176
	All program completers, 2013-14	49	49	100%	182	162	106	102	96%	176
	All program completers, 2012-13						8			

Single Assessment Institution-Level Pass Rate Data: Alternative Teacher Preparation Program Within IHE

	HEOA - Title II 2014 - 2015 Academic Year	
	Institution Name	LIPSCOMB UNIVERSITY
	Institution Code	1161
	State	Tennessee

February 26, 2016


Assessment Information ¹	Group	Number Taking Assessment	Number Passing Assessment	Institutional Pass Rate	Institutional Average Scaled Score	Assessment Cut Score ²	Statewide			
							Number Taking Assessment	Number Passing Assessment	Statewide Pass Rate	Statewide Average Scaled Score
THEATRE (DISCONTINUED) (0640) Test Company: ETS Score Range: 250-990	All enrolled students who have completed all nonclinical courses, 2014-15						1			
	Other enrolled students, 2014-15						1			
	All program completers, 2014-15						1			
	All program completers, 2013-14						2			
	All program completers, 2012-13						3			
THEATRE (5641) Test Company: ETS Score Range: 0-200	All enrolled students who have completed all nonclinical courses, 2014-15						1			
	Other enrolled students, 2014-15	2				159	3			
	All program completers, 2014-15	1				159	4			
	All program completers, 2013-14						1			
	All program completers, 2012-13						1			
WORLD AND U.S. HISTORY CK (5941) Test Company: ETS Score Range: 100-200	All enrolled students who have completed all nonclinical courses, 2014-15						9			
	Other enrolled students, 2014-15	2				136	20	18	90%	156
	All program completers, 2014-15	4				136	21	20	95%	154
	All program completers, 2013-14	5				136	22	22	100%	169
	All program completers, 2012-13	3				136	19	19	100%	156

Note: In cases where there are less than ten students taking the assessment or license/certificate, the number passing and pass rate are not reported.

¹Tests with multiple delivery options (computer, paper, etc.) will be noted with the assessment code for one format only.

²Cut scores may vary for groups depending upon when the cut scores are established by the state and when each group completed their teacher certification or licensure assessment.

Summary Institution-Level Pass Rate Data: Traditional Teacher Preparation Program Within IHE

		HEOA - Title II 2014 - 2015 Academic Year				
Institution Name		LIPSCOMB UNIVERSITY				
Institution Code		1161				
State		Tennessee				
						February 26, 2016
				Statewide		
Group	Number Taking Assessment¹	Number Passing Assessment²	Institutional Pass Rate	Number Taking Assessment¹	Number Passing Assessment²	Statewide Pass Rate
All program completers, 2014-15	92	92	100%	2666	2580	97%
All program completers, 2013-14	114	111	97%	3145	3072	98%
All program completers, 2012-13	97	95	98%	3505	3434	98%

Note: In cases where there are less than ten students taking the assessment or license/certificate, the number passing and pass rate are not reported.

¹ Number of completers taking one or more assessments within their area of specialization.

² Summary level "Number Taking Assessment" may differ from assessment level "Number Taking Assessment" because each student is counted once at the summary level but may be counted in multiple assessments at the assessment level.

Single Assessment Institution-Level Pass Rate Data: Traditional Teacher Preparation Program Within IHE



**HEOA - Title II
2014 - 2015 Academic Year**

Institution Name	LIPSCOMB UNIVERSITY
Institution Code	1161
State	Tennessee

February 26, 2016

Assessment Information ¹	Group	Number Taking Assessment	Number Passing Assessment	Institutional Pass Rate	Institutional Average Scaled Score	Assessment Cut Score ²	Statewide			
							Number Taking Assessment	Number Passing Assessment	Statewide Pass Rate	Statewide Average Scaled Score
AGRICULTURE (DISCONTINUED) (0700) Test Company: ETS Score Range: 250-990	All enrolled students who have completed all nonclinical courses, 2014-15									
	Other enrolled students, 2014-15						1			
	All program completers, 2014-15						5			
	All program completers, 2013-14						13	8	62%	541
	All program completers, 2012-13						11	10	91%	566
AGRICULTURE (5701) Test Company: ETS Score Range: 100-200	All enrolled students who have completed all nonclinical courses, 2014-15						1			
	Other enrolled students, 2014-15						10	10	100%	171
	All program completers, 2014-15						12	12	100%	168
	All program completers, 2013-14									
	All program completers, 2012-13									
ART CONTENT AND ANALYSIS (5135) Test Company: ETS Score Range: 100-200	All enrolled students who have completed all nonclinical courses, 2014-15	1				157	9			
	Other enrolled students, 2014-15	1				157	29	23	79%	164
	All program completers, 2014-15	2				157	53	51	96%	171
	All program completers, 2013-14	2				157	66	66	100%	171
	All program completers, 2012-13	1				157	64	64	100%	169
BIOLOGY CONTENT ESSAYS (DISCONTINUED) (0233) Test Company: ETS Score Range: 100-200	All enrolled students who have completed all nonclinical courses, 2014-15									
	Other enrolled students, 2014-15						3			
	All program completers, 2014-15						1			
	All program completers, 2013-14						5			
	All program completers, 2012-13	1					146	33	23	70%

Single Assessment Institution-Level Pass Rate Data: Traditional Teacher Preparation Program Within IHE



**HEOA - Title II
2014 - 2015 Academic Year**

Institution Name	LIPSCOMB UNIVERSITY
Institution Code	1161
State	Tennessee

February 26, 2016

Assessment Information ¹	Group	Number Taking Assessment	Number Passing Assessment	Institutional Pass Rate	Institutional Average Scaled Score	Assessment Cut Score ²	Statewide			
							Number Taking Assessment	Number Passing Assessment	Statewide Pass Rate	Statewide Average Scaled Score
BIOLOGY CONTENT KNOWLEDGE (0235) Test Company: ETS Score Range: 100-200	All enrolled students who have completed all nonclinical courses, 2014-15						13	13	100%	161
	Other enrolled students, 2014-15	5				148	41	37	90%	162
	All program completers, 2014-15						58	58	100%	164
	All program completers, 2013-14	4				148	55	55	100%	165
	All program completers, 2012-13	3				148	67	65	97%	163
BUSINESS ED CONTENT KNOWLEDGE (5101) Test Company: ETS Score Range: 100-200	All enrolled students who have completed all nonclinical courses, 2014-15						11	11	100%	170
	Other enrolled students, 2014-15						9			
	All program completers, 2014-15						9			
	All program completers, 2013-14						26	26	100%	172
	All program completers, 2012-13						36	36	100%	171
CHEMISTRY CONTENT KNOWLEDGE (0245) Test Company: ETS Score Range: 100-200	All enrolled students who have completed all nonclinical courses, 2014-15	1				152	3			
	Other enrolled students, 2014-15	1				152	11	9	82%	164
	All program completers, 2014-15						15	14	93%	163
	All program completers, 2013-14	1				152	11	11	100%	160
	All program completers, 2012-13						8			
EARTH AND SPACE SCIENCES - CK (5571) Test Company: ETS Score Range: 100-200	All enrolled students who have completed all nonclinical courses, 2014-15									
	Other enrolled students, 2014-15						3			
	All program completers, 2014-15						2			
	All program completers, 2013-14						4			
	All program completers, 2012-13						2			

Single Assessment Institution-Level Pass Rate Data: Traditional Teacher Preparation Program Within IHE



**HEOA - Title II
2014 - 2015 Academic Year**

Institution Name	LIPSCOMB UNIVERSITY
Institution Code	1161
State	Tennessee

February 26, 2016

Assessment Information ¹	Group	Number Taking Assessment	Number Passing Assessment	Institutional Pass Rate	Institutional Average Scaled Score	Assessment Cut Score ²	Statewide			
							Number Taking Assessment	Number Passing Assessment	Statewide Pass Rate	Statewide Average Scaled Score
ECONOMICS (DISCONTINUED) (0910) Test Company: ETS Score Range: 250-990	All enrolled students who have completed all nonclinical courses, 2014-15									
	Other enrolled students, 2014-15						3			
	All program completers, 2014-15									
	All program completers, 2013-14									
	All program completers, 2012-13									
ECONOMICS (5911) Test Company: ETS Score Range: 100-200	All enrolled students who have completed all nonclinical courses, 2014-15									
	Other enrolled students, 2014-15						1			
	All program completers, 2014-15						2			
	All program completers, 2013-14									
	All program completers, 2012-13						2			
ED OF DEAF AND HARD OF HEARING (5272) Test Company: ETS Score Range: 100-200	All enrolled students who have completed all nonclinical courses, 2014-15									
	Other enrolled students, 2014-15									
	All program completers, 2014-15						6			
	All program completers, 2013-14						7			
	All program completers, 2012-13						9			
EDUCATION OF YOUNG CHILDREN (DISCONTINUED) (5021) Test Company: ETS Score Range: 100-200	All enrolled students who have completed all nonclinical courses, 2014-15						15	15	100%	174
	Other enrolled students, 2014-15						23	23	100%	180
	All program completers, 2014-15	1				155	172	172	100%	182
	All program completers, 2013-14	1				155	187	186	99%	182
	All program completers, 2012-13	1				155	292	292	100%	183

Single Assessment Institution-Level Pass Rate Data: Traditional Teacher Preparation Program Within IHE



**HEOA - Title II
2014 - 2015 Academic Year**

Institution Name	LIPSCOMB UNIVERSITY
Institution Code	1161
State	Tennessee

February 26, 2016

Assessment Information ¹	Group	Number Taking Assessment	Number Passing Assessment	Institutional Pass Rate	Institutional Average Scaled Score	Assessment Cut Score ²	Statewide			
							Number Taking Assessment	Number Passing Assessment	Statewide Pass Rate	Statewide Average Scaled Score
EDUCATION OF YOUNG CHILDREN (5024) Test Company: ETS Score Range: 100-200	All enrolled students who have completed all nonclinical courses, 2014-15						58	55	95%	172
	Other enrolled students, 2014-15	2				160	91	77	85%	169
	All program completers, 2014-15	1				160	75	75	100%	176
	All program completers, 2013-14						2			
	All program completers, 2012-13									
ELEM ED CONTENT KNOWLEDGE (DISCONTINUED) (5014) Test Company: ETS Score Range: 100-200	All enrolled students who have completed all nonclinical courses, 2014-15	9				140	111	110	99%	161
	Other enrolled students, 2014-15	9				140	227	219	96%	161
	All program completers, 2014-15	48	48	100%	168	140	1080	1076	100%	164
	All program completers, 2013-14	61	61	100%	169	140	1612	1608	100%	165
	All program completers, 2012-13	50	50	100%	162	140	1827	1822	100%	165
ELEM ED CONTENT KNOWLEDGE (5018) Test Company: ETS Score Range: 100-200	All enrolled students who have completed all nonclinical courses, 2014-15	7				163	185	166	90%	172
	Other enrolled students, 2014-15	44	35	80%	173	163	602	477	79%	170
	All program completers, 2014-15	3				163	280	260	93%	175
	All program completers, 2013-14						4			
	All program completers, 2012-13						5			
ELEM ED CURR INSTRUC ASSESSMENT (DISC) (0011) Test Company: ETS Score Range: 100-200	All enrolled students who have completed all nonclinical courses, 2014-15						28	27	96%	175
	Other enrolled students, 2014-15	1				159	60	51	85%	172
	All program completers, 2014-15	29	29	100%	178	159	624	623	100%	176
	All program completers, 2013-14	57	57	100%	181	159	1383	1378	100%	177
	All program completers, 2012-13	49	49	100%	175	159	1558	1550	99%	177

Single Assessment Institution-Level Pass Rate Data: Traditional Teacher Preparation Program Within IHE



**HEOA - Title II
2014 - 2015 Academic Year**

Institution Name	LIPSCOMB UNIVERSITY
Institution Code	1161
State	Tennessee

February 26, 2016

Assessment Information ¹	Group	Number Taking Assessment	Number Passing Assessment	Institutional Pass Rate	Institutional Average Scaled Score	Assessment Cut Score ²	Statewide			
							Number Taking Assessment	Number Passing Assessment	Statewide Pass Rate	Statewide Average Scaled Score
ELEM ED CURR INSTRUC ASSESSMENT (5017) Test Company: ETS Score Range: 100-200	All enrolled students who have completed all nonclinical courses, 2014-15	15	15	100%	173	153	169	165	98%	170
	Other enrolled students, 2014-15	17	14	82%	170	153	277	258	93%	171
	All program completers, 2014-15	20	20	100%	179	153	530	522	98%	173
	All program completers, 2013-14						5			
	All program completers, 2012-13						5			
ENG LANG LIT COMP CONTENT KNOWLEDGE (DISC) (0041) Test Company: ETS Score Range: 100-200	All enrolled students who have completed all nonclinical courses, 2014-15						3			
	Other enrolled students, 2014-15						16	13	81%	171
	All program completers, 2014-15	2				157	18	18	100%	183
	All program completers, 2013-14	5				157	109	109	100%	178
	All program completers, 2012-13	4				157	225	225	100%	179
ENGLISH LANGUAGE ARTS: CK (5038) Test Company: ETS Score Range: 100-200	All enrolled students who have completed all nonclinical courses, 2014-15	5				167	47	47	100%	182
	Other enrolled students, 2014-15	6				167	78	71	91%	179
	All program completers, 2014-15	5				167	168	166	99%	182
	All program completers, 2013-14	1				167	77	75	97%	182
	All program completers, 2012-13									
ENGLISH TO SPEAKERS OF OTHER LANGUAGES (5361) Test Company: ETS Score Range: 100-200	All enrolled students who have completed all nonclinical courses, 2014-15	3				143	10	9	90%	159
	Other enrolled students, 2014-15	8				143	29	25	86%	158
	All program completers, 2014-15	28	28	100%	160	143	72	72	100%	162
	All program completers, 2013-14	15	15	100%	160	143	46	46	100%	163
	All program completers, 2012-13	3				156	27	27	100%	164

Single Assessment Institution-Level Pass Rate Data: Traditional Teacher Preparation Program Within IHE



**HEOA - Title II
2014 - 2015 Academic Year**

Institution Name	LIPSCOMB UNIVERSITY
Institution Code	1161
State	Tennessee

February 26, 2016

Assessment Information ¹	Group	Number Taking Assessment	Number Passing Assessment	Institutional Pass Rate	Institutional Average Scaled Score	Assessment Cut Score ²	Statewide			
							Number Taking Assessment	Number Passing Assessment	Statewide Pass Rate	Statewide Average Scaled Score
FAMILY AND CONSUMER SCIENCES (DISCONTINUED 2) (5121) Test Company: ETS Score Range: 100-200	All enrolled students who have completed all nonclinical courses, 2014-15									
	Other enrolled students, 2014-15						2			
	All program completers, 2014-15						3			
	All program completers, 2013-14						14	13	93%	166
	All program completers, 2012-13						15	14	93%	167
FAMILY AND CONSUMER SCIENCES (5122) Test Company: ETS Score Range: 100-200	All enrolled students who have completed all nonclinical courses, 2014-15						1			
	Other enrolled students, 2014-15						1			
	All program completers, 2014-15						2			
	All program completers, 2013-14									
	All program completers, 2012-13									
FRENCH WORLD LANGUAGE (5174) Test Company: ETS Score Range: 100-200	All enrolled students who have completed all nonclinical courses, 2014-15	1				156	1			
	Other enrolled students, 2014-15						5			
	All program completers, 2014-15						3			
	All program completers, 2013-14						3			
	All program completers, 2012-13						5			
GEOGRAPHY (5921) Test Company: ETS Score Range: 100-200	All enrolled students who have completed all nonclinical courses, 2014-15						1			
	Other enrolled students, 2014-15	1				149	1			
	All program completers, 2014-15						8			
	All program completers, 2013-14						7			
	All program completers, 2012-13						14	14	100%	172

Single Assessment Institution-Level Pass Rate Data: Traditional Teacher Preparation Program Within IHE



**HEOA - Title II
2014 - 2015 Academic Year**

Institution Name	LIPSCOMB UNIVERSITY
Institution Code	1161
State	Tennessee

February 26, 2016

Assessment Information ¹	Group	Number Taking Assessment	Number Passing Assessment	Institutional Pass Rate	Institutional Average Scaled Score	Assessment Cut Score ²	Statewide			
							Number Taking Assessment	Number Passing Assessment	Statewide Pass Rate	Statewide Average Scaled Score
GERMAN WORLD LANGUAGE (5183) Test Company: ETS Score Range: 100-200	All enrolled students who have completed all nonclinical courses, 2014-15						1			
	Other enrolled students, 2014-15						1			
	All program completers, 2014-15									
	All program completers, 2013-14						1			
	All program completers, 2012-13						6			
GIFTED EDUCATION (DISCONTINUED) (0357) Test Company: ETS Score Range: 100-200	All enrolled students who have completed all nonclinical courses, 2014-15									
	Other enrolled students, 2014-15						1			
	All program completers, 2014-15									
	All program completers, 2013-14									
	All program completers, 2012-13						2			
GIFTED EDUCATION (5358) Test Company: ETS Score Range: 100-200	All enrolled students who have completed all nonclinical courses, 2014-15									
	Other enrolled students, 2014-15									
	All program completers, 2014-15						1			
	All program completers, 2013-14									
	All program completers, 2012-13									
GOVERNMENT POLITICAL SCIENCE (DISCONTINUED) (0930) Test Company: ETS Score Range: 250-990	All enrolled students who have completed all nonclinical courses, 2014-15									
	Other enrolled students, 2014-15									
	All program completers, 2014-15									
	All program completers, 2013-14	2				600	3			
	All program completers, 2012-13	6				600	15	15	100%	707

Single Assessment Institution-Level Pass Rate Data: Traditional Teacher Preparation Program Within IHE



**HEOA - Title II
2014 - 2015 Academic Year**

Institution Name	LIPSCOMB UNIVERSITY
Institution Code	1161
State	Tennessee

February 26, 2016

Assessment Information ¹	Group	Number Taking Assessment	Number Passing Assessment	Institutional Pass Rate	Institutional Average Scaled Score	Assessment Cut Score ²	Statewide			
							Number Taking Assessment	Number Passing Assessment	Statewide Pass Rate	Statewide Average Scaled Score
GOVERNMENT POLITICAL SCIENCE (5931) Test Company: ETS Score Range: 100-200	All enrolled students who have completed all nonclinical courses, 2014-15						1			
	Other enrolled students, 2014-15						7			
	All program completers, 2014-15	1				149	13	13	100%	171
	All program completers, 2013-14	1				149	27	27	100%	175
	All program completers, 2012-13	1				149	13	12	92%	166
HEALTH EDUCATION (DISCONTINUED) (5550) Test Company: ETS Score Range: 250-990	All enrolled students who have completed all nonclinical courses, 2014-15									
	Other enrolled students, 2014-15									
	All program completers, 2014-15						1			
	All program completers, 2013-14	5				570	20	20	100%	678
	All program completers, 2012-13	4				570	39	39	100%	666
HEALTH EDUCATION (5551) Test Company: ETS Score Range: 100-200	All enrolled students who have completed all nonclinical courses, 2014-15	3				144	12	12	100%	162
	Other enrolled students, 2014-15	1				144	8			
	All program completers, 2014-15	3				144	42	42	100%	164
	All program completers, 2013-14	1				144	23	23	100%	166
	All program completers, 2012-13						3			
LATIN (5601) Test Company: ETS Score Range: 100-200	All enrolled students who have completed all nonclinical courses, 2014-15									
	Other enrolled students, 2014-15						5			
	All program completers, 2014-15						2			
	All program completers, 2013-14						2			
	All program completers, 2012-13						2			

Single Assessment Institution-Level Pass Rate Data: Traditional Teacher Preparation Program Within IHE



**HEOA - Title II
2014 - 2015 Academic Year**

Institution Name	LIPSCOMB UNIVERSITY
Institution Code	1161
State	Tennessee

February 26, 2016

Assessment Information ¹	Group	Number Taking Assessment	Number Passing Assessment	Institutional Pass Rate	Institutional Average Scaled Score	Assessment Cut Score ²	Statewide			
							Number Taking Assessment	Number Passing Assessment	Statewide Pass Rate	Statewide Average Scaled Score
MARKETING EDUCATION (5561) Test Company: ETS Score Range: 100-200	All enrolled students who have completed all nonclinical courses, 2014-15									
	Other enrolled students, 2014-15						2			
	All program completers, 2014-15						1			
	All program completers, 2013-14									
	All program completers, 2012-13						1			
MATHEMATICS CONTENT KNOWLEDGE (DISC) (0061) Test Company: ETS Score Range: 100-200	All enrolled students who have completed all nonclinical courses, 2014-15									
	Other enrolled students, 2014-15						15	9	60%	138
	All program completers, 2014-15						7			
	All program completers, 2013-14	8				136	71	70	99%	155
	All program completers, 2012-13	7				136	120	117	98%	155
MATHEMATICS CONTENT KNOWLEDGE (5161) Test Company: ETS Score Range: 100-200	All enrolled students who have completed all nonclinical courses, 2014-15						9			
	Other enrolled students, 2014-15	6				160	64	32	50%	153
	All program completers, 2014-15	6				160	88	79	90%	170
	All program completers, 2013-14	2				160	41	32	78%	166
	All program completers, 2012-13									
MIDDLE SCHOOL CONTENT KNOWLEDGE (5146) Test Company: ETS Score Range: 100-200	All enrolled students who have completed all nonclinical courses, 2014-15	2				150	43	41	95%	168
	Other enrolled students, 2014-15	11	7	64%	158	150	110	90	82%	163
	All program completers, 2014-15	7				150	234	233	100%	166
	All program completers, 2013-14	10	10	100%	167	150	219	217	99%	164
	All program completers, 2012-13	9				150	260	258	99%	167

Single Assessment Institution-Level Pass Rate Data: Traditional Teacher Preparation Program Within IHE



**HEOA - Title II
2014 - 2015 Academic Year**

Institution Name	LIPSCOMB UNIVERSITY
Institution Code	1161
State	Tennessee

February 26, 2016

Assessment Information ¹	Group	Number Taking Assessment	Number Passing Assessment	Institutional Pass Rate	Institutional Average Scaled Score	Assessment Cut Score ²	Statewide			
							Number Taking Assessment	Number Passing Assessment	Statewide Pass Rate	Statewide Average Scaled Score
MUSIC CONCEPTS AND PROCESSES (DISCONTINUED) (0111) Test Company: ETS Score Range: 100-200	All enrolled students who have completed all nonclinical courses, 2014-15									
	Other enrolled students, 2014-15						2			
	All program completers, 2014-15						1			
	All program completers, 2013-14						4			
	All program completers, 2012-13	2				145	50	50	100%	161
MUSIC CONTENT & INSTRUCTION (5114) Test Company: ETS Score Range: 100-200	All enrolled students who have completed all nonclinical courses, 2014-15	1				162	31	25	81%	166
	Other enrolled students, 2014-15	4				162	85	58	68%	164
	All program completers, 2014-15	2				162	128	120	94%	169
	All program completers, 2013-14						150	141	94%	171
	All program completers, 2012-13	1				162	85	76	89%	168
MUSIC CONTENT KNOWLEDGE (0113) Test Company: ETS Score Range: 100-200	All enrolled students who have completed all nonclinical courses, 2014-15									
	Other enrolled students, 2014-15						3			
	All program completers, 2014-15						2			
	All program completers, 2013-14						4			
	All program completers, 2012-13	2				150	50	50	100%	169
PHYSICAL ED CONTENT AND DESIGN (5095) Test Company: ETS Score Range: 100-200	All enrolled students who have completed all nonclinical courses, 2014-15	2				164	34	30	88%	170
	Other enrolled students, 2014-15	3				164	49	34	69%	166
	All program completers, 2014-15	5				164	106	101	95%	171
	All program completers, 2013-14	6				164	141	136	96%	172
	All program completers, 2012-13	6				164	169	165	98%	171

Single Assessment Institution-Level Pass Rate Data: Traditional Teacher Preparation Program Within IHE



**HEOA - Title II
2014 - 2015 Academic Year**

Institution Name	LIPSCOMB UNIVERSITY
Institution Code	1161
State	Tennessee

February 26, 2016

Assessment Information ¹	Group	Number Taking Assessment	Number Passing Assessment	Institutional Pass Rate	Institutional Average Scaled Score	Assessment Cut Score ²	Statewide			
							Number Taking Assessment	Number Passing Assessment	Statewide Pass Rate	Statewide Average Scaled Score
PHYSICS CONTENT KNOWLEDGE (5265) Test Company: ETS Score Range: 100-200	All enrolled students who have completed all nonclinical courses, 2014-15						1			
	Other enrolled students, 2014-15	1				144	5			
	All program completers, 2014-15						6			
	All program completers, 2013-14						5			
	All program completers, 2012-13						4			
PRINC LEARNING AND TEACHING 5-9 (5623) Test Company: ETS Score Range: 100-200	All enrolled students who have completed all nonclinical courses, 2014-15						35	34	97%	174
	Other enrolled students, 2014-15	1				158	75	68	91%	170
	All program completers, 2014-15	7				158	150	149	99%	174
	All program completers, 2013-14	8				158	221	220	100%	172
	All program completers, 2012-13	8				158	258	255	99%	173
PRINC LEARNING AND TEACHING 7-12 (5624) Test Company: ETS Score Range: 100-200	All enrolled students who have completed all nonclinical courses, 2014-15	11	11	100%	179	155	202	198	98%	174
	Other enrolled students, 2014-15	9				155	254	227	89%	172
	All program completers, 2014-15	27	27	100%	176	155	713	706	99%	175
	All program completers, 2013-14	37	37	100%	176	155	782	781	100%	173
	All program completers, 2012-13	28	28	100%	171	155	895	888	99%	173
PRINC LEARNING AND TEACHING EARLY CHILD (5621) Test Company: ETS Score Range: 100-200	All enrolled students who have completed all nonclinical courses, 2014-15						73	72	99%	170
	Other enrolled students, 2014-15	3				155	123	118	96%	167
	All program completers, 2014-15	4				155	224	224	100%	170
	All program completers, 2013-14	5				155	298	297	100%	170
	All program completers, 2012-13	2				155	290	287	99%	170

Single Assessment Institution-Level Pass Rate Data: Traditional Teacher Preparation Program Within IHE



**HEOA - Title II
2014 - 2015 Academic Year**

Institution Name	LIPSCOMB UNIVERSITY
Institution Code	1161
State	Tennessee

February 26, 2016

Assessment Information ¹	Group	Number Taking Assessment	Number Passing Assessment	Institutional Pass Rate	Institutional Average Scaled Score	Assessment Cut Score ²	Statewide			
							Number Taking Assessment	Number Passing Assessment	Statewide Pass Rate	Statewide Average Scaled Score
PRINC LEARNING AND TEACHING K-6 (5622) Test Company: ETS Score Range: 100-200	All enrolled students who have completed all nonclinical courses, 2014-15	20	18	90%	174	158	257	247	96%	174
	Other enrolled students, 2014-15	13	11	85%	175	158	531	505	95%	175
	All program completers, 2014-15	52	52	100%	178	158	1298	1294	100%	175
	All program completers, 2013-14	63	62	98%	177	158	1544	1537	100%	174
	All program completers, 2012-13	53	52	98%	174	158	1640	1629	99%	174
PSYCHOLOGY (DISCONTINUED) (0390) Test Company: ETS Score Range: 250-990	All enrolled students who have completed all nonclinical courses, 2014-15									
	Other enrolled students, 2014-15						2			
	All program completers, 2014-15									
	All program completers, 2013-14						2			
	All program completers, 2012-13						4			
PSYCHOLOGY (5391) Test Company: ETS Score Range: 100-200	All enrolled students who have completed all nonclinical courses, 2014-15									
	Other enrolled students, 2014-15									
	All program completers, 2014-15						3			
	All program completers, 2013-14						1			
	All program completers, 2012-13									
READING ACROSS CURRICULUM ELEM (5201) Test Company: ETS Score Range: 100-200	All enrolled students who have completed all nonclinical courses, 2014-15						3			
	Other enrolled students, 2014-15	1				151	42	39	93%	166
	All program completers, 2014-15	3				151	77	77	100%	168
	All program completers, 2013-14	39	39	100%	173	151	1146	1145	100%	169
	All program completers, 2012-13	62	62	100%	173	151	2042	2034	100%	169

Single Assessment Institution-Level Pass Rate Data: Traditional Teacher Preparation Program Within IHE



**HEOA - Title II
2014 - 2015 Academic Year**

Institution Name	LIPSCOMB UNIVERSITY
Institution Code	1161
State	Tennessee

February 26, 2016

Assessment Information ¹	Group	Number Taking Assessment	Number Passing Assessment	Institutional Pass Rate	Institutional Average Scaled Score	Assessment Cut Score ²	Statewide			
							Number Taking Assessment	Number Passing Assessment	Statewide Pass Rate	Statewide Average Scaled Score
READING SPECIALIST II (5301) Test Company: ETS Score Range: 100-200	All enrolled students who have completed all nonclinical courses, 2014-15									
	Other enrolled students, 2014-15						1			
	All program completers, 2014-15									
	All program completers, 2013-14									
	All program completers, 2012-13									
SE CK AND MILD TO MODERATE APPL (5543) Test Company: ETS Score Range: 100-200	All enrolled students who have completed all nonclinical courses, 2014-15	2				153	26	26	100%	168
	Other enrolled students, 2014-15	4				153	163	144	88%	165
	All program completers, 2014-15	2				153	185	185	100%	173
	All program completers, 2013-14	6				153	276	275	100%	172
	All program completers, 2012-13	5				153	232	230	99%	170
SE CK AND SEVERE TO PROF APPL (5545) Test Company: ETS Score Range: 100-200	All enrolled students who have completed all nonclinical courses, 2014-15						9			
	Other enrolled students, 2014-15						37	36	97%	178
	All program completers, 2014-15						99	99	100%	176
	All program completers, 2013-14						140	140	100%	177
	All program completers, 2012-13						100	100	100%	177
SE CORE KNOWLEDGE & APPLICATIONS (5354) Test Company: ETS Score Range: 100-200	All enrolled students who have completed all nonclinical courses, 2014-15						31	31	100%	170
	Other enrolled students, 2014-15						24	24	100%	170
	All program completers, 2014-15						90	90	100%	170
	All program completers, 2013-14						92	92	100%	174
	All program completers, 2012-13						80	80	100%	173

Single Assessment Institution-Level Pass Rate Data: Traditional Teacher Preparation Program Within IHE



**HEOA - Title II
2014 - 2015 Academic Year**

Institution Name	LIPSCOMB UNIVERSITY
Institution Code	1161
State	Tennessee

February 26, 2016

Assessment Information ¹	Group	Number Taking Assessment	Number Passing Assessment	Institutional Pass Rate	Institutional Average Scaled Score	Assessment Cut Score ²	Statewide			
							Number Taking Assessment	Number Passing Assessment	Statewide Pass Rate	Statewide Average Scaled Score
SE TEACHING STU WVISUAL IMPAIRMENT (5282) Test Company: ETS Score Range: 100-200	All enrolled students who have completed all nonclinical courses, 2014-15									
	Other enrolled students, 2014-15						3			
	All program completers, 2014-15						2			
	All program completers, 2013-14						2			
	All program completers, 2012-13						1			
SE: PRESCHOOL EARLY CHILDHOOD (5691) Test Company: ETS Score Range: 100-200	All enrolled students who have completed all nonclinical courses, 2014-15						31	31	100%	169
	Other enrolled students, 2014-15						25	20	80%	168
	All program completers, 2014-15						87	87	100%	171
	All program completers, 2013-14						82	82	100%	174
	All program completers, 2012-13						31	31	100%	176
SOCIOLOGY (DISCONTINUED) (0950) Test Company: ETS Score Range: 250-990	All enrolled students who have completed all nonclinical courses, 2014-15									
	Other enrolled students, 2014-15						1			
	All program completers, 2014-15									
	All program completers, 2013-14									
	All program completers, 2012-13									
SPANISH WORLD LANGUAGE (5195) Test Company: ETS Score Range: 100-200	All enrolled students who have completed all nonclinical courses, 2014-15						3			
	Other enrolled students, 2014-15	1				163	11	5	45%	166
	All program completers, 2014-15	3				163	15	14	93%	179
	All program completers, 2013-14	1				163	23	17	74%	169
	All program completers, 2012-13						24	20	83%	168

Single Assessment Institution-Level Pass Rate Data: Traditional Teacher Preparation Program Within IHE



**HEOA - Title II
2014 - 2015 Academic Year**

Institution Name	LIPSCOMB UNIVERSITY
Institution Code	1161
State	Tennessee

February 26, 2016

Assessment Information ¹	Group	Number Taking Assessment	Number Passing Assessment	Institutional Pass Rate	Institutional Average Scaled Score	Assessment Cut Score ²	Statewide			
							Number Taking Assessment	Number Passing Assessment	Statewide Pass Rate	Statewide Average Scaled Score
SPECIAL ED PRESCHOOLEARLY CHILD (0690) Test Company: ETS Score Range: 250-990	All enrolled students who have completed all nonclinical courses, 2014-15									
	Other enrolled students, 2014-15									
	All program completers, 2014-15									
	All program completers, 2013-14						5			
	All program completers, 2012-13						48	47	98%	610
SPEECH COMMUNICATION: CK (5221) Test Company: ETS Score Range: 100-200	All enrolled students who have completed all nonclinical courses, 2014-15									
	Other enrolled students, 2014-15						2			
	All program completers, 2014-15						2			
	All program completers, 2013-14						1			
	All program completers, 2012-13									
SPEECH LANGUAGE PATHOLOGY (DISC) (5330) Test Company: ETS Score Range: 250-990	All enrolled students who have completed all nonclinical courses, 2014-15									
	Other enrolled students, 2014-15									
	All program completers, 2014-15									
	All program completers, 2013-14						12	12	100%	679
	All program completers, 2012-13						17	17	100%	686
SPEECH LANGUAGE PATHOLOGY (5331) Test Company: ETS Score Range: 100-200	All enrolled students who have completed all nonclinical courses, 2014-15									
	Other enrolled students, 2014-15									
	All program completers, 2014-15						14	14	100%	178
	All program completers, 2013-14									
	All program completers, 2012-13									

Single Assessment Institution-Level Pass Rate Data: Traditional Teacher Preparation Program Within IHE



**HEOA - Title II
2014 - 2015 Academic Year**

Institution Name	LIPSCOMB UNIVERSITY
Institution Code	1161
State	Tennessee

February 26, 2016

Assessment Information ¹	Group	Number Taking Assessment	Number Passing Assessment	Institutional Pass Rate	Institutional Average Scaled Score	Assessment Cut Score ²	Statewide			
							Number Taking Assessment	Number Passing Assessment	Statewide Pass Rate	Statewide Average Scaled Score
TEACHING READING: ELEM EDUCATION (5203) Test Company: ETS Score Range: 100-200	All enrolled students who have completed all nonclinical courses, 2014-15	19	19	100%	173	162	329	313	95%	173
	Other enrolled students, 2014-15	42	35	83%	171	162	731	626	86%	172
	All program completers, 2014-15	56	56	100%	176	162	1618	1592	98%	174
	All program completers, 2013-14	33	33	100%	176	162	804	787	98%	175
	All program completers, 2012-13						27	22	81%	168
THEATRE (DISCONTINUED) (0640) Test Company: ETS Score Range: 250-990	All enrolled students who have completed all nonclinical courses, 2014-15									
	Other enrolled students, 2014-15						1			
	All program completers, 2014-15	1				610	1			
	All program completers, 2013-14						1			
THEATRE (5641) Test Company: ETS Score Range: 0-200	All enrolled students who have completed all nonclinical courses, 2014-15						2			
	Other enrolled students, 2014-15	2				159	8			
	All program completers, 2014-15						4			
	All program completers, 2013-14						8			
	All program completers, 2012-13						7			
WORLD AND U.S. HISTORY CK (5941) Test Company: ETS Score Range: 100-200	All enrolled students who have completed all nonclinical courses, 2014-15	1				136	43	43	100%	162
	Other enrolled students, 2014-15	7				136	76	74	97%	161
	All program completers, 2014-15	8				136	178	178	100%	161
	All program completers, 2013-14	11	11	100%	159	136	188	188	100%	161
	All program completers, 2012-13	10	10	100%	157	136	219	218	100%	162

Note: In cases where there are less than ten students taking the assessment or license/certificate, the number passing and pass rate are not reported.

¹Tests with multiple delivery options (computer, paper, etc.) will be noted with the assessment code for one format only.

²Cut scores may vary for groups depending upon when the cut scores are established by the state and when each group completed their teacher certification or licensure assessment.