


Summary Institution-Level Pass Rate Data: *Alternative Teacher Preparation Program Within IHE*


		HEOA - Title II 2013 - 2014 Academic Year				
Institution Name		LIPSCOMB UNIVERSITY				
Institution Code		1161				
State		Tennessee				
<i>February 12, 2015</i>						
				Statewide		
Group	Number Taking Assessment¹	Number Passing Assessment²	Institutional Pass Rate	Number Taking Assessment¹	Number Passing Assessment²	Statewide Pass Rate
All program completers, 2013-14	151	150	99%	544	520	96%
All program completers, 2012-13	54	54	100%	421	392	93%
All program completers, 2011-12	58	57	98%	607	575	95%

Note: In cases where there are less than ten students taking the assessment or license/certificate, the number passing and pass rate are not reported.

¹ Number of completers taking one or more assessments within their area of specialization.

² Summary level "Number Taking Assessment" may differ from assessment level "Number Taking Assessment" because each student is counted once at the summary level but may be counted in multiple assessments at the assessment level.

Single Assessment Institution-Level Pass Rate Data: Alternative Teacher Preparation Program Within IHE

	HEOA - Title II 2013 - 2014 Academic Year
	Institution Name
	Institution Code
	State

LIPSCOMB UNIVERSITY


1161

Tennessee

February 12, 2015

Assessment Information ¹	Group	Number Taking Assessment	Number Passing Assessment	Institutional Pass Rate	Institutional Average Scaled Score	Assessment Cut Score ²	Statewide			
							Number Taking Assessment	Number Passing Assessment	Statewide Pass Rate	Statewide Average Scaled Score
AGRICULTURE (0700) Test Company: ETS Score Range: 250-990	All enrolled students who have completed all nonclinical courses, 2013-14									
	Other enrolled students, 2013-14						4			
	All program completers, 2013-14						5			
	All program completers, 2012-13						4			
	All program completers, 2011-12						8			
ART CONTENT AND ANALYSIS (0135) Test Company: ETS Score Range: 100-200	All enrolled students who have completed all nonclinical courses, 2013-14									
	Other enrolled students, 2013-14	2				157	36	27	75%	167
	All program completers, 2013-14	1				157	12	12	100%	175
	All program completers, 2012-13						10	10	100%	166
	All program completers, 2011-12	1				157	3			
BIOLOGY CONTENT ESSAYS (0233) Test Company: ETS Score Range: 100-200	All enrolled students who have completed all nonclinical courses, 2013-14						1			
	Other enrolled students, 2013-14						8			
	All program completers, 2013-14						5			
	All program completers, 2012-13	2				146	27	21	78%	153
	All program completers, 2011-12	1				146	36	32	89%	155
BIOLOGY CONTENT KNOWLEDGE (0235) Test Company: ETS Score Range: 100-200	All enrolled students who have completed all nonclinical courses, 2013-14						5			
	Other enrolled students, 2013-14	4				148	29	22	76%	157
	All program completers, 2013-14	10	10	100%	173	148	23	23	100%	167
	All program completers, 2012-13	2				148	37	37	100%	163
	All program completers, 2011-12	1				148	43	42	98%	160

Single Assessment Institution-Level Pass Rate Data: Alternative Teacher Preparation Program Within IHE

	HEOA - Title II 2013 - 2014 Academic Year
	Institution Name
	Institution Code
	State

LIPSCOMB UNIVERSITY

1161

Tennessee

February 12, 2015

Assessment Information ¹	Group	Number Taking Assessment	Number Passing Assessment	Institutional Pass Rate	Institutional Average Scaled Score	Assessment Cut Score ²	Statewide			
							Number Taking Assessment	Number Passing Assessment	Statewide Pass Rate	Statewide Average Scaled Score
BUSINESS ED CONTENT KNOWLEDGE (5101) Test Company: ETS Score Range: 100-200	All enrolled students who have completed all nonclinical courses, 2013-14						2			
	Other enrolled students, 2013-14						10	10	100%	172
	All program completers, 2013-14						9			
	All program completers, 2012-13						6			
	All program completers, 2011-12						11	11	100%	169
BUSINESS ED (0100) Test Company: ETS Score Range: 250-990	All enrolled students who have completed all nonclinical courses, 2013-14									
	Other enrolled students, 2013-14									
	All program completers, 2013-14									
	All program completers, 2012-13									
	All program completers, 2011-12						14	14	100%	644
CHEMISTRY CONTENT KNOWLEDGE (0245) Test Company: ETS Score Range: 100-200	All enrolled students who have completed all nonclinical courses, 2013-14						2			
	Other enrolled students, 2013-14	3				152	20	17	85%	163
	All program completers, 2013-14	4				152	21	21	100%	172
	All program completers, 2012-13						9			
	All program completers, 2011-12	1				152	23	21	91%	164
EARTH AND SPACE SCIENCES - CK (5571) Test Company: ETS Score Range: 100-200	All enrolled students who have completed all nonclinical courses, 2013-14									
	Other enrolled students, 2013-14									
	All program completers, 2013-14									
	All program completers, 2012-13	1				146	1			
	All program completers, 2011-12						1			

Single Assessment Institution-Level Pass Rate Data: Alternative Teacher Preparation Program Within IHE




**HEOA - Title II
2013 - 2014 Academic Year**

Institution Name	LIPSCOMB UNIVERSITY
Institution Code	1161
State	Tennessee

February 12, 2015

Assessment Information ¹	Group	Number Taking Assessment	Number Passing Assessment	Institutional Pass Rate	Institutional Average Scaled Score	Assessment Cut Score ²	Statewide			
							Number Taking Assessment	Number Passing Assessment	Statewide Pass Rate	Statewide Average Scaled Score
ECONOMICS (DISCONTINUED) (0910) Test Company: ETS Score Range: 250-990	All enrolled students who have completed all nonclinical courses, 2013-14									
	Other enrolled students, 2013-14									
	All program completers, 2013-14						1			
	All program completers, 2012-13						1			
	All program completers, 2011-12	1				530	7			
ECONOMICS (5911) Test Company: ETS Score Range: 100-200	All enrolled students who have completed all nonclinical courses, 2013-14									
	Other enrolled students, 2013-14	1				150	5			
	All program completers, 2013-14	1				150	1			
	All program completers, 2012-13									
	All program completers, 2011-12									
ED OF EXCEPTIONAL STUDENTS CORE CK(DISCONTINUED) (0353) Test Company: ETS Score Range: 100-200	All enrolled students who have completed all nonclinical courses, 2013-14									
	Other enrolled students, 2013-14									
	All program completers, 2013-14									
	All program completers, 2012-13									
	All program completers, 2011-12						38	38	100%	167
ED OF EXCEPTIONAL STUDENTS MTMD (0542) Test Company: ETS Score Range: 100-200	All enrolled students who have completed all nonclinical courses, 2013-14									
	Other enrolled students, 2013-14									
	All program completers, 2013-14									
	All program completers, 2012-13									
	All program completers, 2011-12	1				164	36	36	100%	177

Single Assessment Institution-Level Pass Rate Data: Alternative Teacher Preparation Program Within IHE

	HEOA - Title II 2013 - 2014 Academic Year
	Institution Name
	Institution Code
	State

LIPSCOMB UNIVERSITY


1161

Tennessee

February 12, 2015

Assessment Information ¹	Group	Number Taking Assessment	Number Passing Assessment	Institutional Pass Rate	Institutional Average Scaled Score	Assessment Cut Score ²	Statewide			
							Number Taking Assessment	Number Passing Assessment	Statewide Pass Rate	Statewide Average Scaled Score
ED OF EXCEPTIONAL STUDENTS STPD (0544) Test Company: ETS Score Range: 100-200	All enrolled students who have completed all nonclinical courses, 2013-14									
	Other enrolled students, 2013-14									
	All program completers, 2013-14									
	All program completers, 2012-13									
	All program completers, 2011-12						1			
EDUCATION OF YOUNG CHILDREN (5021) Test Company: ETS Score Range: 100-200	All enrolled students who have completed all nonclinical courses, 2013-14						1			
	Other enrolled students, 2013-14						1			
	All program completers, 2013-14	1				155	6			
	All program completers, 2012-13						9			
	All program completers, 2011-12						16	16	100%	181
ELEM ED CONTENT KNOWLEDGE (5014) Test Company: ETS Score Range: 100-200	All enrolled students who have completed all nonclinical courses, 2013-14						8			
	Other enrolled students, 2013-14	15	15	100%	176	140	47	42	89%	162
	All program completers, 2013-14	43	43	100%	178	140	76	75	99%	169
	All program completers, 2012-13	13	13	100%	168	140	42	41	98%	159
	All program completers, 2011-12	16	16	100%	180	140	73	70	96%	166
ELEM ED CURR INSTRUC ASSESSMENT (0011) Test Company: ETS Score Range: 100-200	All enrolled students who have completed all nonclinical courses, 2013-14						5			
	Other enrolled students, 2013-14	13	12	92%	180	159	24	21	88%	173
	All program completers, 2013-14	41	41	100%	184	159	69	68	99%	180
	All program completers, 2012-13	13	13	100%	181	159	41	40	98%	175
	All program completers, 2011-12	16	16	100%	186	159	57	57	100%	181


Single Assessment Institution-Level Pass Rate Data: Alternative Teacher Preparation Program Within IHE

	HEOA - Title II 2013 - 2014 Academic Year	
	Institution Name	LIPSCOMB UNIVERSITY
	Institution Code	1161
	State	Tennessee

February 12, 2015

Assessment Information ¹	Group	Number Taking Assessment	Number Passing Assessment	Institutional Pass Rate	Institutional Average Scaled Score	Assessment Cut Score ²	Statewide			
							Number Taking Assessment	Number Passing Assessment	Statewide Pass Rate	Statewide Average Scaled Score
ENG LANG LIT COMP CONTENT KNOWLEDGE (0041) Test Company: ETS Score Range: 100-200	All enrolled students who have completed all nonclinical courses, 2013-14						12	12	100%	169
	Other enrolled students, 2013-14	3				157	27	23	85%	174
	All program completers, 2013-14	13	13	100%	177	157	49	48	98%	174
	All program completers, 2012-13	6				157	31	31	100%	174
	All program completers, 2011-12	3				157	41	41	100%	176
ENG LANG LIT COMP PEDAGOGY (0043) Test Company: ETS Score Range: 100-200	All enrolled students who have completed all nonclinical courses, 2013-14									
	Other enrolled students, 2013-14									
	All program completers, 2013-14									
	All program completers, 2012-13									
	All program completers, 2011-12	3				145	41	37	90%	153
ENGLISH LANGUAGE ARTS: CK (5038) Test Company: ETS Score Range: 100-200	All enrolled students who have completed all nonclinical courses, 2013-14						2			
	Other enrolled students, 2013-14	1				167	7			
	All program completers, 2013-14						2			
	All program completers, 2012-13									
	All program completers, 2011-12						1			
ENGLISH TO SPEAKERS OF OTHER LANGUAGE DISCONTINUED (0360) Test Company: ETS Score Range: 250-990	All enrolled students who have completed all nonclinical courses, 2013-14									
	Other enrolled students, 2013-14									
	All program completers, 2013-14									
	All program completers, 2012-13									
	All program completers, 2011-12						16	16	100%	691

Single Assessment Institution-Level Pass Rate Data: Alternative Teacher Preparation Program Within IHE

	HEOA - Title II 2013 - 2014 Academic Year
	Institution Name
	Institution Code
	State

LIPSCOMB UNIVERSITY


1161

Tennessee

February 12, 2015

Assessment Information ¹	Group	Number Taking Assessment	Number Passing Assessment	Institutional Pass Rate	Institutional Average Scaled Score	Assessment Cut Score ²	Statewide			
							Number Taking Assessment	Number Passing Assessment	Statewide Pass Rate	Statewide Average Scaled Score
ENGLISH TO SPEAKERS OF OTHER LANGUAGES (5361) Test Company: ETS Score Range: 100-200	All enrolled students who have completed all nonclinical courses, 2013-14						2			
	Other enrolled students, 2013-14	11	11	100%	163	143	21	21	100%	163
	All program completers, 2013-14	36	36	100%	162	143	41	41	100%	161
	All program completers, 2012-13	9				156	11	11	100%	157
	All program completers, 2011-12	8				143	13	13	100%	162
FAMILY AND CONSUMER SCIENCES (5121) Test Company: ETS Score Range: 100-200	All enrolled students who have completed all nonclinical courses, 2013-14									
	Other enrolled students, 2013-14						5			
	All program completers, 2013-14						8			
	All program completers, 2012-13						5			
	All program completers, 2011-12						5			
FRENCH WORLD LANGUAGE (5174) Test Company: ETS Score Range: 100-200	All enrolled students who have completed all nonclinical courses, 2013-14						1			
	Other enrolled students, 2013-14						5			
	All program completers, 2013-14						3			
	All program completers, 2012-13						2			
	All program completers, 2011-12						4			
GENERAL SCI CONTENT KNOWL PART 1 (0431) Test Company: ETS Score Range: 100-200	All enrolled students who have completed all nonclinical courses, 2013-14									
	Other enrolled students, 2013-14									
	All program completers, 2013-14									
	All program completers, 2012-13									
	All program completers, 2011-12	1					145	22	22	100%


Single Assessment Institution-Level Pass Rate Data: Alternative Teacher Preparation Program Within IHE

	HEOA - Title II 2013 - 2014 Academic Year	
	Institution Name	LIPSCOMB UNIVERSITY
	Institution Code	1161
	State	Tennessee

February 12, 2015

Assessment Information ¹	Group	Number Taking Assessment	Number Passing Assessment	Institutional Pass Rate	Institutional Average Scaled Score	Assessment Cut Score ²	Statewide			
							Number Taking Assessment	Number Passing Assessment	Statewide Pass Rate	Statewide Average Scaled Score
GENERAL SCIENCE CONTENT ESSAYS (0433) Test Company: ETS Score Range: 100-200	All enrolled students who have completed all nonclinical courses, 2013-14									
	Other enrolled students, 2013-14									
	All program completers, 2013-14									
	All program completers, 2012-13									
	All program completers, 2011-12						6			
GEOGRAPHY (DISCONTINUED) (0920) Test Company: ETS Score Range: 250-990	All enrolled students who have completed all nonclinical courses, 2013-14									
	Other enrolled students, 2013-14									
	All program completers, 2013-14									
	All program completers, 2012-13									
	All program completers, 2011-12						2			
GEOGRAPHY (0921) Test Company: ETS Score Range: 100-200	All enrolled students who have completed all nonclinical courses, 2013-14									
	Other enrolled students, 2013-14									
	All program completers, 2013-14	2				149	2			
	All program completers, 2012-13									
	All program completers, 2011-12									
GERMAN WORLD LANGUAGE (5183) Test Company: ETS Score Range: 100-200	All enrolled students who have completed all nonclinical courses, 2013-14									
	Other enrolled students, 2013-14						2			
	All program completers, 2013-14						1			
	All program completers, 2012-13	1				157	1			
	All program completers, 2011-12						1			


Single Assessment Institution-Level Pass Rate Data: Alternative Teacher Preparation Program Within IHE

	HEOA - Title II 2013 - 2014 Academic Year	
	Institution Name	LIPSCOMB UNIVERSITY
	Institution Code	1161
	State	Tennessee

February 12, 2015

Assessment Information ¹	Group	Number Taking Assessment	Number Passing Assessment	Institutional Pass Rate	Institutional Average Scaled Score	Assessment Cut Score ²	Statewide			
							Number Taking Assessment	Number Passing Assessment	Statewide Pass Rate	Statewide Average Scaled Score
GOVERNMENT POLITICAL SCIENCE (DISCONTINUED) (0930) Test Company: ETS Score Range: 250-990	All enrolled students who have completed all nonclinical courses, 2013-14									
	Other enrolled students, 2013-14						6			
	All program completers, 2013-14						1			
	All program completers, 2012-13						5			
	All program completers, 2011-12						6			
GOVERNMENT POLITICAL SCIENCE (0931) Test Company: ETS Score Range: 100-200	All enrolled students who have completed all nonclinical courses, 2013-14									
	Other enrolled students, 2013-14						1			
	All program completers, 2013-14	1				149	1			
	All program completers, 2012-13									
	All program completers, 2011-12									
HEALTH EDUCATION (DISCONTINUED) (5550) Test Company: ETS Score Range: 250-990	All enrolled students who have completed all nonclinical courses, 2013-14									
	Other enrolled students, 2013-14						2			
	All program completers, 2013-14						1			
	All program completers, 2012-13	1				570	2			
	All program completers, 2011-12						5			
HEALTH EDUCATION (5551) Test Company: ETS Score Range: 100-200	All enrolled students who have completed all nonclinical courses, 2013-14									
	Other enrolled students, 2013-14						1			
	All program completers, 2013-14									
	All program completers, 2012-13									
	All program completers, 2011-12									

Single Assessment Institution-Level Pass Rate Data: Alternative Teacher Preparation Program Within IHE

	HEOA - Title II 2013 - 2014 Academic Year
	Institution Name
	Institution Code
	State

LIPSCOMB UNIVERSITY


1161

Tennessee

February 12, 2015

Assessment Information ¹	Group	Number Taking Assessment	Number Passing Assessment	Institutional Pass Rate	Institutional Average Scaled Score	Assessment Cut Score ²	Statewide			
							Number Taking Assessment	Number Passing Assessment	Statewide Pass Rate	Statewide Average Scaled Score
LATIN (DISCONTINUED) (0600) Test Company: ETS Score Range: 250-990	All enrolled students who have completed all nonclinical courses, 2013-14									
	Other enrolled students, 2013-14									
	All program completers, 2013-14						1			
	All program completers, 2012-13						1			
	All program completers, 2011-12						5			
LATIN (0601) Test Company: ETS Score Range: 100-200	All enrolled students who have completed all nonclinical courses, 2013-14									
	Other enrolled students, 2013-14						1			
	All program completers, 2013-14	1				141	1			
	All program completers, 2012-13									
	All program completers, 2011-12									
MARKETING EDUCATION (DISCONTINUED) (0560) Test Company: ETS Score Range: 250-990	All enrolled students who have completed all nonclinical courses, 2013-14									
	Other enrolled students, 2013-14									
	All program completers, 2013-14									
	All program completers, 2012-13									
	All program completers, 2011-12						1			
MARKETING EDUCATION (0561) Test Company: ETS Score Range: 100-200	All enrolled students who have completed all nonclinical courses, 2013-14									
	Other enrolled students, 2013-14						2			
	All program completers, 2013-14						2			
	All program completers, 2012-13						2			
	All program completers, 2011-12						4			

Single Assessment Institution-Level Pass Rate Data: Alternative Teacher Preparation Program Within IHE

	HEOA - Title II 2013 - 2014 Academic Year	
	Institution Name	LIPSCOMB UNIVERSITY
	Institution Code	1161
	State	Tennessee

February 12, 2015

Assessment Information ¹	Group	Number Taking Assessment	Number Passing Assessment	Institutional Pass Rate	Institutional Average Scaled Score	Assessment Cut Score ²	Statewide				
							Number Taking Assessment	Number Passing Assessment	Statewide Pass Rate	Statewide Average Scaled Score	
MATHEMATICS CONTENT KNOWLEDGE (0061) Test Company: ETS Score Range: 100-200	All enrolled students who have completed all nonclinical courses, 2013-14						3				
	Other enrolled students, 2013-14	4				136	55	40	73%	144	
	All program completers, 2013-14	16	15	94%	150	136	49	46	94%	152	
	All program completers, 2012-13	6				136	48	47	98%	151	
	All program completers, 2011-12	7				136	66	63	95%	148	
MATHEMATICS PEDAGOGY (0065) Test Company: ETS Score Range: 100-200	All enrolled students who have completed all nonclinical courses, 2013-14										
	Other enrolled students, 2013-14										
	All program completers, 2013-14										
	All program completers, 2012-13										
	All program completers, 2011-12	7				125	63	62	98%	145	
MATHEMATICS: CK (5161) Test Company: ETS Score Range: 100-200	All enrolled students who have completed all nonclinical courses, 2013-14						3				
	Other enrolled students, 2013-14	1				160	18	7	39%	149	
	All program completers, 2013-14						4				
	All program completers, 2012-13						1				
	All program completers, 2011-12						1				
MIDDLE SCHOOL CONTENT KNOWLEDGE (5146) Test Company: ETS Score Range: 100-200	All enrolled students who have completed all nonclinical courses, 2013-14						11	11	100%	170	
	Other enrolled students, 2013-14	29	27	93%	174	150	67	62	93%	168	
	All program completers, 2013-14	49	49	100%	176	150	82	81	99%	172	
	All program completers, 2012-13	17	17	100%	175	150	51	51	100%	170	
	All program completers, 2011-12	10	10	100%	179	150	68	68	100%	168	

Single Assessment Institution-Level Pass Rate Data: Alternative Teacher Preparation Program Within IHE




**HEOA - Title II
2013 - 2014 Academic Year**

Institution Name	LIPSCOMB UNIVERSITY
Institution Code	1161
State	Tennessee

February 12, 2015

Assessment Information ¹	Group	Number Taking Assessment	Number Passing Assessment	Institutional Pass Rate	Institutional Average Scaled Score	Assessment Cut Score ²	Statewide			
							Number Taking Assessment	Number Passing Assessment	Statewide Pass Rate	Statewide Average Scaled Score
MUSIC CONCEPTS AND PROCESSES (0111) Test Company: ETS Score Range: 100-200	All enrolled students who have completed all nonclinical courses, 2013-14									
	Other enrolled students, 2013-14						6			
	All program completers, 2013-14						5			
	All program completers, 2012-13						6			
	All program completers, 2011-12						4			
MUSIC CONTENT & INSTRUCTION (5114) Test Company: ETS Score Range: 100-200	All enrolled students who have completed all nonclinical courses, 2013-14						3			
	Other enrolled students, 2013-14	1				162	4			
	All program completers, 2013-14						3			
	All program completers, 2012-13						1			
	All program completers, 2011-12									
MUSIC CONTENT KNOWLEDGE (0113) Test Company: ETS Score Range: 100-200	All enrolled students who have completed all nonclinical courses, 2013-14									
	Other enrolled students, 2013-14	1				150	12	6	50%	155
	All program completers, 2013-14						5			
	All program completers, 2012-13						8			
	All program completers, 2011-12						4			
PHYSICAL ED ANALYSIS AND DESIGN (0092) Test Company: ETS Score Range: 100-200	All enrolled students who have completed all nonclinical courses, 2013-14									
	Other enrolled students, 2013-14									
	All program completers, 2013-14									
	All program completers, 2012-13									
	All program completers, 2011-12	1					148	7		


Single Assessment Institution-Level Pass Rate Data: Alternative Teacher Preparation Program Within IHE

	HEOA - Title II 2013 - 2014 Academic Year	
	Institution Name	LIPSCOMB UNIVERSITY
	Institution Code	1161
	State	Tennessee

February 12, 2015

Assessment Information ¹	Group	Number Taking Assessment	Number Passing Assessment	Institutional Pass Rate	Institutional Average Scaled Score	Assessment Cut Score ²	Statewide				
							Number Taking Assessment	Number Passing Assessment	Statewide Pass Rate	Statewide Average Scaled Score	
PHYSICAL ED CONTENT AND DESIGN (5095) Test Company: ETS Score Range: 100-200	All enrolled students who have completed all nonclinical courses, 2013-14						3				
	Other enrolled students, 2013-14						20	9	45%	161	
	All program completers, 2013-14	2				164	12	12	100%	173	
	All program completers, 2012-13						12	11	92%	171	
	All program completers, 2011-12						9				
PHYSICAL ED CONTENT KNOWLEDGE (5091) Test Company: ETS Score Range: 100-200	All enrolled students who have completed all nonclinical courses, 2013-14										
	Other enrolled students, 2013-14										
	All program completers, 2013-14										
	All program completers, 2012-13										
	All program completers, 2011-12	1					152	10	90%	154	
PHYSICS CONTENT ESSAYS (0262) Test Company: ETS Score Range: 100-200	All enrolled students who have completed all nonclinical courses, 2013-14										
	Other enrolled students, 2013-14										
	All program completers, 2013-14										
	All program completers, 2012-13										
	All program completers, 2011-12							2			
PHYSICS CONTENT KNOWLEDGE (5265) Test Company: ETS Score Range: 100-200	All enrolled students who have completed all nonclinical courses, 2013-14										
	Other enrolled students, 2013-14						5				
	All program completers, 2013-14										
	All program completers, 2012-13						2				
	All program completers, 2011-12						2				

Single Assessment Institution-Level Pass Rate Data: Alternative Teacher Preparation Program Within IHE

	HEOA - Title II 2013 - 2014 Academic Year
	Institution Name
	Institution Code
	State

LIPSCOMB UNIVERSITY


1161

Tennessee

February 12, 2015

Assessment Information ¹	Group	Number Taking Assessment	Number Passing Assessment	Institutional Pass Rate	Institutional Average Scaled Score	Assessment Cut Score ²	Statewide			
							Number Taking Assessment	Number Passing Assessment	Statewide Pass Rate	Statewide Average Scaled Score
PRINC LEARNING AND TEACHING 5-9 (DISCONTINUED) (0523) Test Company: ETS Score Range: 100-200	All enrolled students who have completed all nonclinical courses, 2013-14									
	Other enrolled students, 2013-14									
	All program completers, 2013-14									
	All program completers, 2012-13									
	All program completers, 2011-12	5				154	48	48	100%	171
PRINC LEARNING AND TEACHING 5-9 (5623) Test Company: ETS Score Range: 100-200	All enrolled students who have completed all nonclinical courses, 2013-14						5			
	Other enrolled students, 2013-14	6				158	32	30	94%	172
	All program completers, 2013-14	46	46	100%	183	158	98	98	100%	179
	All program completers, 2012-13	19	19	100%	180	158	53	53	100%	177
	All program completers, 2011-12	9				158	46	45	98%	174
PRINC LEARNING AND TEACHING 7-12 (DISCONTINUED) (0524) Test Company: ETS Score Range: 100-200	All enrolled students who have completed all nonclinical courses, 2013-14									
	Other enrolled students, 2013-14									
	All program completers, 2013-14									
	All program completers, 2012-13									
	All program completers, 2011-12	11	10	91%	172	159	167	165	99%	173
PRINC LEARNING AND TEACHING 7-12 (5624) Test Company: ETS Score Range: 100-200	All enrolled students who have completed all nonclinical courses, 2013-14						16	14	88%	170
	Other enrolled students, 2013-14	13	13	100%	177	155	120	106	88%	170
	All program completers, 2013-14	51	51	100%	182	155	255	253	99%	176
	All program completers, 2012-13	15	15	100%	183	155	199	192	96%	173
	All program completers, 2011-12	8				155	169	167	99%	173

Single Assessment Institution-Level Pass Rate Data: Alternative Teacher Preparation Program Within IHE

	HEOA - Title II 2013 - 2014 Academic Year
	Institution Name
	Institution Code
	State

LIPSCOMB UNIVERSITY


1161

Tennessee

February 12, 2015

Assessment Information ¹	Group	Number Taking Assessment	Number Passing Assessment	Institutional Pass Rate	Institutional Average Scaled Score	Assessment Cut Score ²	Statewide			
							Number Taking Assessment	Number Passing Assessment	Statewide Pass Rate	Statewide Average Scaled Score
PRINC LEARNING AND TEACHING EARLY CHILD (DISC) (0521) Test Company: ETS Score Range: 100-200	All enrolled students who have completed all nonclinical courses, 2013-14									
	Other enrolled students, 2013-14									
	All program completers, 2013-14									
	All program completers, 2012-13									
	All program completers, 2011-12						8			
PRINC LEARNING AND TEACHING EARLY CHILD (5621) Test Company: ETS Score Range: 100-200	All enrolled students who have completed all nonclinical courses, 2013-14						1			
	Other enrolled students, 2013-14						2			
	All program completers, 2013-14	2				155	14	14	100%	170
	All program completers, 2012-13						9			
	All program completers, 2011-12						10	9	90%	166
PRINC LEARNING AND TEACHING K-6 (DISCONTINUED) (0522) Test Company: ETS Score Range: 100-200	All enrolled students who have completed all nonclinical courses, 2013-14									
	Other enrolled students, 2013-14									
	All program completers, 2013-14									
	All program completers, 2012-13									
	All program completers, 2011-12	12	12	100%	179	155	75	75	100%	174
PRINC LEARNING AND TEACHING K-6 (5622) Test Company: ETS Score Range: 100-200	All enrolled students who have completed all nonclinical courses, 2013-14						10	9	90%	168
	Other enrolled students, 2013-14	10	10	100%	183	158	60	51	85%	168
	All program completers, 2013-14	51	51	100%	181	158	117	116	99%	177
	All program completers, 2012-13	15	15	100%	180	158	69	69	100%	175
	All program completers, 2011-12	12	12	100%	181	158	61	61	100%	178

Single Assessment Institution-Level Pass Rate Data: Alternative Teacher Preparation Program Within IHE

	HEOA - Title II 2013 - 2014 Academic Year
	Institution Name
	Institution Code
	State

LIPSCOMB UNIVERSITY


1161

Tennessee

February 12, 2015

Assessment Information ¹	Group	Number Taking Assessment	Number Passing Assessment	Institutional Pass Rate	Institutional Average Scaled Score	Assessment Cut Score ²	Statewide			
							Number Taking Assessment	Number Passing Assessment	Statewide Pass Rate	Statewide Average Scaled Score
PSYCHOLOGY (DISCONTINUED) (0390) Test Company: ETS Score Range: 250-990	All enrolled students who have completed all nonclinical courses, 2013-14									
	Other enrolled students, 2013-14						1			
	All program completers, 2013-14						1			
	All program completers, 2012-13						2			
	All program completers, 2011-12									
PSYCHOLOGY (5391) Test Company: ETS Score Range: 100-200	All enrolled students who have completed all nonclinical courses, 2013-14									
	Other enrolled students, 2013-14						1			
	All program completers, 2013-14									
	All program completers, 2012-13									
	All program completers, 2011-12									
READING ACROSS CURRICULUM ELEM (5201) Test Company: ETS Score Range: 100-200	All enrolled students who have completed all nonclinical courses, 2013-14						5			
	Other enrolled students, 2013-14	9				151	34	29	85%	164
	All program completers, 2013-14	47	47	100%	178	151	144	142	99%	170
	All program completers, 2012-13	37	37	100%	176	151	158	158	100%	169
	All program completers, 2011-12	39	39	100%	177	151	236	236	100%	169
SE CK AND MILD TO MODERATE APPL (5543) Test Company: ETS Score Range: 100-200	All enrolled students who have completed all nonclinical courses, 2013-14						7			
	Other enrolled students, 2013-14	13	12	92%	172	153	76	69	91%	165
	All program completers, 2013-14	11	11	100%	179	153	97	95	98%	169
	All program completers, 2012-13	8				153	70	70	100%	170
	All program completers, 2011-12	10	10	100%	175	153	80	80	100%	172

Single Assessment Institution-Level Pass Rate Data: Alternative Teacher Preparation Program Within IHE

	HEOA - Title II 2013 - 2014 Academic Year
	Institution Name
	Institution Code
	State

LIPSCOMB UNIVERSITY


1161

Tennessee

February 12, 2015

Assessment Information ¹	Group	Number Taking Assessment	Number Passing Assessment	Institutional Pass Rate	Institutional Average Scaled Score	Assessment Cut Score ²	Statewide			
							Number Taking Assessment	Number Passing Assessment	Statewide Pass Rate	Statewide Average Scaled Score
SE CK AND SEVERE TO PROF APPL (5545) Test Company: ETS Score Range: 100-200	All enrolled students who have completed all nonclinical courses, 2013-14						2			
	Other enrolled students, 2013-14						6			
	All program completers, 2013-14						16	16	100%	175
	All program completers, 2012-13						8			
	All program completers, 2011-12						4			
SE CORE KNOWLEDGE & APPLICATIONS (5354) Test Company: ETS Score Range: 100-200	All enrolled students who have completed all nonclinical courses, 2013-14									
	Other enrolled students, 2013-14									
	All program completers, 2013-14						2			
	All program completers, 2012-13						1			
	All program completers, 2011-12									
SE TEACHING STU WVISUAL IMPAIRMENT (5282) Test Company: ETS Score Range: 100-200	All enrolled students who have completed all nonclinical courses, 2013-14									
	Other enrolled students, 2013-14						1			
	All program completers, 2013-14									
	All program completers, 2012-13									
	All program completers, 2011-12									
SE: PRESCHOOL EARLY CHILDHOOD (5691) Test Company: ETS Score Range: 100-200	All enrolled students who have completed all nonclinical courses, 2013-14									
	Other enrolled students, 2013-14									
	All program completers, 2013-14						1			
	All program completers, 2012-13						1			
	All program completers, 2011-12									


Single Assessment Institution-Level Pass Rate Data: Alternative Teacher Preparation Program Within IHE

	HEOA - Title II 2013 - 2014 Academic Year	
	Institution Name	LIPSCOMB UNIVERSITY
	Institution Code	1161
	State	Tennessee

February 12, 2015

Assessment Information ¹	Group	Number Taking Assessment	Number Passing Assessment	Institutional Pass Rate	Institutional Average Scaled Score	Assessment Cut Score ²	Statewide				
							Number Taking Assessment	Number Passing Assessment	Statewide Pass Rate	Statewide Average Scaled Score	
SOCIOLOGY (0950) Test Company: ETS Score Range: 250-990	All enrolled students who have completed all nonclinical courses, 2013-14						1				
	Other enrolled students, 2013-14	1				540	2				
	All program completers, 2013-14										
	All program completers, 2012-13						2				
	All program completers, 2011-12										
SPANISH CONTENT KNOWLEDGE (0191) Test Company: ETS Score Range: 100-200	All enrolled students who have completed all nonclinical courses, 2013-14										
	Other enrolled students, 2013-14										
	All program completers, 2013-14										
	All program completers, 2012-13										
	All program completers, 2011-12						7				
SPANISH PRODUCTIVE LANGUAGE SKILLS (DISCONTINUED) (0192) Test Company: ETS Score Range: 100-200	All enrolled students who have completed all nonclinical courses, 2013-14										
	Other enrolled students, 2013-14										
	All program completers, 2013-14										
	All program completers, 2012-13										
	All program completers, 2011-12						5				
SPANISH WORLD LANGUAGE (5195) Test Company: ETS Score Range: 100-200	All enrolled students who have completed all nonclinical courses, 2013-14						2				
	Other enrolled students, 2013-14	3				163	27	20	74%	170	
	All program completers, 2013-14	8				163	26	24	92%	174	
	All program completers, 2012-13						19	16	84%	167	
	All program completers, 2011-12						16	14	88%	171	

Single Assessment Institution-Level Pass Rate Data: Alternative Teacher Preparation Program Within IHE

	HEOA - Title II 2013 - 2014 Academic Year
	Institution Name
	Institution Code
	State

LIPSCOMB UNIVERSITY


1161

Tennessee

February 12, 2015

Assessment Information ¹	Group	Number Taking Assessment	Number Passing Assessment	Institutional Pass Rate	Institutional Average Scaled Score	Assessment Cut Score ²	Statewide			
							Number Taking Assessment	Number Passing Assessment	Statewide Pass Rate	Statewide Average Scaled Score
SPECIAL ED PRESCHOOLEARLY CHILD (0690) Test Company: ETS Score Range: 250-990	All enrolled students who have completed all nonclinical courses, 2013-14									
	Other enrolled students, 2013-14									
	All program completers, 2013-14						1			
	All program completers, 2012-13									
	All program completers, 2011-12						6			
SPEECH COMMUNICATION: CK (5221) Test Company: ETS Score Range: 100-200	All enrolled students who have completed all nonclinical courses, 2013-14						1			
	Other enrolled students, 2013-14									
	All program completers, 2013-14									
	All program completers, 2012-13						1			
	All program completers, 2011-12	1				144	2			
TEACHING READING: ELEM EDUCATION (5203) Test Company: ETS Score Range: 100-200	All enrolled students who have completed all nonclinical courses, 2013-14						9			
	Other enrolled students, 2013-14	28	27	96%	180	162	78	60	77%	170
	All program completers, 2013-14	49	49	100%	182	162	98	93	95%	177
	All program completers, 2012-13						8			
	All program completers, 2011-12						4			
THEATRE (DISCONTINUED) (0640) Test Company: ETS Score Range: 250-990	All enrolled students who have completed all nonclinical courses, 2013-14						2			
	Other enrolled students, 2013-14						3			
	All program completers, 2013-14						2			
	All program completers, 2012-13						3			
	All program completers, 2011-12						3			

Single Assessment Institution-Level Pass Rate Data: *Alternative Teacher Preparation Program Within IHE*

	HEOA - Title II 2013 - 2014 Academic Year	
	Institution Name	LIPSCOMB UNIVERSITY
	Institution Code	1161
	State	Tennessee

February 12, 2015


Assessment Information ¹	Group	Number Taking Assessment	Number Passing Assessment	Institutional Pass Rate	Institutional Average Scaled Score	Assessment Cut Score ²	Statewide			
							Number Taking Assessment	Number Passing Assessment	Statewide Pass Rate	Statewide Average Scaled Score
THEATRE (0641) Test Company: ETS Score Range: 100-200	All enrolled students who have completed all nonclinical courses, 2013-14									
	Other enrolled students, 2013-14	3				159	4			
	All program completers, 2013-14						1			
	All program completers, 2012-13						1			
	All program completers, 2011-12									
WORLD AND U.S. HISTORY CK (5941) Test Company: ETS Score Range: 100-200	All enrolled students who have completed all nonclinical courses, 2013-14						7			
	Other enrolled students, 2013-14	2				136	23	22	96%	156
	All program completers, 2013-14	5				136	22	22	100%	169
	All program completers, 2012-13	3				136	19	19	100%	156
	All program completers, 2011-12						23	23	100%	155

Note: In cases where there are less than ten students taking the assessment or license/certificate, the number passing and pass rate are not reported.

¹Tests with multiple delivery options (computer, paper, etc.) will be noted with the assessment code for one format only.

²Cut scores may vary for groups depending upon when the cut scores are established by the state and when each group completed their teacher certification or licensure assessment.

Summary Institution-Level Pass Rate Data: Traditional Teacher Preparation Program Within IHE

		<p align="center">HEOA - Title II 2013 - 2014 Academic Year</p>				
Institution Name	LIPSCOMB UNIVERSITY					
Institution Code	1161					
State	Tennessee					
<i>February 12, 2015</i>						
				Statewide		
Group	Number Taking Assessment¹	Number Passing Assessment²	Institutional Pass Rate	Number Taking Assessment¹	Number Passing Assessment²	Statewide Pass Rate
All program completers, 2013-14	114	111	97%	3129	3039	97%
All program completers, 2012-13	97	95	98%	3498	3420	98%
All program completers, 2011-12	81	81	100%	3607	3559	99%

Note: In cases where there are less than ten students taking the assessment or license/certificate, the number passing and pass rate are not reported.

¹ Number of completers taking one or more assessments within their area of specialization.

² Summary level "Number Taking Assessment" may differ from assessment level "Number Taking Assessment" because each student is counted once at the summary level but may be counted in multiple assessments at the assessment level.

Single Assessment Institution-Level Pass Rate Data: Traditional Teacher Preparation Program Within IHE



**HEOA - Title II
2013 - 2014 Academic Year**

Institution Name	LIPSCOMB UNIVERSITY
Institution Code	1161
State	Tennessee

February 12, 2015

Assessment Information ¹	Group	Number Taking Assessment	Number Passing Assessment	Institutional Pass Rate	Institutional Average Scaled Score	Assessment Cut Score ²	Statewide			
							Number Taking Assessment	Number Passing Assessment	Statewide Pass Rate	Statewide Average Scaled Score
AGRICULTURE (0700) Test Company: ETS Score Range: 250-990	All enrolled students who have completed all nonclinical courses, 2013-14						1			
	Other enrolled students, 2013-14						7			
	All program completers, 2013-14						13	8	62%	541
	All program completers, 2012-13						11	10	91%	566
	All program completers, 2011-12						29	27	93%	581
ART CONTENT AND ANALYSIS (0135) Test Company: ETS Score Range: 100-200	All enrolled students who have completed all nonclinical courses, 2013-14						12	9	75%	167
	Other enrolled students, 2013-14	4				157	27	19	70%	164
	All program completers, 2013-14	2				157	63	62	98%	170
	All program completers, 2012-13	1				157	64	64	100%	169
	All program completers, 2011-12	1				157	36	34	94%	170
BIOLOGY CONTENT ESSAYS (0233) Test Company: ETS Score Range: 100-200	All enrolled students who have completed all nonclinical courses, 2013-14									
	Other enrolled students, 2013-14						9			
	All program completers, 2013-14						5			
	All program completers, 2012-13	2				146	34	24	71%	148
	All program completers, 2011-12	1				146	58	58	100%	155
BIOLOGY CONTENT KNOWLEDGE (0235) Test Company: ETS Score Range: 100-200	All enrolled students who have completed all nonclinical courses, 2013-14						15	13	87%	159
	Other enrolled students, 2013-14	2				148	42	33	79%	159
	All program completers, 2013-14	4				148	55	55	100%	165
	All program completers, 2012-13	3				148	67	65	97%	163
	All program completers, 2011-12	1				148	72	72	100%	163

Single Assessment Institution-Level Pass Rate Data: Traditional Teacher Preparation Program Within IHE



**HEOA - Title II
2013 - 2014 Academic Year**

Institution Name	LIPSCOMB UNIVERSITY
Institution Code	1161
State	Tennessee

February 12, 2015

Assessment Information ¹	Group	Number Taking Assessment	Number Passing Assessment	Institutional Pass Rate	Institutional Average Scaled Score	Assessment Cut Score ²	Statewide			
							Number Taking Assessment	Number Passing Assessment	Statewide Pass Rate	Statewide Average Scaled Score
BUSINESS ED CONTENT KNOWLEDGE (5101) Test Company: ETS Score Range: 100-200	All enrolled students who have completed all nonclinical courses, 2013-14						9			
	Other enrolled students, 2013-14						8			
	All program completers, 2013-14						25	25	100%	171
	All program completers, 2012-13						36	36	100%	171
	All program completers, 2011-12						31	31	100%	173
BUSINESS ED (0100) Test Company: ETS Score Range: 250-990	All enrolled students who have completed all nonclinical courses, 2013-14									
	Other enrolled students, 2013-14									
	All program completers, 2013-14									
	All program completers, 2012-13									
	All program completers, 2011-12						7			
CHEMISTRY CONTENT KNOWLEDGE (0245) Test Company: ETS Score Range: 100-200	All enrolled students who have completed all nonclinical courses, 2013-14						2			
	Other enrolled students, 2013-14						14	9	64%	155
	All program completers, 2013-14	1				152	11	10	91%	157
	All program completers, 2012-13						8			
	All program completers, 2011-12	1				152	22	20	91%	166
EARTH AND SPACE SCIENCES - CK (5571) Test Company: ETS Score Range: 100-200	All enrolled students who have completed all nonclinical courses, 2013-14						1			
	Other enrolled students, 2013-14									
	All program completers, 2013-14						4			
	All program completers, 2012-13						2			
	All program completers, 2011-12						5			

Single Assessment Institution-Level Pass Rate Data: Traditional Teacher Preparation Program Within IHE




**HEOA - Title II
2013 - 2014 Academic Year**

Institution Name	LIPSCOMB UNIVERSITY
Institution Code	1161
State	Tennessee

February 12, 2015

Assessment Information ¹	Group	Number Taking Assessment	Number Passing Assessment	Institutional Pass Rate	Institutional Average Scaled Score	Assessment Cut Score ²	Statewide			
							Number Taking Assessment	Number Passing Assessment	Statewide Pass Rate	Statewide Average Scaled Score
ECONOMICS (DISCONTINUED) (0910) Test Company: ETS Score Range: 250-990	All enrolled students who have completed all nonclinical courses, 2013-14									
	Other enrolled students, 2013-14						4			
	All program completers, 2013-14									
	All program completers, 2012-13									
	All program completers, 2011-12							5		
ECONOMICS (5911) Test Company: ETS Score Range: 100-200	All enrolled students who have completed all nonclinical courses, 2013-14									
	Other enrolled students, 2013-14									
	All program completers, 2013-14									
	All program completers, 2012-13							2		
	All program completers, 2011-12									
ED OF DEAF AND HARD OF HEARING (0271) Test Company: ETS Score Range: 100-200	All enrolled students who have completed all nonclinical courses, 2013-14									
	Other enrolled students, 2013-14									
	All program completers, 2013-14									
	All program completers, 2012-13									
	All program completers, 2011-12							4		
ED OF EXCEPTIONAL STUDENTS CORE CK(DISCONTINUED) (0353) Test Company: ETS Score Range: 100-200	All enrolled students who have completed all nonclinical courses, 2013-14									
	Other enrolled students, 2013-14									
	All program completers, 2013-14									
	All program completers, 2012-13									
	All program completers, 2011-12							19	19	100%

Single Assessment Institution-Level Pass Rate Data: Traditional Teacher Preparation Program Within IHE


	HEOA - Title II 2013 - 2014 Academic Year
	Institution Name
	Institution Code
	State

LIPSCOMB UNIVERSITY
1161
Tennessee

February 12, 2015

Assessment Information ¹	Group	Number Taking Assessment	Number Passing Assessment	Institutional Pass Rate	Institutional Average Scaled Score	Assessment Cut Score ²	Statewide			
							Number Taking Assessment	Number Passing Assessment	Statewide Pass Rate	Statewide Average Scaled Score
ED OF EXCEPTIONAL STUDENTS MTMD (0542) Test Company: ETS Score Range: 100-200	All enrolled students who have completed all nonclinical courses, 2013-14									
	Other enrolled students, 2013-14									
	All program completers, 2013-14									
	All program completers, 2012-13									
	All program completers, 2011-12						10	10	100%	178
ED OF EXCEPTIONAL STUDENTS STPD (0544) Test Company: ETS Score Range: 100-200	All enrolled students who have completed all nonclinical courses, 2013-14									
	Other enrolled students, 2013-14									
	All program completers, 2013-14									
	All program completers, 2012-13									
	All program completers, 2011-12						3			
EDUCATION OF YOUNG CHILDREN (5021) Test Company: ETS Score Range: 100-200	All enrolled students who have completed all nonclinical courses, 2013-14						27	27	100%	181
	Other enrolled students, 2013-14	1				155	77	77	100%	180
	All program completers, 2013-14	1				155	189	188	99%	182
	All program completers, 2012-13	1				155	292	292	100%	183
	All program completers, 2011-12						353	353	100%	182
ELEM ED CONTENT KNOWLEDGE (5014) Test Company: ETS Score Range: 100-200	All enrolled students who have completed all nonclinical courses, 2013-14	19	19	100%	165	140	327	323	99%	164
	Other enrolled students, 2013-14	53	51	96%	167	140	1020	989	97%	163
	All program completers, 2013-14	61	61	100%	169	140	1612	1608	100%	165
	All program completers, 2012-13	50	50	100%	162	140	1829	1822	100%	165
	All program completers, 2011-12	41	41	100%	164	140	1915	1914	100%	164

Single Assessment Institution-Level Pass Rate Data: Traditional Teacher Preparation Program Within IHE

	HEOA - Title II 2013 - 2014 Academic Year
	Institution Name
	Institution Code
	State

LIPSCOMB UNIVERSITY
1161
Tennessee

February 12, 2015

Assessment Information ¹	Group	Number Taking Assessment	Number Passing Assessment	Institutional Pass Rate	Institutional Average Scaled Score	Assessment Cut Score ²	Statewide			
							Number Taking Assessment	Number Passing Assessment	Statewide Pass Rate	Statewide Average Scaled Score
ELEM ED CURR INSTRUC ASSESSMENT (0011) Test Company: ETS Score Range: 100-200	All enrolled students who have completed all nonclinical courses, 2013-14	18	17	94%	175	159	232	225	97%	176
	Other enrolled students, 2013-14	10	8	80%	178	159	431	382	89%	173
	All program completers, 2013-14	57	57	100%	181	159	1387	1378	99%	177
	All program completers, 2012-13	49	49	100%	175	159	1562	1550	99%	177
	All program completers, 2011-12	41	41	100%	177	159	1594	1585	99%	176
ENG LANG LIT COMP CONTENT KNOWLEDGE (0041) Test Company: ETS Score Range: 100-200	All enrolled students who have completed all nonclinical courses, 2013-14	1				157	10	10	100%	178
	Other enrolled students, 2013-14	2				157	48	45	94%	177
	All program completers, 2013-14	5				157	110	110	100%	178
	All program completers, 2012-13	4				157	225	225	100%	179
	All program completers, 2011-12	9				157	201	201	100%	179
ENG LANG LIT COMP PEDAGOGY (0043) Test Company: ETS Score Range: 100-200	All enrolled students who have completed all nonclinical courses, 2013-14									
	Other enrolled students, 2013-14									
	All program completers, 2013-14									
	All program completers, 2012-13									
	All program completers, 2011-12	9				145	198	194	98%	156
ENGLISH LANGUAGE ARTS: CK (5038) Test Company: ETS Score Range: 100-200	All enrolled students who have completed all nonclinical courses, 2013-14	1				167	32	28	88%	179
	Other enrolled students, 2013-14	3				167	60	56	93%	179
	All program completers, 2013-14	1				167	75	72	96%	182
	All program completers, 2012-13									
	All program completers, 2011-12									

Single Assessment Institution-Level Pass Rate Data: Traditional Teacher Preparation Program Within IHE



**HEOA - Title II
2013 - 2014 Academic Year**

Institution Name	LIPSCOMB UNIVERSITY
Institution Code	1161
State	Tennessee

February 12, 2015

Assessment Information ¹	Group	Number Taking Assessment	Number Passing Assessment	Institutional Pass Rate	Institutional Average Scaled Score	Assessment Cut Score ²	Statewide			
							Number Taking Assessment	Number Passing Assessment	Statewide Pass Rate	Statewide Average Scaled Score
ENGLISH TO SPEAKERS OF OTHER LANGUAGE DISCONTINUED (0360) Test Company: ETS Score Range: 250-990	All enrolled students who have completed all nonclinical courses, 2013-14									
	Other enrolled students, 2013-14									
	All program completers, 2013-14									
	All program completers, 2012-13									
	All program completers, 2011-12						4			
ENGLISH TO SPEAKERS OF OTHER LANGUAGES (5361) Test Company: ETS Score Range: 100-200	All enrolled students who have completed all nonclinical courses, 2013-14	1				143	10	9	90%	162
	Other enrolled students, 2013-14	6				143	21	19	90%	160
	All program completers, 2013-14	15	15	100%	160	143	46	46	100%	163
	All program completers, 2012-13	3				156	27	27	100%	164
	All program completers, 2011-12	2				143	34	34	100%	167
FAMILY AND CONSUMER SCIENCES (5121) Test Company: ETS Score Range: 100-200	All enrolled students who have completed all nonclinical courses, 2013-14						1			
	Other enrolled students, 2013-14						1			
	All program completers, 2013-14						14	13	93%	166
	All program completers, 2012-13						15	14	93%	167
	All program completers, 2011-12						14	14	100%	169
FRENCH WORLD LANGUAGE (5174) Test Company: ETS Score Range: 100-200	All enrolled students who have completed all nonclinical courses, 2013-14									
	Other enrolled students, 2013-14	1				156	3			
	All program completers, 2013-14						3			
	All program completers, 2012-13						5			
	All program completers, 2011-12						7			

Single Assessment Institution-Level Pass Rate Data: Traditional Teacher Preparation Program Within IHE



**HEOA - Title II
2013 - 2014 Academic Year**

Institution Name	LIPSCOMB UNIVERSITY
Institution Code	1161
State	Tennessee

February 12, 2015

Assessment Information ¹	Group	Number Taking Assessment	Number Passing Assessment	Institutional Pass Rate	Institutional Average Scaled Score	Assessment Cut Score ²	Statewide			
							Number Taking Assessment	Number Passing Assessment	Statewide Pass Rate	Statewide Average Scaled Score
GENERAL SCI CONTENT KNOWL PART 1 (0431) Test Company: ETS Score Range: 100-200	All enrolled students who have completed all nonclinical courses, 2013-14									
	Other enrolled students, 2013-14									
	All program completers, 2013-14									
	All program completers, 2012-13									
	All program completers, 2011-12	1				145	25	23	92%	167
GENERAL SCIENCE CONTENT ESSAYS (0433) Test Company: ETS Score Range: 100-200	All enrolled students who have completed all nonclinical courses, 2013-14									
	Other enrolled students, 2013-14									
	All program completers, 2013-14									
	All program completers, 2012-13									
	All program completers, 2011-12						12	12	100%	139
GEOGRAPHY (DISCONTINUED) (0920) Test Company: ETS Score Range: 250-990	All enrolled students who have completed all nonclinical courses, 2013-14									
	Other enrolled students, 2013-14									
	All program completers, 2013-14									
	All program completers, 2012-13									
	All program completers, 2011-12						5			
GEOGRAPHY (0921) Test Company: ETS Score Range: 100-200	All enrolled students who have completed all nonclinical courses, 2013-14									
	Other enrolled students, 2013-14						2			
	All program completers, 2013-14						7			
	All program completers, 2012-13						14	14	100%	172
	All program completers, 2011-12	2				149	6			

Single Assessment Institution-Level Pass Rate Data: Traditional Teacher Preparation Program Within IHE



**HEOA - Title II
2013 - 2014 Academic Year**

Institution Name	LIPSCOMB UNIVERSITY
Institution Code	1161
State	Tennessee

February 12, 2015

Assessment Information ¹	Group	Number Taking Assessment	Number Passing Assessment	Institutional Pass Rate	Institutional Average Scaled Score	Assessment Cut Score ²	Statewide			
							Number Taking Assessment	Number Passing Assessment	Statewide Pass Rate	Statewide Average Scaled Score
GERMAN CONTENT KNOWLEDGE (0181) Test Company: ETS Score Range: 100-200	All enrolled students who have completed all nonclinical courses, 2013-14									
	Other enrolled students, 2013-14									
	All program completers, 2013-14									
	All program completers, 2012-13									
	All program completers, 2011-12						1			
GERMAN WORLD LANGUAGE (5183) Test Company: ETS Score Range: 100-200	All enrolled students who have completed all nonclinical courses, 2013-14									
	Other enrolled students, 2013-14									
	All program completers, 2013-14						1			
	All program completers, 2012-13						6			
	All program completers, 2011-12						1			
GIFTED EDUCATION (0357) Test Company: ETS Score Range: 100-200	All enrolled students who have completed all nonclinical courses, 2013-14									
	Other enrolled students, 2013-14									
	All program completers, 2013-14									
	All program completers, 2012-13						2			
	All program completers, 2011-12						1			
GOVERNMENT POLITICAL SCIENCE (DISCONTINUED) (0930) Test Company: ETS Score Range: 250-990	All enrolled students who have completed all nonclinical courses, 2013-14									
	Other enrolled students, 2013-14						2			
	All program completers, 2013-14	2				600	3			
	All program completers, 2012-13	6				600	15	15	100%	707
	All program completers, 2011-12	5				600	35	34	97%	701

Single Assessment Institution-Level Pass Rate Data: Traditional Teacher Preparation Program Within IHE



**HEOA - Title II
2013 - 2014 Academic Year**

Institution Name	LIPSCOMB UNIVERSITY
Institution Code	1161
State	Tennessee

February 12, 2015

Assessment Information ¹	Group	Number Taking Assessment	Number Passing Assessment	Institutional Pass Rate	Institutional Average Scaled Score	Assessment Cut Score ²	Statewide			
							Number Taking Assessment	Number Passing Assessment	Statewide Pass Rate	Statewide Average Scaled Score
GOVERNMENT POLITICAL SCIENCE (0931) Test Company: ETS Score Range: 100-200	All enrolled students who have completed all nonclinical courses, 2013-14	1				149	1			
	Other enrolled students, 2013-14	1				149	6			
	All program completers, 2013-14	1				149	27	27	100%	175
	All program completers, 2012-13	1				149	13	12	92%	166
	All program completers, 2011-12									
HEALTH EDUCATION (DISCONTINUED) (5550) Test Company: ETS Score Range: 250-990	All enrolled students who have completed all nonclinical courses, 2013-14						1			
	Other enrolled students, 2013-14						11	11	100%	669
	All program completers, 2013-14	5				570	20	20	100%	678
	All program completers, 2012-13	4				570	39	39	100%	666
	All program completers, 2011-12						44	43	98%	675
HEALTH EDUCATION (5551) Test Company: ETS Score Range: 100-200	All enrolled students who have completed all nonclinical courses, 2013-14						11	11	100%	160
	Other enrolled students, 2013-14	1				144	7			
	All program completers, 2013-14	1				144	23	23	100%	166
	All program completers, 2012-13						1			
	All program completers, 2011-12									
LATIN (DISCONTINUED) (0600) Test Company: ETS Score Range: 250-990	All enrolled students who have completed all nonclinical courses, 2013-14									
	Other enrolled students, 2013-14									
	All program completers, 2013-14									
	All program completers, 2012-13									
	All program completers, 2011-12						3			

Single Assessment Institution-Level Pass Rate Data: Traditional Teacher Preparation Program Within IHE




**HEOA - Title II
2013 - 2014 Academic Year**

Institution Name	LIPSCOMB UNIVERSITY
Institution Code	1161
State	Tennessee

February 12, 2015

Assessment Information ¹	Group	Number Taking Assessment	Number Passing Assessment	Institutional Pass Rate	Institutional Average Scaled Score	Assessment Cut Score ²	Statewide			
							Number Taking Assessment	Number Passing Assessment	Statewide Pass Rate	Statewide Average Scaled Score
LATIN (0601) Test Company: ETS Score Range: 100-200	All enrolled students who have completed all nonclinical courses, 2013-14									
	Other enrolled students, 2013-14						2			
	All program completers, 2013-14						2			
	All program completers, 2012-13						2			
	All program completers, 2011-12									
MARKETING EDUCATION (0561) Test Company: ETS Score Range: 100-200	All enrolled students who have completed all nonclinical courses, 2013-14									
	Other enrolled students, 2013-14									
	All program completers, 2013-14									
	All program completers, 2012-13						1			
	All program completers, 2011-12						2			
MATHEMATICS CONTENT KNOWLEDGE (0061) Test Company: ETS Score Range: 100-200	All enrolled students who have completed all nonclinical courses, 2013-14						2			
	Other enrolled students, 2013-14						23	16	70%	143
	All program completers, 2013-14	8				136	71	70	99%	155
	All program completers, 2012-13	7				136	120	117	98%	155
	All program completers, 2011-12	6				136	121	120	99%	155
MATHEMATICS PEDAGOGY (0065) Test Company: ETS Score Range: 100-200	All enrolled students who have completed all nonclinical courses, 2013-14									
	Other enrolled students, 2013-14									
	All program completers, 2013-14									
	All program completers, 2012-13									
	All program completers, 2011-12	6				125	121	120	99%	149

Single Assessment Institution-Level Pass Rate Data: Traditional Teacher Preparation Program Within IHE

	HEOA - Title II 2013 - 2014 Academic Year
	Institution Name
	Institution Code
	State

LIPSCOMB UNIVERSITY
1161
Tennessee

February 12, 2015

Assessment Information ¹	Group	Number Taking Assessment	Number Passing Assessment	Institutional Pass Rate	Institutional Average Scaled Score	Assessment Cut Score ²	Statewide			
							Number Taking Assessment	Number Passing Assessment	Statewide Pass Rate	Statewide Average Scaled Score
MATHEMATICS: CK (5161) Test Company: ETS Score Range: 100-200	All enrolled students who have completed all nonclinical courses, 2013-14	1				160	18	16	89%	168
	Other enrolled students, 2013-14	6				160	39	15	38%	154
	All program completers, 2013-14	2				160	39	30	77%	166
	All program completers, 2012-13									
	All program completers, 2011-12						2			
MIDDLE SCHOOL CONTENT KNOWLEDGE (5146) Test Company: ETS Score Range: 100-200	All enrolled students who have completed all nonclinical courses, 2013-14	1				150	26	25	96%	164
	Other enrolled students, 2013-14	7				150	120	98	82%	162
	All program completers, 2013-14	10	10	100%	167	150	219	216	99%	164
	All program completers, 2012-13	9				150	260	258	99%	167
	All program completers, 2011-12	1				150	255	253	99%	167
MUSIC CONCEPTS AND PROCESSES (0111) Test Company: ETS Score Range: 100-200	All enrolled students who have completed all nonclinical courses, 2013-14									
	Other enrolled students, 2013-14						5			
	All program completers, 2013-14						4			
	All program completers, 2012-13	2				145	50	50	100%	161
	All program completers, 2011-12	4				145	140	136	97%	160
MUSIC CONTENT & INSTRUCTION (5114) Test Company: ETS Score Range: 100-200	All enrolled students who have completed all nonclinical courses, 2013-14	1				162	21	21	100%	170
	Other enrolled students, 2013-14	4				162	65	38	58%	163
	All program completers, 2013-14						147	136	93%	170
	All program completers, 2012-13	1				162	82	71	87%	168
	All program completers, 2011-12									

Single Assessment Institution-Level Pass Rate Data: Traditional Teacher Preparation Program Within IHE



**HEOA - Title II
2013 - 2014 Academic Year**

Institution Name	LIPSCOMB UNIVERSITY
Institution Code	1161
State	Tennessee

February 12, 2015

Assessment Information ¹	Group	Number Taking Assessment	Number Passing Assessment	Institutional Pass Rate	Institutional Average Scaled Score	Assessment Cut Score ²	Statewide			
							Number Taking Assessment	Number Passing Assessment	Statewide Pass Rate	Statewide Average Scaled Score
MUSIC CONTENT KNOWLEDGE (0113) Test Company: ETS Score Range: 100-200	All enrolled students who have completed all nonclinical courses, 2013-14									
	Other enrolled students, 2013-14						9			
	All program completers, 2013-14						5			
	All program completers, 2012-13	2				150	50	50	100%	169
	All program completers, 2011-12	4				150	140	140	100%	167
PHYSICAL ED ANALYSIS AND DESIGN (0092) Test Company: ETS Score Range: 100-200	All enrolled students who have completed all nonclinical courses, 2013-14									
	Other enrolled students, 2013-14									
	All program completers, 2013-14									
	All program completers, 2012-13									
	All program completers, 2011-12						75	75	100%	160
PHYSICAL ED CONTENT AND DESIGN (5095) Test Company: ETS Score Range: 100-200	All enrolled students who have completed all nonclinical courses, 2013-14	1				164	31	29	94%	170
	Other enrolled students, 2013-14	3				164	52	39	75%	166
	All program completers, 2013-14	6				164	140	132	94%	172
	All program completers, 2012-13	6				164	169	162	96%	171
	All program completers, 2011-12	1				158	96	95	99%	172
PHYSICAL ED CONTENT KNOWLEDGE (5091) Test Company: ETS Score Range: 100-200	All enrolled students who have completed all nonclinical courses, 2013-14									
	Other enrolled students, 2013-14									
	All program completers, 2013-14									
	All program completers, 2012-13									
	All program completers, 2011-12						75	75	100%	157

Single Assessment Institution-Level Pass Rate Data: Traditional Teacher Preparation Program Within IHE




**HEOA - Title II
2013 - 2014 Academic Year**

Institution Name	LIPSCOMB UNIVERSITY
Institution Code	1161
State	Tennessee

February 12, 2015

Assessment Information ¹	Group	Number Taking Assessment	Number Passing Assessment	Institutional Pass Rate	Institutional Average Scaled Score	Assessment Cut Score ²	Statewide			
							Number Taking Assessment	Number Passing Assessment	Statewide Pass Rate	Statewide Average Scaled Score
PHYSICS CONTENT ESSAYS (0262) Test Company: ETS Score Range: 100-200	All enrolled students who have completed all nonclinical courses, 2013-14									
	Other enrolled students, 2013-14									
	All program completers, 2013-14									
	All program completers, 2012-13									
	All program completers, 2011-12	1				135	7			
PHYSICS CONTENT KNOWLEDGE (5265) Test Company: ETS Score Range: 100-200	All enrolled students who have completed all nonclinical courses, 2013-14						1			
	Other enrolled students, 2013-14						1			
	All program completers, 2013-14						5			
	All program completers, 2012-13						4			
	All program completers, 2011-12	1				144	9			
PRINC LEARNING AND TEACHING 5-9 (DISCONTINUED) (0523) Test Company: ETS Score Range: 100-200	All enrolled students who have completed all nonclinical courses, 2013-14									
	Other enrolled students, 2013-14									
	All program completers, 2013-14									
	All program completers, 2012-13									
	All program completers, 2011-12	3				154	154	154	100%	171
PRINC LEARNING AND TEACHING 5-9 (5623) Test Company: ETS Score Range: 100-200	All enrolled students who have completed all nonclinical courses, 2013-14	2				158	28	27	96%	173
	Other enrolled students, 2013-14	3				158	84	77	92%	170
	All program completers, 2013-14	8				158	217	217	100%	172
	All program completers, 2012-13	8				158	258	255	99%	173
	All program completers, 2011-12						118	115	97%	172

Single Assessment Institution-Level Pass Rate Data: Traditional Teacher Preparation Program Within IHE

	HEOA - Title II 2013 - 2014 Academic Year
	Institution Name
	Institution Code
	State

LIPSCOMB UNIVERSITY
1161
Tennessee

February 12, 2015

Assessment Information ¹	Group	Number Taking Assessment	Number Passing Assessment	Institutional Pass Rate	Institutional Average Scaled Score	Assessment Cut Score ²	Statewide			
							Number Taking Assessment	Number Passing Assessment	Statewide Pass Rate	Statewide Average Scaled Score
<i>PRINC LEARNING AND TEACHING 7-12 (DISCONTINUED) (0524)</i> Test Company: ETS Score Range: 100-200	All enrolled students who have completed all nonclinical courses, 2013-14									
	Other enrolled students, 2013-14									
	All program completers, 2013-14									
	All program completers, 2012-13									
	All program completers, 2011-12	25	25	100%	173	159	487	485	100%	173
<i>PRINC LEARNING AND TEACHING 7-12 (5624)</i> Test Company: ETS Score Range: 100-200	All enrolled students who have completed all nonclinical courses, 2013-14	11	10	91%	174	155	191	183	96%	173
	Other enrolled students, 2013-14	11	9	82%	170	155	261	237	91%	172
	All program completers, 2013-14	37	37	100%	176	155	771	763	99%	173
	All program completers, 2012-13	28	28	100%	171	155	891	881	99%	173
	All program completers, 2011-12	7				155	447	441	99%	173
<i>PRINC LEARNING AND TEACHING EARLY CHILD (DISC) (0521)</i> Test Company: ETS Score Range: 100-200	All enrolled students who have completed all nonclinical courses, 2013-14									
	Other enrolled students, 2013-14									
	All program completers, 2013-14									
	All program completers, 2012-13									
	All program completers, 2011-12						234	233	100%	181
<i>PRINC LEARNING AND TEACHING EARLY CHILD (5621)</i> Test Company: ETS Score Range: 100-200	All enrolled students who have completed all nonclinical courses, 2013-14						74	71	96%	168
	Other enrolled students, 2013-14	1				155	133	122	92%	168
	All program completers, 2013-14	5				155	296	295	100%	170
	All program completers, 2012-13	2				155	288	284	99%	170
	All program completers, 2011-12						123	122	99%	172

Single Assessment Institution-Level Pass Rate Data: Traditional Teacher Preparation Program Within IHE




**HEOA - Title II
2013 - 2014 Academic Year**

Institution Name	LIPSCOMB UNIVERSITY
Institution Code	1161
State	Tennessee

February 12, 2015

Assessment Information ¹	Group	Number Taking Assessment	Number Passing Assessment	Institutional Pass Rate	Institutional Average Scaled Score	Assessment Cut Score ²	Statewide			
							Number Taking Assessment	Number Passing Assessment	Statewide Pass Rate	Statewide Average Scaled Score
PRINC LEARNING AND TEACHING K-6 (DISCONTINUED) (0522) Test Company: ETS Score Range: 100-200	All enrolled students who have completed all nonclinical courses, 2013-14									
	Other enrolled students, 2013-14									
	All program completers, 2013-14									
	All program completers, 2012-13									
	All program completers, 2011-12	29	29	100%	176	155	1021	1021	100%	175
PRINC LEARNING AND TEACHING K-6 (5622) Test Company: ETS Score Range: 100-200	All enrolled students who have completed all nonclinical courses, 2013-14	18	18	100%	175	158	260	259	100%	175
	Other enrolled students, 2013-14	14	14	100%	175	158	490	455	93%	172
	All program completers, 2013-14	63	62	98%	177	158	1535	1526	99%	174
	All program completers, 2012-13	53	52	98%	174	158	1632	1621	99%	174
	All program completers, 2011-12	17	17	100%	172	158	789	784	99%	174
PSYCHOLOGY (DISCONTINUED) (0390) Test Company: ETS Score Range: 250-990	All enrolled students who have completed all nonclinical courses, 2013-14									
	Other enrolled students, 2013-14						1			
	All program completers, 2013-14						2			
	All program completers, 2012-13						4			
	All program completers, 2011-12						4			
PSYCHOLOGY (5391) Test Company: ETS Score Range: 100-200	All enrolled students who have completed all nonclinical courses, 2013-14						1			
	Other enrolled students, 2013-14									
	All program completers, 2013-14						1			
	All program completers, 2012-13									
	All program completers, 2011-12									

Single Assessment Institution-Level Pass Rate Data: Traditional Teacher Preparation Program Within IHE

	HEOA - Title II 2013 - 2014 Academic Year
	Institution Name
	Institution Code
	State

LIPSCOMB UNIVERSITY

1161

Tennessee

February 12, 2015

Assessment Information ¹	Group	Number Taking Assessment	Number Passing Assessment	Institutional Pass Rate	Institutional Average Scaled Score	Assessment Cut Score ²	Statewide			
							Number Taking Assessment	Number Passing Assessment	Statewide Pass Rate	Statewide Average Scaled Score
READING ACROSS CURRICULUM ELEM (5201) Test Company: ETS Score Range: 100-200	All enrolled students who have completed all nonclinical courses, 2013-14	1				151	54	54	100%	168
	Other enrolled students, 2013-14	4				151	135	130	96%	167
	All program completers, 2013-14	39	39	100%	173	151	1149	1146	100%	169
	All program completers, 2012-13	62	62	100%	173	151	2046	2036	100%	169
	All program completers, 2011-12	45	45	100%	173	151	2341	2340	100%	170
SE CK AND MILD TO MODERATE APPL (5543) Test Company: ETS Score Range: 100-200	All enrolled students who have completed all nonclinical courses, 2013-14	1				153	36	36	100%	171
	Other enrolled students, 2013-14	1				153	138	124	90%	165
	All program completers, 2013-14	6				153	276	275	100%	172
	All program completers, 2012-13	5				153	232	230	99%	170
	All program completers, 2011-12	3				153	214	214	100%	173
SE CK AND SEVERE TO PROF APPL (5545) Test Company: ETS Score Range: 100-200	All enrolled students who have completed all nonclinical courses, 2013-14						12	12	100%	173
	Other enrolled students, 2013-14						48	46	96%	171
	All program completers, 2013-14						139	139	100%	177
	All program completers, 2012-13						100	100	100%	177
	All program completers, 2011-12						80	80	100%	178
SE CORE KNOWLEDGE & APPLICATIONS (5354) Test Company: ETS Score Range: 100-200	All enrolled students who have completed all nonclinical courses, 2013-14						32	32	100%	168
	Other enrolled students, 2013-14						60	60	100%	170
	All program completers, 2013-14						92	92	100%	174
	All program completers, 2012-13						80	80	100%	173
	All program completers, 2011-12						104	104	100%	172

Single Assessment Institution-Level Pass Rate Data: Traditional Teacher Preparation Program Within IHE



**HEOA - Title II
2013 - 2014 Academic Year**

Institution Name	LIPSCOMB UNIVERSITY
Institution Code	1161
State	Tennessee

February 12, 2015

Assessment Information ¹	Group	Number Taking Assessment	Number Passing Assessment	Institutional Pass Rate	Institutional Average Scaled Score	Assessment Cut Score ²	Statewide			
							Number Taking Assessment	Number Passing Assessment	Statewide Pass Rate	Statewide Average Scaled Score
SE ED OF DEAF AND HARD OF HEARING (5272) Test Company: ETS Score Range: 100-200	All enrolled students who have completed all nonclinical courses, 2013-14									
	Other enrolled students, 2013-14									
	All program completers, 2013-14						7			
	All program completers, 2012-13						9			
	All program completers, 2011-12									
SE TEACHING STU WVISUAL IMPAIRMENT (DISCONTINUED) (0281) Test Company: ETS Score Range: 100-200	All enrolled students who have completed all nonclinical courses, 2013-14									
	Other enrolled students, 2013-14									
	All program completers, 2013-14									
	All program completers, 2012-13									
	All program completers, 2011-12						3			
SE TEACHING STU WVISUAL IMPAIRMENT (5282) Test Company: ETS Score Range: 100-200	All enrolled students who have completed all nonclinical courses, 2013-14									
	Other enrolled students, 2013-14									
	All program completers, 2013-14						2			
	All program completers, 2012-13						1			
	All program completers, 2011-12									
SE: PRESCHOOL EARLY CHILDHOOD (5691) Test Company: ETS Score Range: 100-200	All enrolled students who have completed all nonclinical courses, 2013-14						32	32	100%	170
	Other enrolled students, 2013-14						49	40	82%	169
	All program completers, 2013-14						82	82	100%	174
	All program completers, 2012-13						31	31	100%	176
	All program completers, 2011-12									

Single Assessment Institution-Level Pass Rate Data: Traditional Teacher Preparation Program Within IHE



**HEOA - Title II
2013 - 2014 Academic Year**

Institution Name	LIPSCOMB UNIVERSITY
Institution Code	1161
State	Tennessee

February 12, 2015

Assessment Information ¹	Group	Number Taking Assessment	Number Passing Assessment	Institutional Pass Rate	Institutional Average Scaled Score	Assessment Cut Score ²	Statewide			
							Number Taking Assessment	Number Passing Assessment	Statewide Pass Rate	Statewide Average Scaled Score
SOCIOLOGY (0950) Test Company: ETS Score Range: 250-990	All enrolled students who have completed all nonclinical courses, 2013-14									
	Other enrolled students, 2013-14						1			
	All program completers, 2013-14									
	All program completers, 2012-13									
	All program completers, 2011-12									
SPANISH WORLD LANGUAGE (5195) Test Company: ETS Score Range: 100-200	All enrolled students who have completed all nonclinical courses, 2013-14	2				163	5			
	Other enrolled students, 2013-14	2				163	10	4	40%	163
	All program completers, 2013-14	1				163	22	17	77%	170
	All program completers, 2012-13						23	18	78%	167
	All program completers, 2011-12						28	27	96%	174
SPECIAL ED PRESCHOOLEARLY CHILD (0690) Test Company: ETS Score Range: 250-990	All enrolled students who have completed all nonclinical courses, 2013-14									
	Other enrolled students, 2013-14						23	20	87%	600
	All program completers, 2013-14						5			
	All program completers, 2012-13						48	47	98%	610
	All program completers, 2011-12						107	106	99%	610
SPEECH COMMUNICATION: CK (5221) Test Company: ETS Score Range: 100-200	All enrolled students who have completed all nonclinical courses, 2013-14									
	Other enrolled students, 2013-14						1			
	All program completers, 2013-14						1			
	All program completers, 2012-13									
	All program completers, 2011-12									

Single Assessment Institution-Level Pass Rate Data: Traditional Teacher Preparation Program Within IHE




**HEOA - Title II
2013 - 2014 Academic Year**

Institution Name	LIPSCOMB UNIVERSITY
Institution Code	1161
State	Tennessee

February 12, 2015

Assessment Information ¹	Group	Number Taking Assessment	Number Passing Assessment	Institutional Pass Rate	Institutional Average Scaled Score	Assessment Cut Score ²	Statewide			
							Number Taking Assessment	Number Passing Assessment	Statewide Pass Rate	Statewide Average Scaled Score
SPEECH LANGUAGE PATHOLOGY (5330) Test Company: ETS Score Range: 250-990	All enrolled students who have completed all nonclinical courses, 2013-14									
	Other enrolled students, 2013-14									
	All program completers, 2013-14						12	12	100%	679
	All program completers, 2012-13						17	17	100%	686
	All program completers, 2011-12						9			
TEACHING READING: ELEM EDUCATION (5203) Test Company: ETS Score Range: 100-200	All enrolled students who have completed all nonclinical courses, 2013-14	20	19	95%	173	162	284	271	95%	173
	Other enrolled students, 2013-14	33	31	94%	174	162	724	610	84%	170
	All program completers, 2013-14	33	33	100%	176	162	786	770	98%	175
	All program completers, 2012-13						20	16	80%	169
	All program completers, 2011-12						6			
THEATRE (DISCONTINUED) (0640) Test Company: ETS Score Range: 250-990	All enrolled students who have completed all nonclinical courses, 2013-14									
	Other enrolled students, 2013-14	1				610	3			
	All program completers, 2013-14						1			
	All program completers, 2012-13	1				610	6			
	All program completers, 2011-12	2				610	8			
THEATRE (0641) Test Company: ETS Score Range: 100-200	All enrolled students who have completed all nonclinical courses, 2013-14						2			
	Other enrolled students, 2013-14						2			
	All program completers, 2013-14						8			
	All program completers, 2012-13						7			
	All program completers, 2011-12									

Single Assessment Institution-Level Pass Rate Data: Traditional Teacher Preparation Program Within IHE

	HEOA - Title II 2013 - 2014 Academic Year
	Institution Name
	Institution Code
	State

LIPSCOMB UNIVERSITY

1161

Tennessee

February 12, 2015

<i>Assessment Information</i> ¹	<i>Group</i>	<i>Number Taking Assessment</i>	<i>Number Passing Assessment</i>	<i>Institutional Pass Rate</i>	<i>Institutional Average Scaled Score</i>	<i>Assessment Cut Score</i> ²	Statewide			
							<i>Number Taking Assessment</i>	<i>Number Passing Assessment</i>	<i>Statewide Pass Rate</i>	<i>Statewide Average Scaled Score</i>
<i>WORLD AND U.S. HISTORY CK (5941)</i> <i>Test Company: ETS</i> <i>Score Range: 100-200</i>	All enrolled students who have completed all nonclinical courses, 2013-14	4				136	48	47	98%	159
	Other enrolled students, 2013-14	2				136	87	84	97%	159
	All program completers, 2013-14	11	11	100%	159	136	186	186	100%	160
	All program completers, 2012-13	10	10	100%	157	136	219	218	100%	162
	All program completers, 2011-12	9				136	205	204	100%	159

Note: In cases where there are less than ten students taking the assessment or license/certificate, the number passing and pass rate are not reported.

¹Tests with multiple delivery options (computer, paper, etc.) will be noted with the assessment code for one format only.

²Cut scores may vary for groups depending upon when the cut scores are established by the state and when each group completed their teacher certification or licensure assessment.