


Summary Institution-Level Pass Rate Data: *Alternative Teacher Preparation Program Within IHE*


		<p align="center">HEOA - Title II 2012 - 2013 Academic Year</p>				
Institution Name	LIPSCOMB UNIVERSITY					
Institution Code	1161					
State	Tennessee					
<i>April 2, 2014</i>						
				Statewide		
Group	Number Taking Assessment¹	Number Passing Assessment²	Institutional Pass Rate	Number Taking Assessment¹	Number Passing Assessment²	Statewide Pass Rate
All program completers, 2012-13	54	54	100%	419	383	91%
All program completers, 2011-12	58	57	98%	618	576	93%
All program completers, 2010-11	170	170	100%	779	764	98%

Note: In cases where there are less than ten students taking the assessment or license/certificate, the number passing and pass rate are not reported.

¹ Number of completers taking one or more assessments within their area of specialization.

² Summary level "Number Taking Assessment" may differ from assessment level "Number Taking Assessment" because each student is counted once at the summary level but may be counted in multiple assessments at the assessment level.

Summary Institution-Level Pass Rate Data: Traditional Teacher Preparation Program Within IHE


		HEOA - Title II 2012 - 2013 Academic Year				
Institution Name		LIPSCOMB UNIVERSITY				
Institution Code		1161				
State		Tennessee				
<i>April 2, 2014</i>						
				Statewide		
Group	Number Taking Assessment¹	Number Passing Assessment²	Institutional Pass Rate	Number Taking Assessment¹	Number Passing Assessment²	Statewide Pass Rate
All program completers, 2012-13	97	95	98%	3488	3388	97%
All program completers, 2011-12	81	81	100%	3631	3580	99%
All program completers, 2010-11	177	176	99%	3827	3767	98%

Note: In cases where there are less than ten students taking the assessment or license/certificate, the number passing and pass rate are not reported.

¹ Number of completers taking one or more assessments within their area of specialization.

² Summary level "Number Taking Assessment" may differ from assessment level "Number Taking Assessment" because each student is counted once at the summary level but may be counted in multiple assessments at the assessment level.

Single Assessment Institution-Level Pass Rate Data: Alternative Teacher Preparation Program Within IHE


	HEOA - Title II 2012 - 2013 Academic Year
	Institution Name
	Institution Code
	State

LIPSCOMB UNIVERSITY
1161
Tennessee

April 2, 2014

Assessment Information ¹	Group	Number Taking Assessment	Number Passing Assessment	Institutional Pass Rate	Institutional Average Scaled Score	Assessment Cut Score ²	Statewide			
							Number Taking Assessment	Number Passing Assessment	Statewide Pass Rate	Statewide Average Scaled Score
AGRICULTURE (0700) Test Company: ETS Score Range: 250-990	All enrolled students who have completed all nonclinical courses, 2012-13									
	Other enrolled students, 2012-13						4			
	All program completers, 2012-13						4			
	All program completers, 2011-12						8			
	All program completers, 2010-11						5			
ART CONTENT AND ANALYSIS (0135) Test Company: ETS Score Range: 100-200	All enrolled students who have completed all nonclinical courses, 2012-13						1			
	Other enrolled students, 2012-13	1				157	16	14	88%	171
	All program completers, 2012-13						9			
	All program completers, 2011-12	1				157	3			
	All program completers, 2010-11									
ART CONTENT KNOWLEDGE (0133) Test Company: ETS Score Range: 100-200	All enrolled students who have completed all nonclinical courses, 2012-13									
	Other enrolled students, 2012-13									
	All program completers, 2012-13									
	All program completers, 2011-12									
	All program completers, 2010-11	4				150	30	30	100%	170
ART CONTENT TRAD CRITIC AESTHETICS (0132) Test Company: ETS Score Range: 100-200	All enrolled students who have completed all nonclinical courses, 2012-13									
	Other enrolled students, 2012-13									
	All program completers, 2012-13									
	All program completers, 2011-12									
	All program completers, 2010-11						14	14	100%	148

Single Assessment Institution-Level Pass Rate Data: Alternative Teacher Preparation Program Within IHE

	HEOA - Title II 2012 - 2013 Academic Year	
	Institution Name	LIPSCOMB UNIVERSITY
	Institution Code	1161
	State	Tennessee

April 2, 2014

Assessment Information ¹	Group	Number Taking Assessment	Number Passing Assessment	Institutional Pass Rate	Institutional Average Scaled Score	Assessment Cut Score ²	Statewide			
							Number Taking Assessment	Number Passing Assessment	Statewide Pass Rate	Statewide Average Scaled Score
ART MAKING (0131) Test Company: ETS Score Range: 100-200	All enrolled students who have completed all nonclinical courses, 2012-13									
	Other enrolled students, 2012-13									
	All program completers, 2012-13									
	All program completers, 2011-12									
	All program completers, 2010-11	4				155	17	17	100%	166
BIOLOGY CONTENT ESSAYS (0233) Test Company: ETS Score Range: 100-200	All enrolled students who have completed all nonclinical courses, 2012-13						2			
	Other enrolled students, 2012-13						15	9	60%	147
	All program completers, 2012-13	2				146	27	21	78%	153
	All program completers, 2011-12	1				146	37	33	89%	155
	All program completers, 2010-11	9				146	44	40	91%	152
BIOLOGY CONTENT KNOWLEDGE (0235) Test Company: ETS Score Range: 100-200	All enrolled students who have completed all nonclinical courses, 2012-13						5			
	Other enrolled students, 2012-13	11	11	100%	174	148	36	27	75%	158
	All program completers, 2012-13	2				148	37	37	100%	163
	All program completers, 2011-12	1				148	45	43	96%	159
	All program completers, 2010-11	10	10	100%	170	148	55	54	98%	164
BUSINESS ED CONTENT KNOWLEDGE (0101) Test Company: ETS Score Range: 100-200	All enrolled students who have completed all nonclinical courses, 2012-13						1			
	Other enrolled students, 2012-13						11	9	82%	163
	All program completers, 2012-13						6			
	All program completers, 2011-12						11	10	91%	168
	All program completers, 2010-11						1			

Single Assessment Institution-Level Pass Rate Data: Alternative Teacher Preparation Program Within IHE



**HEOA - Title II
2012 - 2013 Academic Year**

Institution Name	LIPSCOMB UNIVERSITY
Institution Code	1161
State	Tennessee

April 2, 2014

Assessment Information ¹	Group	Number Taking Assessment	Number Passing Assessment	Institutional Pass Rate	Institutional Average Scaled Score	Assessment Cut Score ²	Statewide			
							Number Taking Assessment	Number Passing Assessment	Statewide Pass Rate	Statewide Average Scaled Score
BUSINESS ED (0100) Test Company: ETS Score Range: 250-990	All enrolled students who have completed all nonclinical courses, 2012-13									
	Other enrolled students, 2012-13									
	All program completers, 2012-13									
	All program completers, 2011-12						14	14	100%	644
	All program completers, 2010-11	1				570	20	20	100%	626
CHEMISTRY CONTENT KNOWLEDGE II (0245) Test Company: ETS Score Range: 100-200	All enrolled students who have completed all nonclinical courses, 2012-13						1			
	Other enrolled students, 2012-13	3				152	28	23	82%	164
	All program completers, 2012-13						9			
	All program completers, 2011-12	1				152	23	21	91%	164
	All program completers, 2010-11	5				152	26	26	100%	161
EARTH AND SPACE SCIENCES - CK (0571) Test Company: ETS Score Range: 100-200	All enrolled students who have completed all nonclinical courses, 2012-13									
	Other enrolled students, 2012-13						1			
	All program completers, 2012-13	1				146	1			
	All program completers, 2011-12						1			
	All program completers, 2010-11						1			
ECONOMICS (0910) Test Company: ETS Score Range: 250-990	All enrolled students who have completed all nonclinical courses, 2012-13									
	Other enrolled students, 2012-13						2			
	All program completers, 2012-13						1			
	All program completers, 2011-12	1				530	7			
	All program completers, 2010-11	1				530	3			

Single Assessment Institution-Level Pass Rate Data: Alternative Teacher Preparation Program Within IHE



**HEOA - Title II
2012 - 2013 Academic Year**

Institution Name	LIPSCOMB UNIVERSITY
Institution Code	1161
State	Tennessee

April 2, 2014

Assessment Information ¹	Group	Number Taking Assessment	Number Passing Assessment	Institutional Pass Rate	Institutional Average Scaled Score	Assessment Cut Score ²	Statewide			
							Number Taking Assessment	Number Passing Assessment	Statewide Pass Rate	Statewide Average Scaled Score
ECONOMICS (0911) Test Company: ETS Score Range: 100-200	All enrolled students who have completed all nonclinical courses, 2012-13									
	Other enrolled students, 2012-13						3			
	All program completers, 2012-13									
	All program completers, 2011-12									
	All program completers, 2010-11									
ED OF EXCEPTIONAL STUDENTS CORE CK (0353) Test Company: ETS Score Range: 100-200	All enrolled students who have completed all nonclinical courses, 2012-13									
	Other enrolled students, 2012-13									
	All program completers, 2012-13									
	All program completers, 2011-12						33	33	100%	166
	All program completers, 2010-11	21	21	100%	169	144	117	117	100%	170
ED OF EXCEPTIONAL STUDENTS MTMD (0542) Test Company: ETS Score Range: 100-200	All enrolled students who have completed all nonclinical courses, 2012-13									
	Other enrolled students, 2012-13									
	All program completers, 2012-13									
	All program completers, 2011-12	1				164	31	31	100%	176
	All program completers, 2010-11	21	21	100%	178	164	102	102	100%	179
ED OF EXCEPTIONAL STUDENTS STPD (0544) Test Company: ETS Score Range: 100-200	All enrolled students who have completed all nonclinical courses, 2012-13									
	Other enrolled students, 2012-13									
	All program completers, 2012-13									
	All program completers, 2011-12						1			
	All program completers, 2010-11						14	14	100%	174

Single Assessment Institution-Level Pass Rate Data: Alternative Teacher Preparation Program Within IHE



**HEOA - Title II
2012 - 2013 Academic Year**

Institution Name	LIPSCOMB UNIVERSITY
Institution Code	1161
State	Tennessee

April 2, 2014

Assessment Information ¹	Group	Number Taking Assessment	Number Passing Assessment	Institutional Pass Rate	Institutional Average Scaled Score	Assessment Cut Score ²	Statewide			
							Number Taking Assessment	Number Passing Assessment	Statewide Pass Rate	Statewide Average Scaled Score
EDUCATION OF YOUNG CHILDREN (0021) Test Company: ETS Score Range: 100-200	All enrolled students who have completed all nonclinical courses, 2012-13						1			
	Other enrolled students, 2012-13						2			
	All program completers, 2012-13						9			
	All program completers, 2011-12						16	16	100%	181
	All program completers, 2010-11						24	22	92%	183
ELEM ED CONTENT KNOWLEDGE (0014) Test Company: ETS Score Range: 100-200	All enrolled students who have completed all nonclinical courses, 2012-13						9			
	Other enrolled students, 2012-13	30	30	100%	175	140	69	65	94%	167
	All program completers, 2012-13	13	13	100%	168	140	43	42	98%	159
	All program completers, 2011-12	16	16	100%	180	140	74	70	95%	166
	All program completers, 2010-11	35	35	100%	172	140	106	105	99%	167
ELEM ED CURR INSTRUC ASSESSMENT (0011) Test Company: ETS Score Range: 100-200	All enrolled students who have completed all nonclinical courses, 2012-13						7			
	Other enrolled students, 2012-13	20	19	95%	182	159	35	31	89%	175
	All program completers, 2012-13	13	13	100%	181	159	41	39	95%	174
	All program completers, 2011-12	16	16	100%	186	159	58	57	98%	180
	All program completers, 2010-11	35	35	100%	180	159	90	90	100%	179
ENG LANG LIT COMP CONTENT KNOWLEDGE (0041) Test Company: ETS Score Range: 100-200	All enrolled students who have completed all nonclinical courses, 2012-13						10	9	90%	174
	Other enrolled students, 2012-13	12	12	100%	182	157	53	49	92%	175
	All program completers, 2012-13	6				157	31	31	100%	174
	All program completers, 2011-12	3				157	43	41	95%	175
	All program completers, 2010-11	10	10	100%	186	157	68	67	99%	178

Single Assessment Institution-Level Pass Rate Data: Alternative Teacher Preparation Program Within IHE



**HEOA - Title II
2012 - 2013 Academic Year**

Institution Name	LIPSCOMB UNIVERSITY
Institution Code	1161
State	Tennessee

April 2, 2014

Assessment Information ¹	Group	Number Taking Assessment	Number Passing Assessment	Institutional Pass Rate	Institutional Average Scaled Score	Assessment Cut Score ²	Statewide			
							Number Taking Assessment	Number Passing Assessment	Statewide Pass Rate	Statewide Average Scaled Score
ENG LANG LIT COMP PEDAGOGY (0043) Test Company: ETS Score Range: 100-200	All enrolled students who have completed all nonclinical courses, 2012-13									
	Other enrolled students, 2012-13						3			
	All program completers, 2012-13									
	All program completers, 2011-12	3				145	43	39	91%	153
	All program completers, 2010-11	10	10	100%	162	145	66	65	98%	158
ENGLISH TO SPEAKERS OF OTHER LANGUAGES II (0361) Test Company: ETS Score Range: 100-200	All enrolled students who have completed all nonclinical courses, 2012-13									
	Other enrolled students, 2012-13	4				143	8			
	All program completers, 2012-13	9				143	11	11	100%	157
	All program completers, 2011-12	8				143	13	13	100%	162
	All program completers, 2010-11	2				143	4			
ENGLISH TO SPEAKERS OF OTHER LANGUAGES (0360) Test Company: ETS Score Range: 250-990	All enrolled students who have completed all nonclinical courses, 2012-13									
	Other enrolled students, 2012-13									
	All program completers, 2012-13									
	All program completers, 2011-12						16	16	100%	691
	All program completers, 2010-11	11	11	100%	630	530	24	24	100%	634
FAMILY AND CONSUMER SCIENCES II (0121) Test Company: ETS Score Range: 100-200	All enrolled students who have completed all nonclinical courses, 2012-13						1			
	Other enrolled students, 2012-13						10	10	100%	167
	All program completers, 2012-13						5			
	All program completers, 2011-12						6			
	All program completers, 2010-11	1				157	5			

Single Assessment Institution-Level Pass Rate Data: Alternative Teacher Preparation Program Within IHE



**HEOA - Title II
2012 - 2013 Academic Year**

Institution Name	LIPSCOMB UNIVERSITY
Institution Code	1161
State	Tennessee

April 2, 2014

Assessment Information ¹	Group	Number Taking Assessment	Number Passing Assessment	Institutional Pass Rate	Institutional Average Scaled Score	Assessment Cut Score ²	Statewide			
							Number Taking Assessment	Number Passing Assessment	Statewide Pass Rate	Statewide Average Scaled Score
FAMILY AND CONSUMER SCIENCES (0120) Test Company: ETS Score Range: 250-990	All enrolled students who have completed all nonclinical courses, 2012-13									
	Other enrolled students, 2012-13									
	All program completers, 2012-13									
	All program completers, 2011-12									
	All program completers, 2010-11						1			
FRENCH CONTENT KNOWLEDGE (0173) Test Company: ETS Score Range: 100-200	All enrolled students who have completed all nonclinical courses, 2012-13									
	Other enrolled students, 2012-13									
	All program completers, 2012-13									
	All program completers, 2011-12									
	All program completers, 2010-11	1				160	2			
FRENCH PRODUCTIVE LANGUAGE SKILLS (0171) Test Company: ETS Score Range: 100-200	All enrolled students who have completed all nonclinical courses, 2012-13									
	Other enrolled students, 2012-13									
	All program completers, 2012-13									
	All program completers, 2011-12									
	All program completers, 2010-11	1				165	2			
FRENCH WORLD LANGUAGE (CD) (5174) Test Company: ETS Score Range: 100-200	All enrolled students who have completed all nonclinical courses, 2012-13									
	Other enrolled students, 2012-13						4			
	All program completers, 2012-13						2			
	All program completers, 2011-12						4			
	All program completers, 2010-11									

Single Assessment Institution-Level Pass Rate Data: Alternative Teacher Preparation Program Within IHE



**HEOA - Title II
2012 - 2013 Academic Year**

Institution Name	LIPSCOMB UNIVERSITY
Institution Code	1161
State	Tennessee

April 2, 2014

Assessment Information ¹	Group	Number Taking Assessment	Number Passing Assessment	Institutional Pass Rate	Institutional Average Scaled Score	Assessment Cut Score ²	Statewide			
							Number Taking Assessment	Number Passing Assessment	Statewide Pass Rate	Statewide Average Scaled Score
GENERAL SCI CONTENT KNOWL PART 1 (0431) Test Company: ETS Score Range: 100-200	All enrolled students who have completed all nonclinical courses, 2012-13									
	Other enrolled students, 2012-13						1			
	All program completers, 2012-13									
	All program completers, 2011-12	1				145	22	22	100%	164
	All program completers, 2010-11	5				145	26	26	100%	167
GENERAL SCIENCE CONTENT ESSAYS (0433) Test Company: ETS Score Range: 100-200	All enrolled students who have completed all nonclinical courses, 2012-13									
	Other enrolled students, 2012-13									
	All program completers, 2012-13									
	All program completers, 2011-12						6			
	All program completers, 2010-11	1				130	7			
GEOGRAPHY II (0921) Test Company: ETS Score Range: 100-200	All enrolled students who have completed all nonclinical courses, 2012-13									
	Other enrolled students, 2012-13	2				149	2			
	All program completers, 2012-13									
	All program completers, 2011-12									
	All program completers, 2010-11									
GEOGRAPHY (0920) Test Company: ETS Score Range: 250-990	All enrolled students who have completed all nonclinical courses, 2012-13									
	Other enrolled students, 2012-13									
	All program completers, 2012-13									
	All program completers, 2011-12						2			
	All program completers, 2010-11						4			

Single Assessment Institution-Level Pass Rate Data: Alternative Teacher Preparation Program Within IHE



**HEOA - Title II
2012 - 2013 Academic Year**

Institution Name	LIPSCOMB UNIVERSITY
Institution Code	1161
State	Tennessee

April 2, 2014

Assessment Information ¹	Group	Number Taking Assessment	Number Passing Assessment	Institutional Pass Rate	Institutional Average Scaled Score	Assessment Cut Score ²	Statewide			
							Number Taking Assessment	Number Passing Assessment	Statewide Pass Rate	Statewide Average Scaled Score
GERMAN WORLD LANGUAGE (CD) (5183) Test Company: ETS Score Range: 100-200	All enrolled students who have completed all nonclinical courses, 2012-13									
	Other enrolled students, 2012-13						2			
	All program completers, 2012-13	1				157	1			
	All program completers, 2011-12						1			
	All program completers, 2010-11									
GOVERNMENT POLITICAL SCIENCE (0930) Test Company: ETS Score Range: 250-990	All enrolled students who have completed all nonclinical courses, 2012-13									
	Other enrolled students, 2012-13	1				600	6			
	All program completers, 2012-13						4			
	All program completers, 2011-12						6			
	All program completers, 2010-11	2				600	6			
GOVERNMENT POLITICAL SCIENCE (0931) Test Company: ETS Score Range: 100-200	All enrolled students who have completed all nonclinical courses, 2012-13									
	Other enrolled students, 2012-13						2			
	All program completers, 2012-13									
	All program completers, 2011-12									
	All program completers, 2010-11									
HEALTH EDUCATION (0550) Test Company: ETS Score Range: 250-990	All enrolled students who have completed all nonclinical courses, 2012-13									
	Other enrolled students, 2012-13						5			
	All program completers, 2012-13	1				570	2			
	All program completers, 2011-12						5			
	All program completers, 2010-11	1				570	3			

Single Assessment Institution-Level Pass Rate Data: *Alternative Teacher Preparation Program Within IHE*




**HEOA - Title II
2012 - 2013 Academic Year**

Institution Name	LIPSCOMB UNIVERSITY
Institution Code	1161
State	Tennessee

April 2, 2014

Assessment Information ¹	Group	Number Taking Assessment	Number Passing Assessment	Institutional Pass Rate	Institutional Average Scaled Score	Assessment Cut Score ²	Statewide			
							Number Taking Assessment	Number Passing Assessment	Statewide Pass Rate	Statewide Average Scaled Score
LATIN (0600) Test Company: ETS Score Range: 250-990	All enrolled students who have completed all nonclinical courses, 2012-13									
	Other enrolled students, 2012-13						1			
	All program completers, 2012-13						1			
	All program completers, 2011-12						5			
	All program completers, 2010-11									
MARKETING EDUCATION II (0561) Test Company: ETS Score Range: 100-200	All enrolled students who have completed all nonclinical courses, 2012-13						1			
	Other enrolled students, 2012-13						6			
	All program completers, 2012-13						2			
	All program completers, 2011-12						4			
	All program completers, 2010-11						7			
MARKETING EDUCATION (0560) Test Company: ETS Score Range: 250-990	All enrolled students who have completed all nonclinical courses, 2012-13									
	Other enrolled students, 2012-13									
	All program completers, 2012-13									
	All program completers, 2011-12						1			
	All program completers, 2010-11									
MATHEMATICS CONTENT KNOWLEDGE (0061) Test Company: ETS Score Range: 100-200	All enrolled students who have completed all nonclinical courses, 2012-13						5			
	Other enrolled students, 2012-13	13	11	85%	150	136	81	54	67%	143
	All program completers, 2012-13	6				136	49	47	96%	150
	All program completers, 2011-12	7				136	69	63	91%	147
	All program completers, 2010-11	28	28	100%	153	136	106	105	99%	151

Single Assessment Institution-Level Pass Rate Data: Alternative Teacher Preparation Program Within IHE

	HEOA - Title II 2012 - 2013 Academic Year
	Institution Name
	Institution Code
	State

LIPSCOMB UNIVERSITY
1161
Tennessee

April 2, 2014

Assessment Information ¹	Group	Number Taking Assessment	Number Passing Assessment	Institutional Pass Rate	Institutional Average Scaled Score	Assessment Cut Score ²	Statewide			
							Number Taking Assessment	Number Passing Assessment	Statewide Pass Rate	Statewide Average Scaled Score
MATHEMATICS PEDAGOGY (0065) Test Company: ETS Score Range: 100-200	All enrolled students who have completed all nonclinical courses, 2012-13									
	Other enrolled students, 2012-13						2			
	All program completers, 2012-13									
	All program completers, 2011-12	7				125	65	62	95%	144
	All program completers, 2010-11	27	27	100%	150	125	106	106	100%	148
MIDDLE SCHOOL CONTENT KNOWLEDGE (0146) Test Company: ETS Score Range: 100-200	All enrolled students who have completed all nonclinical courses, 2012-13						8			
	Other enrolled students, 2012-13	37	37	100%	175	150	74	69	93%	169
	All program completers, 2012-13	17	17	100%	175	150	51	51	100%	170
	All program completers, 2011-12	10	10	100%	179	150	70	69	99%	168
	All program completers, 2010-11	12	12	100%	171	150	58	57	98%	165
MUSIC CONCEPTS AND PROCESSES (0111) Test Company: ETS Score Range: 100-200	All enrolled students who have completed all nonclinical courses, 2012-13						2			
	Other enrolled students, 2012-13						7			
	All program completers, 2012-13						6			
	All program completers, 2011-12						4			
	All program completers, 2010-11						4			
MUSIC CONTENT & INSTRUCTION (0114) Test Company: ETS Score Range: 100-200	All enrolled students who have completed all nonclinical courses, 2012-13									
	Other enrolled students, 2012-13						2			
	All program completers, 2012-13									
	All program completers, 2011-12									
	All program completers, 2010-11									

Single Assessment Institution-Level Pass Rate Data: Alternative Teacher Preparation Program Within IHE



**HEOA - Title II
2012 - 2013 Academic Year**

Institution Name	LIPSCOMB UNIVERSITY
Institution Code	1161
State	Tennessee

April 2, 2014

Assessment Information ¹	Group	Number Taking Assessment	Number Passing Assessment	Institutional Pass Rate	Institutional Average Scaled Score	Assessment Cut Score ²	Statewide			
							Number Taking Assessment	Number Passing Assessment	Statewide Pass Rate	Statewide Average Scaled Score
MUSIC CONTENT KNOWLEDGE (0113) Test Company: ETS Score Range: 100-200	All enrolled students who have completed all nonclinical courses, 2012-13						3			
	Other enrolled students, 2012-13						12	6	50%	156
	All program completers, 2012-13						9			
	All program completers, 2011-12						4			
	All program completers, 2010-11						4			
PHYSICAL ED ANALYSIS AND DESIGN (0092) Test Company: ETS Score Range: 100-200	All enrolled students who have completed all nonclinical courses, 2012-13									
	Other enrolled students, 2012-13									
	All program completers, 2012-13									
	All program completers, 2011-12	1				148	7			
	All program completers, 2010-11						17	17	100%	160
PHYSICAL ED CONTENT AND DESIGN (0095) Test Company: ETS Score Range: 100-200	All enrolled students who have completed all nonclinical courses, 2012-13						4			
	Other enrolled students, 2012-13						17	9	53%	165
	All program completers, 2012-13						12	10	83%	169
	All program completers, 2011-12						7			
	All program completers, 2010-11						1			
PHYSICAL ED CONTENT KNOWLEDGE (0091) Test Company: ETS Score Range: 100-200	All enrolled students who have completed all nonclinical courses, 2012-13									
	Other enrolled students, 2012-13									
	All program completers, 2012-13									
	All program completers, 2011-12	1				152	11	9	82%	153
	All program completers, 2010-11						17	16	94%	156

Single Assessment Institution-Level Pass Rate Data: Alternative Teacher Preparation Program Within IHE




**HEOA - Title II
2012 - 2013 Academic Year**

Institution Name	LIPSCOMB UNIVERSITY
Institution Code	1161
State	Tennessee

April 2, 2014

Assessment Information ¹	Group	Number Taking Assessment	Number Passing Assessment	Institutional Pass Rate	Institutional Average Scaled Score	Assessment Cut Score ²	Statewide			
							Number Taking Assessment	Number Passing Assessment	Statewide Pass Rate	Statewide Average Scaled Score
PHYSICS CONTENT ESSAYS (0262) Test Company: ETS Score Range: 100-200	All enrolled students who have completed all nonclinical courses, 2012-13									
	Other enrolled students, 2012-13									
	All program completers, 2012-13									
	All program completers, 2011-12						2			
	All program completers, 2010-11						1			
PHYSICS CONTENT KNOWLEDGE II (0265) Test Company: ETS Score Range: 100-200	All enrolled students who have completed all nonclinical courses, 2012-13									
	Other enrolled students, 2012-13						5			
	All program completers, 2012-13						2			
	All program completers, 2011-12						2			
	All program completers, 2010-11	1				144	2			
PRINC LEARNING AND TEACHING 5-9 II (0623) Test Company: ETS Score Range: 100-200	All enrolled students who have completed all nonclinical courses, 2012-13						5			
	Other enrolled students, 2012-13	12	12	100%	183	158	40	35	88%	174
	All program completers, 2012-13	19	19	100%	180	158	49	46	94%	177
	All program completers, 2011-12	9				158	46	45	98%	174
	All program completers, 2010-11									
PRINC LEARNING AND TEACHING 5-9 (0523) Test Company: ETS Score Range: 100-200	All enrolled students who have completed all nonclinical courses, 2012-13									
	Other enrolled students, 2012-13									
	All program completers, 2012-13									
	All program completers, 2011-12	5				154	50	49	98%	170
	All program completers, 2010-11	25	25	100%	170	154	96	96	100%	171

Single Assessment Institution-Level Pass Rate Data: Alternative Teacher Preparation Program Within IHE

	HEOA - Title II 2012 - 2013 Academic Year
	Institution Name
	Institution Code
	State

LIPSCOMB UNIVERSITY

1161

Tennessee

April 2, 2014

Assessment Information ¹	Group	Number Taking Assessment	Number Passing Assessment	Institutional Pass Rate	Institutional Average Scaled Score	Assessment Cut Score ²	Statewide			
							Number Taking Assessment	Number Passing Assessment	Statewide Pass Rate	Statewide Average Scaled Score
PRINC LEARNING AND TEACHING 7-12 II (0624) Test Company: ETS Score Range: 100-200	All enrolled students who have completed all nonclinical courses, 2012-13						21	20	95%	171
	Other enrolled students, 2012-13	26	26	100%	181	155	132	124	94%	173
	All program completers, 2012-13	15	15	100%	183	155	190	184	97%	173
	All program completers, 2011-12	8				155	163	163	100%	173
	All program completers, 2010-11						21	20	95%	168
PRINC LEARNING AND TEACHING 7-12 (0524) Test Company: ETS Score Range: 100-200	All enrolled students who have completed all nonclinical courses, 2012-13									
	Other enrolled students, 2012-13									
	All program completers, 2012-13									
	All program completers, 2011-12	11	10	91%	172	159	172	167	97%	172
	All program completers, 2010-11	86	86	100%	179	159	411	411	100%	175
PRINC LEARNING AND TEACHING EARLY CHILD II (0621) Test Company: ETS Score Range: 100-200	All enrolled students who have completed all nonclinical courses, 2012-13						1			
	Other enrolled students, 2012-13	1				155	3			
	All program completers, 2012-13						9			
	All program completers, 2011-12						10	9	90%	166
	All program completers, 2010-11						1			
PRINC LEARNING AND TEACHING EARLY CHILD (0521) Test Company: ETS Score Range: 100-200	All enrolled students who have completed all nonclinical courses, 2012-13									
	Other enrolled students, 2012-13									
	All program completers, 2012-13									
	All program completers, 2011-12						8			
	All program completers, 2010-11	1				155	27	27	100%	183

Single Assessment Institution-Level Pass Rate Data: *Alternative Teacher Preparation Program Within IHE*



**HEOA - Title II
2012 - 2013 Academic Year**

Institution Name	LIPSCOMB UNIVERSITY
Institution Code	1161
State	Tennessee

April 2, 2014

Assessment Information ¹	Group	Number Taking Assessment	Number Passing Assessment	Institutional Pass Rate	Institutional Average Scaled Score	Assessment Cut Score ²	Statewide			
							Number Taking Assessment	Number Passing Assessment	Statewide Pass Rate	Statewide Average Scaled Score
PRINC LEARNING AND TEACHING K-6 II (0622) Test Company: ETS Score Range: 100-200	All enrolled students who have completed all nonclinical courses, 2012-13						15	14	93%	171
	Other enrolled students, 2012-13	20	19	95%	180	158	52	45	87%	175
	All program completers, 2012-13	15	15	100%	180	158	66	65	98%	175
	All program completers, 2011-12	12	12	100%	181	158	62	61	98%	178
	All program completers, 2010-11						4			
PRINC LEARNING AND TEACHING K-6 (0522) Test Company: ETS Score Range: 100-200	All enrolled students who have completed all nonclinical courses, 2012-13									
	Other enrolled students, 2012-13									
	All program completers, 2012-13									
	All program completers, 2011-12	12	12	100%	179	155	75	75	100%	174
	All program completers, 2010-11	55	55	100%	178	155	193	191	99%	176
PSYCHOLOGY (0390) Test Company: ETS Score Range: 250-990	All enrolled students who have completed all nonclinical courses, 2012-13									
	Other enrolled students, 2012-13						2			
	All program completers, 2012-13						2			
	All program completers, 2011-12									
	All program completers, 2010-11						1			
READING ACROSS CURRICULUM ELEM (0201) Test Company: ETS Score Range: 100-200	All enrolled students who have completed all nonclinical courses, 2012-13						24	24	100%	166
	Other enrolled students, 2012-13	64	63	98%	177	151	152	137	90%	169
	All program completers, 2012-13	37	37	100%	176	151	168	166	99%	169
	All program completers, 2011-12	39	39	100%	177	151	240	238	99%	169
	All program completers, 2010-11	72	72	100%	173	151	287	287	100%	171

Single Assessment Institution-Level Pass Rate Data: Alternative Teacher Preparation Program Within IHE



**HEOA - Title II
2012 - 2013 Academic Year**

Institution Name	LIPSCOMB UNIVERSITY
Institution Code	1161
State	Tennessee

April 2, 2014

Assessment Information ¹	Group	Number Taking Assessment	Number Passing Assessment	Institutional Pass Rate	Institutional Average Scaled Score	Assessment Cut Score ²	Statewide			
							Number Taking Assessment	Number Passing Assessment	Statewide Pass Rate	Statewide Average Scaled Score
SE CK AND MILD TO MODERATE APPL (0543) Test Company: ETS Score Range: 100-200	All enrolled students who have completed all nonclinical courses, 2012-13						10	10	100%	169
	Other enrolled students, 2012-13	5				153	76	69	91%	166
	All program completers, 2012-13	8				153	65	65	100%	170
	All program completers, 2011-12	10	10	100%	175	153	84	83	99%	172
	All program completers, 2010-11	3				153	32	32	100%	172
SE CK AND SEVERE TO PROF APPL (0545) Test Company: ETS Score Range: 100-200	All enrolled students who have completed all nonclinical courses, 2012-13						1			
	Other enrolled students, 2012-13						9			
	All program completers, 2012-13						8			
	All program completers, 2011-12						4			
	All program completers, 2010-11						3			
SE CORE KNOWLEDGE & APPLICATIONS (0354) Test Company: ETS Score Range: 100-200	All enrolled students who have completed all nonclinical courses, 2012-13									
	Other enrolled students, 2012-13									
	All program completers, 2012-13						1			
	All program completers, 2011-12									
	All program completers, 2010-11						1			
SOCIOLOGY (0950) Test Company: ETS Score Range: 250-990	All enrolled students who have completed all nonclinical courses, 2012-13									
	Other enrolled students, 2012-13									
	All program completers, 2012-13						2			
	All program completers, 2011-12									
	All program completers, 2010-11									

Single Assessment Institution-Level Pass Rate Data: Alternative Teacher Preparation Program Within IHE



**HEOA - Title II
2012 - 2013 Academic Year**

Institution Name	LIPSCOMB UNIVERSITY
Institution Code	1161
State	Tennessee

April 2, 2014

Assessment Information ¹	Group	Number Taking Assessment	Number Passing Assessment	Institutional Pass Rate	Institutional Average Scaled Score	Assessment Cut Score ²	Statewide			
							Number Taking Assessment	Number Passing Assessment	Statewide Pass Rate	Statewide Average Scaled Score
SPANISH CONTENT KNOWLEDGE (0191) Test Company: ETS Score Range: 100-200	All enrolled students who have completed all nonclinical courses, 2012-13									
	Other enrolled students, 2012-13									
	All program completers, 2012-13									
	All program completers, 2011-12						7			
	All program completers, 2010-11	13	13	100%	172	152	32	32	100%	170
SPANISH PRODUCTIVE LANGUAGE SKILLS (0192) Test Company: ETS Score Range: 100-200	All enrolled students who have completed all nonclinical courses, 2012-13									
	Other enrolled students, 2012-13									
	All program completers, 2012-13									
	All program completers, 2011-12						5			
	All program completers, 2010-11	14	14	100%	169	154	31	30	97%	169
SPANISH WORLD LANGUAGE (CD) (5195) Test Company: ETS Score Range: 100-200	All enrolled students who have completed all nonclinical courses, 2012-13						4			
	Other enrolled students, 2012-13	3				163	23	14	61%	165
	All program completers, 2012-13						20	17	85%	167
	All program completers, 2011-12						16	14	88%	171
	All program completers, 2010-11	3				163	9			
SPEC ED: PRESCHOOLEARLY CHILDHOOD (0691) Test Company: ETS Score Range: 100-200	All enrolled students who have completed all nonclinical courses, 2012-13									
	Other enrolled students, 2012-13									
	All program completers, 2012-13						1			
	All program completers, 2011-12									
	All program completers, 2010-11									

Single Assessment Institution-Level Pass Rate Data: Alternative Teacher Preparation Program Within IHE




**HEOA - Title II
2012 - 2013 Academic Year**

Institution Name	LIPSCOMB UNIVERSITY
Institution Code	1161
State	Tennessee

April 2, 2014

Assessment Information ¹	Group	Number Taking Assessment	Number Passing Assessment	Institutional Pass Rate	Institutional Average Scaled Score	Assessment Cut Score ²	Statewide			
							Number Taking Assessment	Number Passing Assessment	Statewide Pass Rate	Statewide Average Scaled Score
SPECIAL ED PRESCHOOLEARLY CHILD (0690) Test Company: ETS Score Range: 250-990	All enrolled students who have completed all nonclinical courses, 2012-13									
	Other enrolled students, 2012-13						2			
	All program completers, 2012-13									
	All program completers, 2011-12						6			
	All program completers, 2010-11						13	13	100%	616
SPEECH COMMUNICATIONS (0221) Test Company: ETS Score Range: 100-200	All enrolled students who have completed all nonclinical courses, 2012-13									
	Other enrolled students, 2012-13						1			
	All program completers, 2012-13						1			
	All program completers, 2011-12	1				144	2			
	All program completers, 2010-11									
THEATRE (0640) Test Company: ETS Score Range: 250-990	All enrolled students who have completed all nonclinical courses, 2012-13						1			
	Other enrolled students, 2012-13	1				610	7			
	All program completers, 2012-13						3			
	All program completers, 2011-12						3			
	All program completers, 2010-11	1				610	7			
THEATRE (0641) Test Company: ETS Score Range: 100-200	All enrolled students who have completed all nonclinical courses, 2012-13									
	Other enrolled students, 2012-13						2			
	All program completers, 2012-13						1			
	All program completers, 2011-12									
	All program completers, 2010-11									

Single Assessment Institution-Level Pass Rate Data: *Alternative Teacher Preparation Program Within IHE*

	HEOA - Title II 2012 - 2013 Academic Year	
	Institution Name	LIPSCOMB UNIVERSITY
	Institution Code	1161
	State	Tennessee

April 2, 2014


<i>Assessment Information</i> ¹	<i>Group</i>	<i>Number Taking Assessment</i>	<i>Number Passing Assessment</i>	<i>Institutional Pass Rate</i>	<i>Institutional Average Scaled Score</i>	<i>Assessment Cut Score</i> ²	Statewide				
							<i>Number Taking Assessment</i>	<i>Number Passing Assessment</i>	<i>Statewide Pass Rate</i>	<i>Statewide Average Scaled Score</i>	
<i>WORLD AND U.S. HISTORY CK (0941)</i> <i>Test Company: ETS</i> <i>Score Range: 100-200</i>	All enrolled students who have completed all nonclinical courses, 2012-13						6				
	Other enrolled students, 2012-13	2				136	23	22	96%	161	
	All program completers, 2012-13	3				136	19	19	100%	156	
	All program completers, 2011-12						24	23	96%	154	
	All program completers, 2010-11	6				136	32	32	100%	159	

Note: In cases where there are less than ten students taking the assessment or license/certificate, the number passing and pass rate are not reported.


¹Tests with multiple delivery options (computer, paper, etc.) will be noted with the assessment code for one format only.

²Cut scores may vary for groups depending upon when the cut scores are established by the state and when each group completed their teacher certification or licensure assessment.

Single Assessment Institution-Level Pass Rate Data: Traditional Teacher Preparation Program Within IHE

		<p align="center">HEOA - Title II 2012 - 2013 Academic Year</p>								
Institution Name		LIPSCOMB UNIVERSITY								
Institution Code		1161								
State		Tennessee								
							April 2, 2014			
Assessment Information ¹	Group	Number Taking Assessment	Number Passing Assessment	Institutional Pass Rate	Institutional Average Scaled Score	Assessment Cut Score ²	Statewide			
							Number Taking Assessment	Number Passing Assessment	Statewide Pass Rate	Statewide Average Scaled Score
AGRICULTURE (0700) Test Company: ETS Score Range: 250-990	All enrolled students who have completed all nonclinical courses, 2012-13						1			
	Other enrolled students, 2012-13						5			
	All program completers, 2012-13						11	9	82%	564
	All program completers, 2011-12						29	27	93%	581
	All program completers, 2010-11						24	23	96%	580
ART CONTENT AND ANALYSIS (0135) Test Company: ETS Score Range: 100-200	All enrolled students who have completed all nonclinical courses, 2012-13	1				157	18	18	100%	171
	Other enrolled students, 2012-13	5				157	33	28	85%	166
	All program completers, 2012-13	1				157	62	62	100%	169
	All program completers, 2011-12	1				157	35	34	97%	170
	All program completers, 2010-11									
ART CONTENT KNOWLEDGE (0133) Test Company: ETS Score Range: 100-200	All enrolled students who have completed all nonclinical courses, 2012-13									
	Other enrolled students, 2012-13									
	All program completers, 2012-13									
	All program completers, 2011-12									
	All program completers, 2010-11	6				150	76	76	100%	171
ART CONTENT TRAD CRITIC AESTHETICS (0132) Test Company: ETS Score Range: 100-200	All enrolled students who have completed all nonclinical courses, 2012-13									
	Other enrolled students, 2012-13									
	All program completers, 2012-13									
	All program completers, 2011-12									
	All program completers, 2010-11						43	42	98%	149

Single Assessment Institution-Level Pass Rate Data: Traditional Teacher Preparation Program Within IHE

	HEOA - Title II 2012 - 2013 Academic Year
	Institution Name
	Institution Code
	State

LIPSCOMB UNIVERSITY


1161

Tennessee

April 2, 2014

Assessment Information ¹	Group	Number Taking Assessment	Number Passing Assessment	Institutional Pass Rate	Institutional Average Scaled Score	Assessment Cut Score ²	Statewide			
							Number Taking Assessment	Number Passing Assessment	Statewide Pass Rate	Statewide Average Scaled Score
ART MAKING (0131) Test Company: ETS Score Range: 100-200	All enrolled students who have completed all nonclinical courses, 2012-13									
	Other enrolled students, 2012-13									
	All program completers, 2012-13									
	All program completers, 2011-12									
	All program completers, 2010-11	6				155	33	33	100%	166
BIOLOGY CONTENT ESSAYS (0233) Test Company: ETS Score Range: 100-200	All enrolled students who have completed all nonclinical courses, 2012-13						5			
	Other enrolled students, 2012-13						12	6	50%	146
	All program completers, 2012-13	2				146	34	24	71%	148
	All program completers, 2011-12	1				146	59	59	100%	156
	All program completers, 2010-11	3				146	52	49	94%	154
BIOLOGY CONTENT KNOWLEDGE (0235) Test Company: ETS Score Range: 100-200	All enrolled students who have completed all nonclinical courses, 2012-13	2				148	22	20	91%	162
	Other enrolled students, 2012-13	1				148	33	24	73%	157
	All program completers, 2012-13	3				148	67	64	96%	163
	All program completers, 2011-12	1				148	72	72	100%	163
	All program completers, 2010-11	3				148	60	57	95%	162
BUSINESS ED CONTENT KNOWLEDGE (0101) Test Company: ETS Score Range: 100-200	All enrolled students who have completed all nonclinical courses, 2012-13						17	17	100%	170
	Other enrolled students, 2012-13						13	11	85%	167
	All program completers, 2012-13						36	36	100%	171
	All program completers, 2011-12						31	31	100%	173
	All program completers, 2010-11						17	17	100%	176

Single Assessment Institution-Level Pass Rate Data: Traditional Teacher Preparation Program Within IHE

	HEOA - Title II 2012 - 2013 Academic Year	
	Institution Name	LIPSCOMB UNIVERSITY
	Institution Code	1161
	State	Tennessee

April 2, 2014

Assessment Information ¹	Group	Number Taking Assessment	Number Passing Assessment	Institutional Pass Rate	Institutional Average Scaled Score	Assessment Cut Score ²	Statewide			
							Number Taking Assessment	Number Passing Assessment	Statewide Pass Rate	Statewide Average Scaled Score
BUSINESS ED (0100) Test Company: ETS Score Range: 250-990	All enrolled students who have completed all nonclinical courses, 2012-13									
	Other enrolled students, 2012-13									
	All program completers, 2012-13									
	All program completers, 2011-12						7			
	All program completers, 2010-11						35	35	100%	642
CHEMISTRY CONTENT KNOWLEDGE II (0245) Test Company: ETS Score Range: 100-200	All enrolled students who have completed all nonclinical courses, 2012-13						1			
	Other enrolled students, 2012-13	1				152	21	11	52%	151
	All program completers, 2012-13						8			
	All program completers, 2011-12	1				152	22	20	91%	166
	All program completers, 2010-11						13	13	100%	166
EARTH AND SPACE SCIENCES - CK (0571) Test Company: ETS Score Range: 100-200	All enrolled students who have completed all nonclinical courses, 2012-13									
	Other enrolled students, 2012-13						2			
	All program completers, 2012-13						2			
	All program completers, 2011-12						5			
	All program completers, 2010-11						2			
ECONOMICS (0910) Test Company: ETS Score Range: 250-990	All enrolled students who have completed all nonclinical courses, 2012-13									
	Other enrolled students, 2012-13	1				530	5			
	All program completers, 2012-13									
	All program completers, 2011-12						5			
	All program completers, 2010-11						6			

Single Assessment Institution-Level Pass Rate Data: Traditional Teacher Preparation Program Within IHE




**HEOA - Title II
2012 - 2013 Academic Year**

Institution Name	LIPSCOMB UNIVERSITY
Institution Code	1161
State	Tennessee

April 2, 2014

Assessment Information ¹	Group	Number Taking Assessment	Number Passing Assessment	Institutional Pass Rate	Institutional Average Scaled Score	Assessment Cut Score ²	Statewide			
							Number Taking Assessment	Number Passing Assessment	Statewide Pass Rate	Statewide Average Scaled Score
ECONOMICS (0911) Test Company: ETS Score Range: 100-200	All enrolled students who have completed all nonclinical courses, 2012-13									
	Other enrolled students, 2012-13						1			
	All program completers, 2012-13						2			
	All program completers, 2011-12									
	All program completers, 2010-11									
ED OF DEAF AND HARD OF HEARING (0271) Test Company: ETS Score Range: 100-200	All enrolled students who have completed all nonclinical courses, 2012-13									
	Other enrolled students, 2012-13									
	All program completers, 2012-13									
	All program completers, 2011-12						4			
	All program completers, 2010-11						6			
ED OF EXCEPTIONAL STUDENTS CORE CK (0353) Test Company: ETS Score Range: 100-200	All enrolled students who have completed all nonclinical courses, 2012-13									
	Other enrolled students, 2012-13									
	All program completers, 2012-13									
	All program completers, 2011-12						18	18	100%	172
	All program completers, 2010-11	10	10	100%	172	144	153	153	100%	171
ED OF EXCEPTIONAL STUDENTS MTMD (0542) Test Company: ETS Score Range: 100-200	All enrolled students who have completed all nonclinical courses, 2012-13									
	Other enrolled students, 2012-13									
	All program completers, 2012-13									
	All program completers, 2011-12						9			
	All program completers, 2010-11	10	10	100%	181	164	84	84	100%	178

Single Assessment Institution-Level Pass Rate Data: Traditional Teacher Preparation Program Within IHE

	HEOA - Title II 2012 - 2013 Academic Year
	Institution Name
	Institution Code
	State

LIPSCOMB UNIVERSITY


1161

Tennessee

April 2, 2014

Assessment Information ¹	Group	Number Taking Assessment	Number Passing Assessment	Institutional Pass Rate	Institutional Average Scaled Score	Assessment Cut Score ²	Statewide			
							Number Taking Assessment	Number Passing Assessment	Statewide Pass Rate	Statewide Average Scaled Score
ED OF EXCEPTIONAL STUDENTS STPD (0544) Test Company: ETS Score Range: 100-200	All enrolled students who have completed all nonclinical courses, 2012-13									
	Other enrolled students, 2012-13									
	All program completers, 2012-13									
	All program completers, 2011-12						3			
	All program completers, 2010-11						27	27	100%	171
EDUCATION OF YOUNG CHILDREN (0021) Test Company: ETS Score Range: 100-200	All enrolled students who have completed all nonclinical courses, 2012-13	1				155	103	103	100%	182
	Other enrolled students, 2012-13	1				155	133	131	98%	181
	All program completers, 2012-13	1				155	293	293	100%	183
	All program completers, 2011-12						353	353	100%	182
	All program completers, 2010-11						378	378	100%	182
ELEM ED CONTENT KNOWLEDGE (0014) Test Company: ETS Score Range: 100-200	All enrolled students who have completed all nonclinical courses, 2012-13	15	15	100%	163	140	518	510	98%	164
	Other enrolled students, 2012-13	60	59	98%	171	140	949	918	97%	163
	All program completers, 2012-13	50	50	100%	162	140	1825	1816	100%	165
	All program completers, 2011-12	41	41	100%	164	140	1935	1934	100%	164
	All program completers, 2010-11	104	104	100%	164	140	2134	2131	100%	164
ELEM ED CURR INSTRUC ASSESSMENT (0011) Test Company: ETS Score Range: 100-200	All enrolled students who have completed all nonclinical courses, 2012-13	14	14	100%	177	159	403	382	95%	175
	Other enrolled students, 2012-13	17	17	100%	181	159	423	376	89%	173
	All program completers, 2012-13	49	49	100%	175	159	1560	1543	99%	177
	All program completers, 2011-12	41	41	100%	177	159	1612	1603	99%	176
	All program completers, 2010-11	103	102	99%	176	159	1765	1752	99%	176


Single Assessment Institution-Level Pass Rate Data: Traditional Teacher Preparation Program Within IHE

	HEOA - Title II 2012 - 2013 Academic Year	
	Institution Name	LIPSCOMB UNIVERSITY
	Institution Code	1161
	State	Tennessee

April 2, 2014

Assessment Information ¹	Group	Number Taking Assessment	Number Passing Assessment	Institutional Pass Rate	Institutional Average Scaled Score	Assessment Cut Score ²	Statewide			
							Number Taking Assessment	Number Passing Assessment	Statewide Pass Rate	Statewide Average Scaled Score
ENG LANG LIT COMP CONTENT KNOWLEDGE (0041) Test Company: ETS Score Range: 100-200	All enrolled students who have completed all nonclinical courses, 2012-13						52	52	100%	174
	Other enrolled students, 2012-13	9				157	122	116	95%	178
	All program completers, 2012-13	4				157	225	224	100%	179
	All program completers, 2011-12	9				157	202	202	100%	179
	All program completers, 2010-11	8				157	228	226	99%	181
ENG LANG LIT COMP PEDAGOGY (0043) Test Company: ETS Score Range: 100-200	All enrolled students who have completed all nonclinical courses, 2012-13									
	Other enrolled students, 2012-13						2			
	All program completers, 2012-13									
	All program completers, 2011-12	9				145	199	195	98%	156
	All program completers, 2010-11	9				145	228	224	98%	157
ENGLISH TO SPEAKERS OF OTHER LANGUAGES II (0361) Test Company: ETS Score Range: 100-200	All enrolled students who have completed all nonclinical courses, 2012-13	2				143	10	10	100%	157
	Other enrolled students, 2012-13	3				143	24	22	92%	163
	All program completers, 2012-13	3				143	27	27	100%	164
	All program completers, 2011-12	2				143	34	34	100%	167
	All program completers, 2010-11	2				143	14	14	100%	168
ENGLISH TO SPEAKERS OF OTHER LANGUAGES (0360) Test Company: ETS Score Range: 250-990	All enrolled students who have completed all nonclinical courses, 2012-13									
	Other enrolled students, 2012-13									
	All program completers, 2012-13									
	All program completers, 2011-12						4			
	All program completers, 2010-11	4				530	24	24	100%	641

Single Assessment Institution-Level Pass Rate Data: Traditional Teacher Preparation Program Within IHE

	HEOA - Title II 2012 - 2013 Academic Year
	Institution Name
	Institution Code
	State

LIPSCOMB UNIVERSITY


1161

Tennessee

April 2, 2014

Assessment Information ¹	Group	Number Taking Assessment	Number Passing Assessment	Institutional Pass Rate	Institutional Average Scaled Score	Assessment Cut Score ²	Statewide			
							Number Taking Assessment	Number Passing Assessment	Statewide Pass Rate	Statewide Average Scaled Score
FAMILY AND CONSUMER SCIENCES II (0121) Test Company: ETS Score Range: 100-200	All enrolled students who have completed all nonclinical courses, 2012-13						2			
	Other enrolled students, 2012-13						2			
	All program completers, 2012-13						15	14	93%	167
	All program completers, 2011-12						14	13	93%	169
	All program completers, 2010-11						26	26	100%	170
FRENCH WORLD LANGUAGE (CD) (5174) Test Company: ETS Score Range: 100-200	All enrolled students who have completed all nonclinical courses, 2012-13									
	Other enrolled students, 2012-13						4			
	All program completers, 2012-13						5			
	All program completers, 2011-12						7			
	All program completers, 2010-11						6			
GENERAL SCI CONTENT KNOWL PART 1 (0431) Test Company: ETS Score Range: 100-200	All enrolled students who have completed all nonclinical courses, 2012-13									
	Other enrolled students, 2012-13						4			
	All program completers, 2012-13									
	All program completers, 2011-12	1				145	25	23	92%	167
	All program completers, 2010-11						15	15	100%	173
GENERAL SCIENCE CONTENT ESSAYS (0433) Test Company: ETS Score Range: 100-200	All enrolled students who have completed all nonclinical courses, 2012-13									
	Other enrolled students, 2012-13									
	All program completers, 2012-13									
	All program completers, 2011-12						11	11	100%	139
	All program completers, 2010-11						7			

Single Assessment Institution-Level Pass Rate Data: Traditional Teacher Preparation Program Within IHE

	HEOA - Title II 2012 - 2013 Academic Year
	Institution Name
	Institution Code
	State

LIPSCOMB UNIVERSITY


1161

Tennessee

April 2, 2014

Assessment Information ¹	Group	Number Taking Assessment	Number Passing Assessment	Institutional Pass Rate	Institutional Average Scaled Score	Assessment Cut Score ²	Statewide			
							Number Taking Assessment	Number Passing Assessment	Statewide Pass Rate	Statewide Average Scaled Score
GEOGRAPHY II (0921) Test Company: ETS Score Range: 100-200	All enrolled students who have completed all nonclinical courses, 2012-13						1			
	Other enrolled students, 2012-13						4			
	All program completers, 2012-13						14	14	100%	172
	All program completers, 2011-12	2				149	6			
	All program completers, 2010-11	1				149	2			
GEOGRAPHY (0920) Test Company: ETS Score Range: 250-990	All enrolled students who have completed all nonclinical courses, 2012-13									
	Other enrolled students, 2012-13									
	All program completers, 2012-13									
	All program completers, 2011-12						5			
	All program completers, 2010-11	1				580	17	17	100%	677
GERMAN CONTENT KNOWLEDGE (0181) Test Company: ETS Score Range: 100-200	All enrolled students who have completed all nonclinical courses, 2012-13									
	Other enrolled students, 2012-13									
	All program completers, 2012-13									
	All program completers, 2011-12						1			
	All program completers, 2010-11						1			
GERMAN WORLD LANGUAGE (CD) (5183) Test Company: ETS Score Range: 100-200	All enrolled students who have completed all nonclinical courses, 2012-13									
	Other enrolled students, 2012-13						2			
	All program completers, 2012-13						6			
	All program completers, 2011-12						1			
	All program completers, 2010-11						3			

Single Assessment Institution-Level Pass Rate Data: Traditional Teacher Preparation Program Within IHE

	HEOA - Title II 2012 - 2013 Academic Year	
	Institution Name	LIPSCOMB UNIVERSITY
	Institution Code	1161
	State	Tennessee

April 2, 2014

Assessment Information ¹	Group	Number Taking Assessment	Number Passing Assessment	Institutional Pass Rate	Institutional Average Scaled Score	Assessment Cut Score ²	Statewide			
							Number Taking Assessment	Number Passing Assessment	Statewide Pass Rate	Statewide Average Scaled Score
GIFTED EDUCATION (0357) Test Company: ETS Score Range: 100-200	All enrolled students who have completed all nonclinical courses, 2012-13									
	Other enrolled students, 2012-13									
	All program completers, 2012-13						2			
	All program completers, 2011-12						1			
	All program completers, 2010-11						2			
GOVERNMENT POLITICAL SCIENCE (0930) Test Company: ETS Score Range: 250-990	All enrolled students who have completed all nonclinical courses, 2012-13	1				600	2			
	Other enrolled students, 2012-13						4			
	All program completers, 2012-13	6				600	15	15	100%	707
	All program completers, 2011-12	5				600	35	34	97%	701
	All program completers, 2010-11	5				600	33	33	100%	702
GOVERNMENT POLITICAL SCIENCE (0931) Test Company: ETS Score Range: 100-200	All enrolled students who have completed all nonclinical courses, 2012-13	1				149	4			
	Other enrolled students, 2012-13						6			
	All program completers, 2012-13	1				149	13	12	92%	166
	All program completers, 2011-12									
	All program completers, 2010-11									
HEALTH EDUCATION (0550) Test Company: ETS Score Range: 250-990	All enrolled students who have completed all nonclinical courses, 2012-13						12	12	100%	679
	Other enrolled students, 2012-13	2				570	14	14	100%	668
	All program completers, 2012-13	4				570	39	39	100%	666
	All program completers, 2011-12						44	43	98%	675
	All program completers, 2010-11	3				570	46	46	100%	669

Single Assessment Institution-Level Pass Rate Data: Traditional Teacher Preparation Program Within IHE




**HEOA - Title II
2012 - 2013 Academic Year**

Institution Name	LIPSCOMB UNIVERSITY
Institution Code	1161
State	Tennessee

April 2, 2014

Assessment Information ¹	Group	Number Taking Assessment	Number Passing Assessment	Institutional Pass Rate	Institutional Average Scaled Score	Assessment Cut Score ²	Statewide			
							Number Taking Assessment	Number Passing Assessment	Statewide Pass Rate	Statewide Average Scaled Score
LATIN (0600) Test Company: ETS Score Range: 250-990	All enrolled students who have completed all nonclinical courses, 2012-13									
	Other enrolled students, 2012-13						1			
	All program completers, 2012-13									
	All program completers, 2011-12						3			
	All program completers, 2010-11						1			
LATIN (0601) Test Company: ETS Score Range: 100-200	All enrolled students who have completed all nonclinical courses, 2012-13									
	Other enrolled students, 2012-13						2			
	All program completers, 2012-13						2			
	All program completers, 2011-12									
	All program completers, 2010-11									
MARKETING EDUCATION II (0561) Test Company: ETS Score Range: 100-200	All enrolled students who have completed all nonclinical courses, 2012-13									
	Other enrolled students, 2012-13						1			
	All program completers, 2012-13						1			
	All program completers, 2011-12						2			
	All program completers, 2010-11									
MATHEMATICS CONTENT KNOWLEDGE (0061) Test Company: ETS Score Range: 100-200	All enrolled students who have completed all nonclinical courses, 2012-13	6				136	32	31	97%	152
	Other enrolled students, 2012-13	1				136	88	70	80%	148
	All program completers, 2012-13	7				136	120	117	98%	155
	All program completers, 2011-12	6				136	123	121	98%	155
	All program completers, 2010-11	12	12	100%	161	136	114	110	96%	157

Single Assessment Institution-Level Pass Rate Data: Traditional Teacher Preparation Program Within IHE

	HEOA - Title II 2012 - 2013 Academic Year
	Institution Name
	Institution Code
	State

LIPSCOMB UNIVERSITY


1161

Tennessee

April 2, 2014

Assessment Information ¹	Group	Number Taking Assessment	Number Passing Assessment	Institutional Pass Rate	Institutional Average Scaled Score	Assessment Cut Score ²	Statewide			
							Number Taking Assessment	Number Passing Assessment	Statewide Pass Rate	Statewide Average Scaled Score
MATHEMATICS PEDAGOGY (0065) Test Company: ETS Score Range: 100-200	All enrolled students who have completed all nonclinical courses, 2012-13									
	Other enrolled students, 2012-13						3			
	All program completers, 2012-13									
	All program completers, 2011-12	6				125	121	120	99%	149
	All program completers, 2010-11	12	12	100%	158	125	113	111	98%	151
MIDDLE SCHOOL CONTENT KNOWLEDGE (0146) Test Company: ETS Score Range: 100-200	All enrolled students who have completed all nonclinical courses, 2012-13	7				150	57	53	93%	164
	Other enrolled students, 2012-13	1				150	107	94	88%	162
	All program completers, 2012-13	9				150	261	258	99%	167
	All program completers, 2011-12	1				150	258	256	99%	167
	All program completers, 2010-11						205	200	98%	166
MUSIC CONCEPTS AND PROCESSES (0111) Test Company: ETS Score Range: 100-200	All enrolled students who have completed all nonclinical courses, 2012-13						2			
	Other enrolled students, 2012-13						6			
	All program completers, 2012-13	2				145	52	50	96%	160
	All program completers, 2011-12	4				145	140	136	97%	160
	All program completers, 2010-11	3				145	153	153	100%	163
MUSIC CONTENT & INSTRUCTION (0114) Test Company: ETS Score Range: 100-200	All enrolled students who have completed all nonclinical courses, 2012-13						27	22	81%	168
	Other enrolled students, 2012-13						40	26	65%	164
	All program completers, 2012-13	1				162	79	65	82%	167
	All program completers, 2011-12									
	All program completers, 2010-11									


Single Assessment Institution-Level Pass Rate Data: Traditional Teacher Preparation Program Within IHE

	HEOA - Title II 2012 - 2013 Academic Year	
	Institution Name	LIPSCOMB UNIVERSITY
	Institution Code	1161
	State	Tennessee

April 2, 2014

Assessment Information ¹	Group	Number Taking Assessment	Number Passing Assessment	Institutional Pass Rate	Institutional Average Scaled Score	Assessment Cut Score ²	Statewide				
							Number Taking Assessment	Number Passing Assessment	Statewide Pass Rate	Statewide Average Scaled Score	
MUSIC CONTENT KNOWLEDGE (0113) Test Company: ETS Score Range: 100-200	All enrolled students who have completed all nonclinical courses, 2012-13						3				
	Other enrolled students, 2012-13						7				
	All program completers, 2012-13	2				150	52	52	100%	169	
	All program completers, 2011-12	4				150	140	140	100%	167	
	All program completers, 2010-11	3				150	154	153	99%	169	
PHYSICAL ED ANALYSIS AND DESIGN (0092) Test Company: ETS Score Range: 100-200	All enrolled students who have completed all nonclinical courses, 2012-13										
	Other enrolled students, 2012-13										
	All program completers, 2012-13										
	All program completers, 2011-12						74	74	100%	160	
	All program completers, 2010-11	6				148	161	161	100%	160	
PHYSICAL ED CONTENT AND DESIGN (0095) Test Company: ETS Score Range: 100-200	All enrolled students who have completed all nonclinical courses, 2012-13	2				164	46	42	91%	173	
	Other enrolled students, 2012-13	4				164	53	34	64%	166	
	All program completers, 2012-13	6				164	167	158	95%	170	
	All program completers, 2011-12	1				158	97	96	99%	172	
	All program completers, 2010-11						5				
PHYSICAL ED CONTENT KNOWLEDGE (0091) Test Company: ETS Score Range: 100-200	All enrolled students who have completed all nonclinical courses, 2012-13										
	Other enrolled students, 2012-13										
	All program completers, 2012-13										
	All program completers, 2011-12						74	73	99%	157	
	All program completers, 2010-11	6				152	164	163	99%	158	

Single Assessment Institution-Level Pass Rate Data: Traditional Teacher Preparation Program Within IHE

	HEOA - Title II 2012 - 2013 Academic Year
	Institution Name
	Institution Code
	State

LIPSCOMB UNIVERSITY


1161

Tennessee

April 2, 2014

Assessment Information ¹	Group	Number Taking Assessment	Number Passing Assessment	Institutional Pass Rate	Institutional Average Scaled Score	Assessment Cut Score ²	Statewide			
							Number Taking Assessment	Number Passing Assessment	Statewide Pass Rate	Statewide Average Scaled Score
PHYSICS CONTENT ESSAYS (0262) Test Company: ETS Score Range: 100-200	All enrolled students who have completed all nonclinical courses, 2012-13									
	Other enrolled students, 2012-13									
	All program completers, 2012-13									
	All program completers, 2011-12	1				135	7			
	All program completers, 2010-11	1				135	2			
PHYSICS CONTENT KNOWLEDGE II (0265) Test Company: ETS Score Range: 100-200	All enrolled students who have completed all nonclinical courses, 2012-13									
	Other enrolled students, 2012-13						6			
	All program completers, 2012-13						4			
	All program completers, 2011-12	1				144	9			
	All program completers, 2010-11	1				144	3			
PRINC LEARNING AND TEACHING 5-9 II (0623) Test Company: ETS Score Range: 100-200	All enrolled students who have completed all nonclinical courses, 2012-13	6				158	60	59	98%	171
	Other enrolled students, 2012-13						121	110	91%	170
	All program completers, 2012-13	8				158	258	253	98%	173
	All program completers, 2011-12						118	115	97%	172
	All program completers, 2010-11						5			
PRINC LEARNING AND TEACHING 5-9 (0523) Test Company: ETS Score Range: 100-200	All enrolled students who have completed all nonclinical courses, 2012-13									
	Other enrolled students, 2012-13									
	All program completers, 2012-13									
	All program completers, 2011-12	3				154	159	159	100%	171
	All program completers, 2010-11	7				154	235	232	99%	170

Single Assessment Institution-Level Pass Rate Data: Traditional Teacher Preparation Program Within IHE

	HEOA - Title II 2012 - 2013 Academic Year
	Institution Name
	Institution Code
	State

LIPSCOMB UNIVERSITY


1161

Tennessee

April 2, 2014

Assessment Information ¹	Group	Number Taking Assessment	Number Passing Assessment	Institutional Pass Rate	Institutional Average Scaled Score	Assessment Cut Score ²	Statewide			
							Number Taking Assessment	Number Passing Assessment	Statewide Pass Rate	Statewide Average Scaled Score
PRINC LEARNING AND TEACHING 7-12 II (0624) Test Company: ETS Score Range: 100-200	All enrolled students who have completed all nonclinical courses, 2012-13	16	16	100%	176	155	232	225	97%	171
	Other enrolled students, 2012-13	12	10	83%	172	155	273	250	92%	170
	All program completers, 2012-13	28	28	100%	171	155	870	859	99%	173
	All program completers, 2011-12	7				155	444	438	99%	172
	All program completers, 2010-11	1				155	32	29	91%	167
PRINC LEARNING AND TEACHING 7-12 (0524) Test Company: ETS Score Range: 100-200	All enrolled students who have completed all nonclinical courses, 2012-13									
	Other enrolled students, 2012-13									
	All program completers, 2012-13									
	All program completers, 2011-12	25	25	100%	173	159	487	485	100%	173
	All program completers, 2010-11	53	53	100%	176	159	1052	1047	100%	174
PRINC LEARNING AND TEACHING EARLY CHILD II (0621) Test Company: ETS Score Range: 100-200	All enrolled students who have completed all nonclinical courses, 2012-13	1				155	110	107	97%	168
	Other enrolled students, 2012-13						138	122	88%	166
	All program completers, 2012-13	2				155	286	283	99%	170
	All program completers, 2011-12						122	121	99%	172
	All program completers, 2010-11						4			
PRINC LEARNING AND TEACHING EARLY CHILD (0521) Test Company: ETS Score Range: 100-200	All enrolled students who have completed all nonclinical courses, 2012-13									
	Other enrolled students, 2012-13									
	All program completers, 2012-13									
	All program completers, 2011-12						235	234	100%	181
	All program completers, 2010-11	1				155	410	409	100%	181

Single Assessment Institution-Level Pass Rate Data: Traditional Teacher Preparation Program Within IHE

	HEOA - Title II 2012 - 2013 Academic Year
	Institution Name
	Institution Code
	State

LIPSCOMB UNIVERSITY


1161

Tennessee

April 2, 2014

Assessment Information ¹	Group	Number Taking Assessment	Number Passing Assessment	Institutional Pass Rate	Institutional Average Scaled Score	Assessment Cut Score ²	Statewide			
							Number Taking Assessment	Number Passing Assessment	Statewide Pass Rate	Statewide Average Scaled Score
PRINC LEARNING AND TEACHING K-6 II (0622) Test Company: ETS Score Range: 100-200	All enrolled students who have completed all nonclinical courses, 2012-13	18	15	83%	173	158	458	441	96%	173
	Other enrolled students, 2012-13	14	13	93%	177	158	548	489	89%	171
	All program completers, 2012-13	53	52	98%	174	158	1634	1620	99%	174
	All program completers, 2011-12	17	17	100%	172	158	788	781	99%	174
	All program completers, 2010-11						32	28	88%	166
PRINC LEARNING AND TEACHING K-6 (0522) Test Company: ETS Score Range: 100-200	All enrolled students who have completed all nonclinical courses, 2012-13									
	Other enrolled students, 2012-13									
	All program completers, 2012-13									
	All program completers, 2011-12	29	29	100%	176	155	1039	1039	100%	175
	All program completers, 2010-11	114	114	100%	175	155	2020	2013	100%	174
PSYCHOLOGY (0390) Test Company: ETS Score Range: 250-990	All enrolled students who have completed all nonclinical courses, 2012-13						1			
	Other enrolled students, 2012-13									
	All program completers, 2012-13						4			
	All program completers, 2011-12						4			
	All program completers, 2010-11									
READING ACROSS CURRICULUM ELEM (0201) Test Company: ETS Score Range: 100-200	All enrolled students who have completed all nonclinical courses, 2012-13	24	24	100%	171	151	606	591	98%	169
	Other enrolled students, 2012-13	22	22	100%	176	151	897	852	95%	167
	All program completers, 2012-13	63	63	100%	173	151	2267	2255	99%	169
	All program completers, 2011-12	45	45	100%	173	151	2366	2365	100%	169
	All program completers, 2010-11	116	116	100%	172	151	2525	2517	100%	169

Single Assessment Institution-Level Pass Rate Data: Traditional Teacher Preparation Program Within IHE

	HEOA - Title II 2012 - 2013 Academic Year
	Institution Name
	Institution Code
	State

LIPSCOMB UNIVERSITY


1161

Tennessee

April 2, 2014

Assessment Information ¹	Group	Number Taking Assessment	Number Passing Assessment	Institutional Pass Rate	Institutional Average Scaled Score	Assessment Cut Score ²	Statewide			
							Number Taking Assessment	Number Passing Assessment	Statewide Pass Rate	Statewide Average Scaled Score
READING SPECIALIST (0300) Test Company: ETS Score Range: 250-990	All enrolled students who have completed all nonclinical courses, 2012-13									
	Other enrolled students, 2012-13									
	All program completers, 2012-13									
	All program completers, 2011-12									
	All program completers, 2010-11						9			
SE CK AND MILD TO MODERATE APPL (0543) Test Company: ETS Score Range: 100-200	All enrolled students who have completed all nonclinical courses, 2012-13	2				153	47	47	100%	172
	Other enrolled students, 2012-13	3				153	165	159	96%	167
	All program completers, 2012-13	5				153	229	228	100%	170
	All program completers, 2011-12	3				153	214	213	100%	173
	All program completers, 2010-11	2				153	112	112	100%	171
SE CK AND SEVERE TO PROF APPL (0545) Test Company: ETS Score Range: 100-200	All enrolled students who have completed all nonclinical courses, 2012-13						16	16	100%	177
	Other enrolled students, 2012-13						60	60	100%	175
	All program completers, 2012-13						100	100	100%	177
	All program completers, 2011-12						80	80	100%	178
	All program completers, 2010-11						59	59	100%	177
SE CORE KNOWLEDGE & APPLICATIONS (0354) Test Company: ETS Score Range: 100-200	All enrolled students who have completed all nonclinical courses, 2012-13						28	28	100%	171
	Other enrolled students, 2012-13						58	58	100%	169
	All program completers, 2012-13						80	79	99%	172
	All program completers, 2011-12						104	104	100%	172
	All program completers, 2010-11						28	28	100%	176

Single Assessment Institution-Level Pass Rate Data: Traditional Teacher Preparation Program Within IHE

	HEOA - Title II 2012 - 2013 Academic Year
	Institution Name
	Institution Code
	State

LIPSCOMB UNIVERSITY


1161

Tennessee

April 2, 2014

Assessment Information ¹	Group	Number Taking Assessment	Number Passing Assessment	Institutional Pass Rate	Institutional Average Scaled Score	Assessment Cut Score ²	Statewide			
							Number Taking Assessment	Number Passing Assessment	Statewide Pass Rate	Statewide Average Scaled Score
SE ED OF DEAF AND HARD OF HEARING (0272) Test Company: ETS Score Range: 100-200	All enrolled students who have completed all nonclinical courses, 2012-13									
	Other enrolled students, 2012-13									
	All program completers, 2012-13						9			
	All program completers, 2011-12									
	All program completers, 2010-11									
SE TEACHING STU WVISUAL IMPAIRMENT II (0282) Test Company: ETS Score Range: 100-200	All enrolled students who have completed all nonclinical courses, 2012-13									
	Other enrolled students, 2012-13									
	All program completers, 2012-13						1			
	All program completers, 2011-12									
	All program completers, 2010-11									
SE TEACHING STU WVISUAL IMPAIRMENT (0281) Test Company: ETS Score Range: 100-200	All enrolled students who have completed all nonclinical courses, 2012-13									
	Other enrolled students, 2012-13									
	All program completers, 2012-13									
	All program completers, 2011-12						3			
	All program completers, 2010-11									
SOCIOLOGY (0950) Test Company: ETS Score Range: 250-990	All enrolled students who have completed all nonclinical courses, 2012-13									
	Other enrolled students, 2012-13									
	All program completers, 2012-13									
	All program completers, 2011-12									
	All program completers, 2010-11							2		


Single Assessment Institution-Level Pass Rate Data: Traditional Teacher Preparation Program Within IHE

	HEOA - Title II 2012 - 2013 Academic Year	
	Institution Name	LIPSCOMB UNIVERSITY
	Institution Code	1161
	State	Tennessee

April 2, 2014

Assessment Information ¹	Group	Number Taking Assessment	Number Passing Assessment	Institutional Pass Rate	Institutional Average Scaled Score	Assessment Cut Score ²	Statewide			
							Number Taking Assessment	Number Passing Assessment	Statewide Pass Rate	Statewide Average Scaled Score
SPANISH CONTENT KNOWLEDGE (0191) Test Company: ETS Score Range: 100-200	All enrolled students who have completed all nonclinical courses, 2012-13									
	Other enrolled students, 2012-13									
	All program completers, 2012-13									
	All program completers, 2011-12									
	All program completers, 2010-11	3				152	20	20	100%	175
SPANISH PRODUCTIVE LANGUAGE SKILLS (0192) Test Company: ETS Score Range: 100-200	All enrolled students who have completed all nonclinical courses, 2012-13									
	Other enrolled students, 2012-13									
	All program completers, 2012-13									
	All program completers, 2011-12									
	All program completers, 2010-11	3				154	19	17	89%	166
SPANISH WORLD LANGUAGE (CD) (5195) Test Company: ETS Score Range: 100-200	All enrolled students who have completed all nonclinical courses, 2012-13						7			
	Other enrolled students, 2012-13	6				163	20	13	65%	165
	All program completers, 2012-13						23	16	70%	164
	All program completers, 2011-12						28	26	93%	174
	All program completers, 2010-11	1				163	16	13	81%	171
SPEC ED: PRESCHOOL/EARLY CHILDHOOD (0691) Test Company: ETS Score Range: 100-200	All enrolled students who have completed all nonclinical courses, 2012-13						26	26	100%	172
	Other enrolled students, 2012-13						34	32	94%	170
	All program completers, 2012-13						31	31	100%	176
	All program completers, 2011-12									
	All program completers, 2010-11									


Single Assessment Institution-Level Pass Rate Data: Traditional Teacher Preparation Program Within IHE

	HEOA - Title II 2012 - 2013 Academic Year	
	Institution Name	LIPSCOMB UNIVERSITY
	Institution Code	1161
	State	Tennessee

April 2, 2014

Assessment Information ¹	Group	Number Taking Assessment	Number Passing Assessment	Institutional Pass Rate	Institutional Average Scaled Score	Assessment Cut Score ²	Statewide				
							Number Taking Assessment	Number Passing Assessment	Statewide Pass Rate	Statewide Average Scaled Score	
SPECIAL ED PRESCHOOLEARLY CHILD (0690) Test Company: ETS Score Range: 250-990	All enrolled students who have completed all nonclinical courses, 2012-13						2				
	Other enrolled students, 2012-13						24	22	92%	613	
	All program completers, 2012-13						48	47	98%	610	
	All program completers, 2011-12						107	106	99%	610	
	All program completers, 2010-11						91	91	100%	625	
SPEECH COMMUNICATION (0220) Test Company: ETS Score Range: 250-990	All enrolled students who have completed all nonclinical courses, 2012-13										
	Other enrolled students, 2012-13										
	All program completers, 2012-13										
	All program completers, 2011-12										
	All program completers, 2010-11							1			
SPEECH COMMUNICATIONS (0221) Test Company: ETS Score Range: 100-200	All enrolled students who have completed all nonclinical courses, 2012-13						1				
	Other enrolled students, 2012-13										
	All program completers, 2012-13										
	All program completers, 2011-12										
	All program completers, 2010-11										
SPEECH LANGUAGE PATHOLOGY (0330) Test Company: ETS Score Range: 250-990	All enrolled students who have completed all nonclinical courses, 2012-13										
	Other enrolled students, 2012-13										
	All program completers, 2012-13						17	17	100%	686	
	All program completers, 2011-12						9				
	All program completers, 2010-11						5				

Single Assessment Institution-Level Pass Rate Data: Traditional Teacher Preparation Program Within IHE

	HEOA - Title II 2012 - 2013 Academic Year
	Institution Name
	Institution Code
	State

LIPSCOMB UNIVERSITY

1161

Tennessee

April 2, 2014

Assessment Information ¹	Group	Number Taking Assessment	Number Passing Assessment	Institutional Pass Rate	Institutional Average Scaled Score	Assessment Cut Score ²	Statewide			
							Number Taking Assessment	Number Passing Assessment	Statewide Pass Rate	Statewide Average Scaled Score
THEATRE (0640) Test Company: ETS Score Range: 250-990	All enrolled students who have completed all nonclinical courses, 2012-13									
	Other enrolled students, 2012-13	1				610	5			
	All program completers, 2012-13	1				610	6			
	All program completers, 2011-12	2				610	8			
	All program completers, 2010-11	1				610	11	11	100%	695
THEATRE (0641) Test Company: ETS Score Range: 100-200	All enrolled students who have completed all nonclinical courses, 2012-13						3			
	Other enrolled students, 2012-13						3			
	All program completers, 2012-13						7			
	All program completers, 2011-12									
	All program completers, 2010-11									
WORLD AND U.S. HISTORY CK (0941) Test Company: ETS Score Range: 100-200	All enrolled students who have completed all nonclinical courses, 2012-13	6				136	53	53	100%	158
	Other enrolled students, 2012-13	7				136	93	90	97%	158
	All program completers, 2012-13	10	10	100%	157	136	215	214	100%	162
	All program completers, 2011-12	9				136	207	206	100%	159
	All program completers, 2010-11	13	13	100%	158	136	223	223	100%	160

Note: In cases where there are less than ten students taking the assessment or license/certificate, the number passing and pass rate are not reported.

¹Tests with multiple delivery options (computer, paper, etc.) will be noted with the assessment code for one format only.

²Cut scores may vary for groups depending upon when the cut scores are established by the state and when each group completed their teacher certification or licensure assessment.