


Single Assessment Institution-Level Pass Rate Data: Traditional Teacher Preparation Program Within IHE


	HEOA - Title II 2011 - 2012 Academic Year
	Institution Name
	Institution Code
	State

LIPSCOMB UNIVERSITY
1161
Tennessee

March 30, 2013

Assessment Information ¹	Group	Number Taking Assessment	Number Passing Assessment	Institutional Pass Rate	Institutional Average Scaled Score	Assessment Cut Score ²	Statewide			
							Number Taking Assessment	Number Passing Assessment	Statewide Pass Rate	Statewide Average Scaled Score
AGRICULTURE (0700) Test Company: ETS Score Range: 250-990	All enrolled students who have completed all nonclinical courses, 2011-12						3			
	Other enrolled students, 2011-12						5			
	All program completers, 2011-12						29	25	86%	579
	All program completers, 2010-11						24	23	96%	580
	All program completers, 2009-10						22	20	91%	569
ART CONTENT AND ANALYSIS (0135) Test Company: ETS Score Range: 100-200	All enrolled students who have completed all nonclinical courses, 2011-12	1				157	19	18	95%	167
	Other enrolled students, 2011-12	2				157	21	18	86%	166
	All program completers, 2011-12	1				157	35	34	97%	170
	All program completers, 2010-11									
	All program completers, 2009-10									
ART CONTENT KNOWLEDGE (0133) Test Company: ETS Score Range: 100-200	All enrolled students who have completed all nonclinical courses, 2011-12									
	Other enrolled students, 2011-12									
	All program completers, 2011-12									
	All program completers, 2010-11	6				150	76	76	100%	171
	All program completers, 2009-10						74	74	100%	172
ART CONTENT TRAD CRITIC AESTHETICS (0132) Test Company: ETS Score Range: 100-200	All enrolled students who have completed all nonclinical courses, 2011-12									
	Other enrolled students, 2011-12									
	All program completers, 2011-12									
	All program completers, 2010-11						43	42	98%	149
	All program completers, 2009-10						34	34	100%	152


Single Assessment Institution-Level Pass Rate Data: Traditional Teacher Preparation Program Within IHE

	HEOA - Title II 2011 - 2012 Academic Year	
	Institution Name	LIPSCOMB UNIVERSITY
	Institution Code	1161
	State	Tennessee

March 30, 2013

Assessment Information ¹	Group	Number Taking Assessment	Number Passing Assessment	Institutional Pass Rate	Institutional Average Scaled Score	Assessment Cut Score ²	Statewide				
							Number Taking Assessment	Number Passing Assessment	Statewide Pass Rate	Statewide Average Scaled Score	
ART MAKING (0131) Test Company: ETS Score Range: 100-200	All enrolled students who have completed all nonclinical courses, 2011-12										
	Other enrolled students, 2011-12										
	All program completers, 2011-12										
	All program completers, 2010-11	6				155	33	33	100%	166	
	All program completers, 2009-10						40	40	100%	166	
BIOLOGY CONTENT ESSAYS (0233) Test Company: ETS Score Range: 100-200	All enrolled students who have completed all nonclinical courses, 2011-12	1				146	19	12	63%	146	
	Other enrolled students, 2011-12						33	20	61%	148	
	All program completers, 2011-12	1				146	59	59	100%	156	
	All program completers, 2010-11	3				146	52	49	94%	154	
	All program completers, 2009-10						68	66	97%	155	
BIOLOGY CONTENT KNOWLEDGE (0235) Test Company: ETS Score Range: 100-200	All enrolled students who have completed all nonclinical courses, 2011-12	1				148	26	21	81%	157	
	Other enrolled students, 2011-12	3				148	50	40	80%	160	
	All program completers, 2011-12	1				148	72	72	100%	163	
	All program completers, 2010-11	3				148	60	57	95%	162	
	All program completers, 2009-10						80	79	99%	165	
BUSINESS ED CONTENT KNOWLEDGE (0101) Test Company: ETS Score Range: 100-200	All enrolled students who have completed all nonclinical courses, 2011-12						24	23	96%	172	
	Other enrolled students, 2011-12						10	10	100%	176	
	All program completers, 2011-12						31	31	100%	173	
	All program completers, 2010-11						17	17	100%	176	
	All program completers, 2009-10										

Single Assessment Institution-Level Pass Rate Data: Traditional Teacher Preparation Program Within IHE

	HEOA - Title II 2011 - 2012 Academic Year
	Institution Name
	Institution Code
	State

LIPSCOMB UNIVERSITY


1161

Tennessee

March 30, 2013

Assessment Information ¹	Group	Number Taking Assessment	Number Passing Assessment	Institutional Pass Rate	Institutional Average Scaled Score	Assessment Cut Score ²	Statewide			
							Number Taking Assessment	Number Passing Assessment	Statewide Pass Rate	Statewide Average Scaled Score
BUSINESS ED (0100) Test Company: ETS Score Range: 250-990	All enrolled students who have completed all nonclinical courses, 2011-12						1			
	Other enrolled students, 2011-12						7			
	All program completers, 2011-12						7			
	All program completers, 2010-11						35	35	100%	642
	All program completers, 2009-10						42	41	98%	650
CHEMISTRY CONTENT KNOWLEDGE II (0245) Test Company: ETS Score Range: 100-200	All enrolled students who have completed all nonclinical courses, 2011-12						5			
	Other enrolled students, 2011-12						9			
	All program completers, 2011-12	1				152	22	20	91%	165
	All program completers, 2010-11						13	13	100%	166
	All program completers, 2009-10						11	11	100%	164
EARLY CHILDHOOD EDUCATION (0020) Test Company: ETS Score Range: 250-990	All enrolled students who have completed all nonclinical courses, 2011-12									
	Other enrolled students, 2011-12									
	All program completers, 2011-12									
	All program completers, 2010-11									
	All program completers, 2009-10						2			
EARTH AND SPACE SCIENCES - CK (0571) Test Company: ETS Score Range: 100-200	All enrolled students who have completed all nonclinical courses, 2011-12						1			
	Other enrolled students, 2011-12						1			
	All program completers, 2011-12						5			
	All program completers, 2010-11						2			
	All program completers, 2009-10									


Single Assessment Institution-Level Pass Rate Data: Traditional Teacher Preparation Program Within IHE

	HEOA - Title II 2011 - 2012 Academic Year	
	Institution Name	LIPSCOMB UNIVERSITY
	Institution Code	1161
	State	Tennessee

March 30, 2013

Assessment Information ¹	Group	Number Taking Assessment	Number Passing Assessment	Institutional Pass Rate	Institutional Average Scaled Score	Assessment Cut Score ²	Statewide			
							Number Taking Assessment	Number Passing Assessment	Statewide Pass Rate	Statewide Average Scaled Score
ECONOMICS (0910) Test Company: ETS Score Range: 250-990	All enrolled students who have completed all nonclinical courses, 2011-12									
	Other enrolled students, 2011-12	1				530	5			
	All program completers, 2011-12						5			
	All program completers, 2010-11						6			
	All program completers, 2009-10						8			
ED OF DEAF AND HARD OF HEARING (0271) Test Company: ETS Score Range: 100-200	All enrolled students who have completed all nonclinical courses, 2011-12									
	Other enrolled students, 2011-12									
	All program completers, 2011-12						4			
	All program completers, 2010-11						6			
	All program completers, 2009-10						10	10	100%	175
ED OF EXCEPTIONAL STUDENTS CORE CK (0353) Test Company: ETS Score Range: 100-200	All enrolled students who have completed all nonclinical courses, 2011-12						14	14	100%	165
	Other enrolled students, 2011-12						32	32	100%	169
	All program completers, 2011-12						18	18	100%	172
	All program completers, 2010-11	10	10	100%	172	144	153	153	100%	171
	All program completers, 2009-10						243	243	100%	173
ED OF EXCEPTIONAL STUDENTS MTMD (0542) Test Company: ETS Score Range: 100-200	All enrolled students who have completed all nonclinical courses, 2011-12						4			
	Other enrolled students, 2011-12						19	17	89%	175
	All program completers, 2011-12						9			
	All program completers, 2010-11	10	10	100%	181	164	84	84	100%	178
	All program completers, 2009-10						124	124	100%	181


Single Assessment Institution-Level Pass Rate Data: Traditional Teacher Preparation Program Within IHE

	HEOA - Title II 2011 - 2012 Academic Year	
	Institution Name	LIPSCOMB UNIVERSITY
	Institution Code	1161
	State	Tennessee

March 30, 2013

Assessment Information ¹	Group	Number Taking Assessment	Number Passing Assessment	Institutional Pass Rate	Institutional Average Scaled Score	Assessment Cut Score ²	Statewide			
							Number Taking Assessment	Number Passing Assessment	Statewide Pass Rate	Statewide Average Scaled Score
ED OF EXCEPTIONAL STUDENTS STPD (0544) Test Company: ETS Score Range: 100-200	All enrolled students who have completed all nonclinical courses, 2011-12						1			
	Other enrolled students, 2011-12						3			
	All program completers, 2011-12						3			
	All program completers, 2010-11						27	27	100%	171
	All program completers, 2009-10						68	68	100%	171
EDUCATION OF YOUNG CHILDREN (0021) Test Company: ETS Score Range: 100-200	All enrolled students who have completed all nonclinical courses, 2011-12	1				155	114	113	99%	182
	Other enrolled students, 2011-12						100	97	97%	181
	All program completers, 2011-12						348	348	100%	182
	All program completers, 2010-11						378	378	100%	182
	All program completers, 2009-10						342	342	100%	182
ELEM ED CONTENT KNOWLEDGE (0014) Test Company: ETS Score Range: 100-200	All enrolled students who have completed all nonclinical courses, 2011-12	21	21	100%	163	140	549	540	98%	162
	Other enrolled students, 2011-12	47	47	100%	164	140	1015	984	97%	163
	All program completers, 2011-12	41	41	100%	164	140	1926	1924	100%	164
	All program completers, 2010-11	104	104	100%	164	140	2133	2127	100%	164
	All program completers, 2009-10						1949	1946	100%	164
ELEM ED CURR INSTRUC ASSESSMENT (0011) Test Company: ETS Score Range: 100-200	All enrolled students who have completed all nonclinical courses, 2011-12	20	20	100%	176	159	366	349	95%	175
	Other enrolled students, 2011-12	16	13	81%	170	159	528	469	89%	174
	All program completers, 2011-12	41	41	100%	177	159	1603	1589	99%	176
	All program completers, 2010-11	103	102	99%	176	159	1764	1749	99%	176
	All program completers, 2009-10						1626	1618	100%	176


Single Assessment Institution-Level Pass Rate Data: Traditional Teacher Preparation Program Within IHE

	HEOA - Title II 2011 - 2012 Academic Year	
	Institution Name	LIPSCOMB UNIVERSITY
	Institution Code	1161
	State	Tennessee

March 30, 2013

Assessment Information ¹	Group	Number Taking Assessment	Number Passing Assessment	Institutional Pass Rate	Institutional Average Scaled Score	Assessment Cut Score ²	Statewide			
							Number Taking Assessment	Number Passing Assessment	Statewide Pass Rate	Statewide Average Scaled Score
ENG LANG LIT COMP CONTENT KNOWLEDGE (0041) Test Company: ETS Score Range: 100-200	All enrolled students who have completed all nonclinical courses, 2011-12						62	59	95%	177
	Other enrolled students, 2011-12	11	11	100%	179	157	110	106	96%	175
	All program completers, 2011-12	9				157	200	199	100%	179
	All program completers, 2010-11	8				157	227	225	99%	181
	All program completers, 2009-10						206	204	99%	178
ENG LANG LIT COMP PEDAGOGY (0043) Test Company: ETS Score Range: 100-200	All enrolled students who have completed all nonclinical courses, 2011-12						58	53	91%	156
	Other enrolled students, 2011-12	6				145	86	66	77%	151
	All program completers, 2011-12	9				145	199	195	98%	156
	All program completers, 2010-11	9				145	228	224	98%	157
	All program completers, 2009-10						205	202	99%	156
ENGLISH TO SPEAKERS OF OTHER LANGUAGES II (0361) Test Company: ETS Score Range: 100-200	All enrolled students who have completed all nonclinical courses, 2011-12						6			
	Other enrolled students, 2011-12	1				143	15	13	87%	152
	All program completers, 2011-12	2				143	34	34	100%	167
	All program completers, 2010-11	2				143	14	14	100%	168
	All program completers, 2009-10									
ENGLISH TO SPEAKERS OF OTHER LANGUAGES (0360) Test Company: ETS Score Range: 250-990	All enrolled students who have completed all nonclinical courses, 2011-12									
	Other enrolled students, 2011-12						2			
	All program completers, 2011-12						4			
	All program completers, 2010-11	4				530	24	24	100%	641
	All program completers, 2009-10						22	22	100%	664


Single Assessment Institution-Level Pass Rate Data: Traditional Teacher Preparation Program Within IHE

	HEOA - Title II 2011 - 2012 Academic Year	
	Institution Name	LIPSCOMB UNIVERSITY
	Institution Code	1161
	State	Tennessee

March 30, 2013

Assessment Information ¹	Group	Number Taking Assessment	Number Passing Assessment	Institutional Pass Rate	Institutional Average Scaled Score	Assessment Cut Score ²	Statewide			
							Number Taking Assessment	Number Passing Assessment	Statewide Pass Rate	Statewide Average Scaled Score
FAMILY AND CONSUMER SCIENCES II (0121) Test Company: ETS Score Range: 100-200	All enrolled students who have completed all nonclinical courses, 2011-12						7			
	Other enrolled students, 2011-12						4			
	All program completers, 2011-12						14	13	93%	168
	All program completers, 2010-11						26	26	100%	170
	All program completers, 2009-10						16	16	100%	174
FAMILY AND CONSUMER SCIENCES (0120) Test Company: ETS Score Range: 250-990	All enrolled students who have completed all nonclinical courses, 2011-12									
	Other enrolled students, 2011-12									
	All program completers, 2011-12									
	All program completers, 2010-11									
	All program completers, 2009-10						1			
FRENCH CONTENT KNOWLEDGE (0173) Test Company: ETS Score Range: 100-200	All enrolled students who have completed all nonclinical courses, 2011-12									
	Other enrolled students, 2011-12						2			
	All program completers, 2011-12									
	All program completers, 2010-11									
	All program completers, 2009-10						8			
FRENCH PRODUCTIVE LANGUAGE SKILLS (0171) Test Company: ETS Score Range: 100-200	All enrolled students who have completed all nonclinical courses, 2011-12									
	Other enrolled students, 2011-12						1			
	All program completers, 2011-12									
	All program completers, 2010-11									
	All program completers, 2009-10						8			


Single Assessment Institution-Level Pass Rate Data: Traditional Teacher Preparation Program Within IHE

	HEOA - Title II 2011 - 2012 Academic Year	
	Institution Name	LIPSCOMB UNIVERSITY
	Institution Code	1161
	State	Tennessee

March 30, 2013

Assessment Information ¹	Group	Number Taking Assessment	Number Passing Assessment	Institutional Pass Rate	Institutional Average Scaled Score	Assessment Cut Score ²	Statewide			
							Number Taking Assessment	Number Passing Assessment	Statewide Pass Rate	Statewide Average Scaled Score
FRENCH WORLD LANGUAGE (CD) (5174) Test Company: ETS Score Range: 100-200	All enrolled students who have completed all nonclinical courses, 2011-12									
	Other enrolled students, 2011-12						2			
	All program completers, 2011-12						7			
	All program completers, 2010-11						6			
	All program completers, 2009-10						2			
GENERAL SCI CONTENT KNOWL PART 1 (0431) Test Company: ETS Score Range: 100-200	All enrolled students who have completed all nonclinical courses, 2011-12						6			
	Other enrolled students, 2011-12						9			
	All program completers, 2011-12	1				145	25	23	92%	167
	All program completers, 2010-11						15	15	100%	173
	All program completers, 2009-10						11	11	100%	166
GENERAL SCIENCE CONTENT ESSAYS (0433) Test Company: ETS Score Range: 100-200	All enrolled students who have completed all nonclinical courses, 2011-12						4			
	Other enrolled students, 2011-12						5			
	All program completers, 2011-12						11	11	100%	139
	All program completers, 2010-11						7			
	All program completers, 2009-10						13	13	100%	142
GEOGRAPHY II (0921) Test Company: ETS Score Range: 100-200	All enrolled students who have completed all nonclinical courses, 2011-12						2			
	Other enrolled students, 2011-12						9			
	All program completers, 2011-12	2				149	6			
	All program completers, 2010-11						1			
	All program completers, 2009-10									


Single Assessment Institution-Level Pass Rate Data: Traditional Teacher Preparation Program Within IHE

	HEOA - Title II 2011 - 2012 Academic Year	
	Institution Name	LIPSCOMB UNIVERSITY
	Institution Code	1161
	State	Tennessee

March 30, 2013

Assessment Information ¹	Group	Number Taking Assessment	Number Passing Assessment	Institutional Pass Rate	Institutional Average Scaled Score	Assessment Cut Score ²	Statewide			
							Number Taking Assessment	Number Passing Assessment	Statewide Pass Rate	Statewide Average Scaled Score
GEOGRAPHY (0920) Test Company: ETS Score Range: 250-990	All enrolled students who have completed all nonclinical courses, 2011-12									
	Other enrolled students, 2011-12						2			
	All program completers, 2011-12						5			
	All program completers, 2010-11	1				580	17	17	100%	677
	All program completers, 2009-10						30	30	100%	692
GERMAN CONTENT KNOWLEDGE (0181) Test Company: ETS Score Range: 100-200	All enrolled students who have completed all nonclinical courses, 2011-12									
	Other enrolled students, 2011-12									
	All program completers, 2011-12						1			
	All program completers, 2010-11						1			
	All program completers, 2009-10						1			
GERMAN WORLD LANGUAGE (CD) (5183) Test Company: ETS Score Range: 100-200	All enrolled students who have completed all nonclinical courses, 2011-12						1			
	Other enrolled students, 2011-12						3			
	All program completers, 2011-12						1			
	All program completers, 2010-11						3			
	All program completers, 2009-10									
GIFTED EDUCATION (0357) Test Company: ETS Score Range: 100-200	All enrolled students who have completed all nonclinical courses, 2011-12									
	Other enrolled students, 2011-12						2			
	All program completers, 2011-12						1			
	All program completers, 2010-11						2			
	All program completers, 2009-10									

Single Assessment Institution-Level Pass Rate Data: Traditional Teacher Preparation Program Within IHE

	HEOA - Title II 2011 - 2012 Academic Year
	Institution Name
	Institution Code
	State

LIPSCOMB UNIVERSITY


1161

Tennessee

March 30, 2013

Assessment Information ¹	Group	Number Taking Assessment	Number Passing Assessment	Institutional Pass Rate	Institutional Average Scaled Score	Assessment Cut Score ²	Statewide			
							Number Taking Assessment	Number Passing Assessment	Statewide Pass Rate	Statewide Average Scaled Score
GOVERNMENT POLITICAL SCIENCE (0930) Test Company: ETS Score Range: 250-990	All enrolled students who have completed all nonclinical courses, 2011-12	1				600	6			
	Other enrolled students, 2011-12	2				600	9			
	All program completers, 2011-12	5				600	35	34	97%	701
	All program completers, 2010-11	5				600	33	33	100%	702
	All program completers, 2009-10						30	30	100%	703
HEALTH EDUCATION (0550) Test Company: ETS Score Range: 250-990	All enrolled students who have completed all nonclinical courses, 2011-12	1				570	8			
	Other enrolled students, 2011-12	1				570	22	20	91%	669
	All program completers, 2011-12						44	43	98%	675
	All program completers, 2010-11	3				570	46	46	100%	669
	All program completers, 2009-10						42	41	98%	673
LATIN (0600) Test Company: ETS Score Range: 250-990	All enrolled students who have completed all nonclinical courses, 2011-12									
	Other enrolled students, 2011-12						1			
	All program completers, 2011-12						3			
	All program completers, 2010-11						1			
	All program completers, 2009-10									
MARKETING EDUCATION II (0561) Test Company: ETS Score Range: 100-200	All enrolled students who have completed all nonclinical courses, 2011-12									
	Other enrolled students, 2011-12						3			
	All program completers, 2011-12						2			
	All program completers, 2010-11									
	All program completers, 2009-10									


Single Assessment Institution-Level Pass Rate Data: Traditional Teacher Preparation Program Within IHE

	HEOA - Title II 2011 - 2012 Academic Year	
	Institution Name	LIPSCOMB UNIVERSITY
	Institution Code	1161
	State	Tennessee

March 30, 2013

Assessment Information ¹	Group	Number Taking Assessment	Number Passing Assessment	Institutional Pass Rate	Institutional Average Scaled Score	Assessment Cut Score ²	Statewide			
							Number Taking Assessment	Number Passing Assessment	Statewide Pass Rate	Statewide Average Scaled Score
MARKETING EDUCATION (0560) Test Company: ETS Score Range: 250-990	All enrolled students who have completed all nonclinical courses, 2011-12									
	Other enrolled students, 2011-12									
	All program completers, 2011-12									
	All program completers, 2010-11									
	All program completers, 2009-10						1			
MATHEMATICS CONTENT KNOWLEDGE (0061) Test Company: ETS Score Range: 100-200	All enrolled students who have completed all nonclinical courses, 2011-12	2				136	28	22	79%	142
	Other enrolled students, 2011-12	5				136	89	56	63%	143
	All program completers, 2011-12	6				136	122	119	98%	155
	All program completers, 2010-11	12	12	100%	161	136	114	110	96%	157
	All program completers, 2009-10						84	84	100%	154
MATHEMATICS PEDAGOGY (0065) Test Company: ETS Score Range: 100-200	All enrolled students who have completed all nonclinical courses, 2011-12	2				125	23	22	96%	142
	Other enrolled students, 2011-12	4				125	57	45	79%	137
	All program completers, 2011-12	6				125	120	120	100%	149
	All program completers, 2010-11	12	12	100%	158	125	113	111	98%	151
	All program completers, 2009-10						85	85	100%	152
MIDDLE SCHOOL CONTENT KNOWLEDGE (0146) Test Company: ETS Score Range: 100-200	All enrolled students who have completed all nonclinical courses, 2011-12	2				150	62	58	94%	166
	Other enrolled students, 2011-12	11	9	82%	164	150	136	109	80%	163
	All program completers, 2011-12	1				150	257	254	99%	167
	All program completers, 2010-11						206	200	97%	166
	All program completers, 2009-10						185	183	99%	167

Single Assessment Institution-Level Pass Rate Data: Traditional Teacher Preparation Program Within IHE

	HEOA - Title II 2011 - 2012 Academic Year
	Institution Name
	Institution Code
	State

LIPSCOMB UNIVERSITY


1161

Tennessee

March 30, 2013

Assessment Information ¹	Group	Number Taking Assessment	Number Passing Assessment	Institutional Pass Rate	Institutional Average Scaled Score	Assessment Cut Score ²	Statewide			
							Number Taking Assessment	Number Passing Assessment	Statewide Pass Rate	Statewide Average Scaled Score
MUSIC CONCEPTS AND PROCESSES (0111) Test Company: ETS Score Range: 100-200	All enrolled students who have completed all nonclinical courses, 2011-12	1				145	33	33	100%	160
	Other enrolled students, 2011-12	1				145	29	28	97%	161
	All program completers, 2011-12	4				145	140	136	97%	160
	All program completers, 2010-11	3				145	153	153	100%	163
	All program completers, 2009-10						141	138	98%	159
MUSIC CONTENT KNOWLEDGE (0113) Test Company: ETS Score Range: 100-200	All enrolled students who have completed all nonclinical courses, 2011-12	1				150	36	36	100%	169
	Other enrolled students, 2011-12	1				150	32	29	91%	166
	All program completers, 2011-12	4				150	140	140	100%	167
	All program completers, 2010-11	3				150	154	153	99%	169
	All program completers, 2009-10						142	142	100%	167
PHYSICAL ED ANALYSIS AND DESIGN (0092) Test Company: ETS Score Range: 100-200	All enrolled students who have completed all nonclinical courses, 2011-12						9			
	Other enrolled students, 2011-12						17	17	100%	159
	All program completers, 2011-12						73	73	100%	160
	All program completers, 2010-11	6				148	161	161	100%	160
	All program completers, 2009-10						158	158	100%	160
PHYSICAL ED CONTENT AND DESIGN (0095) Test Company: ETS Score Range: 100-200	All enrolled students who have completed all nonclinical courses, 2011-12	2				158	47	46	98%	171
	Other enrolled students, 2011-12	3				158	62	49	79%	166
	All program completers, 2011-12	1				158	99	96	97%	171
	All program completers, 2010-11						5			
	All program completers, 2009-10						2			


Single Assessment Institution-Level Pass Rate Data: Traditional Teacher Preparation Program Within IHE

	HEOA - Title II 2011 - 2012 Academic Year	
	Institution Name	LIPSCOMB UNIVERSITY
	Institution Code	1161
	State	Tennessee

March 30, 2013

Assessment Information ¹	Group	Number Taking Assessment	Number Passing Assessment	Institutional Pass Rate	Institutional Average Scaled Score	Assessment Cut Score ²	Statewide				
							Number Taking Assessment	Number Passing Assessment	Statewide Pass Rate	Statewide Average Scaled Score	
PHYSICAL ED CONTENT KNOWLEDGE (0091) Test Company: ETS Score Range: 100-200	All enrolled students who have completed all nonclinical courses, 2011-12						8				
	Other enrolled students, 2011-12						21	16	76%	155	
	All program completers, 2011-12						72	72	100%	158	
	All program completers, 2010-11	6				152	164	163	99%	158	
	All program completers, 2009-10						159	152	96%	158	
PHYSICS CONTENT ESSAYS (0262) Test Company: ETS Score Range: 100-200	All enrolled students who have completed all nonclinical courses, 2011-12						1				
	Other enrolled students, 2011-12						1				
	All program completers, 2011-12	1				135	7				
	All program completers, 2010-11	1				135	2				
	All program completers, 2009-10						3				
PHYSICS CONTENT KNOWLEDGE II (0265) Test Company: ETS Score Range: 100-200	All enrolled students who have completed all nonclinical courses, 2011-12						1				
	Other enrolled students, 2011-12						2				
	All program completers, 2011-12	1				144	9				
	All program completers, 2010-11	1				144	3				
	All program completers, 2009-10						3				
PRINC LEARNING AND TEACHING 5-9 II (0623) Test Company: ETS Score Range: 100-200	All enrolled students who have completed all nonclinical courses, 2011-12	3				158	55	51	93%	172	
	Other enrolled students, 2011-12	4				158	85	76	89%	173	
	All program completers, 2011-12						115	112	97%	172	
	All program completers, 2010-11						5				
	All program completers, 2009-10										

Single Assessment Institution-Level Pass Rate Data: Traditional Teacher Preparation Program Within IHE

	HEOA - Title II 2011 - 2012 Academic Year
	Institution Name
	Institution Code
	State

LIPSCOMB UNIVERSITY


1161

Tennessee

March 30, 2013

Assessment Information ¹	Group	Number Taking Assessment	Number Passing Assessment	Institutional Pass Rate	Institutional Average Scaled Score	Assessment Cut Score ²	Statewide			
							Number Taking Assessment	Number Passing Assessment	Statewide Pass Rate	Statewide Average Scaled Score
<i>PRINC LEARNING AND TEACHING 5-9 (0523)</i> Test Company: ETS Score Range: 100-200	All enrolled students who have completed all nonclinical courses, 2011-12						18	16	89%	165
	Other enrolled students, 2011-12	1				154	25	19	76%	164
	All program completers, 2011-12	3				154	159	159	100%	171
	All program completers, 2010-11	7				154	237	233	98%	170
	All program completers, 2009-10						182	182	100%	170
<i>PRINC LEARNING AND TEACHING 7-12 II (0624)</i> Test Company: ETS Score Range: 100-200	All enrolled students who have completed all nonclinical courses, 2011-12	11	11	100%	169	155	234	225	96%	172
	Other enrolled students, 2011-12	11	9	82%	172	155	254	223	88%	169
	All program completers, 2011-12	7				155	432	423	98%	172
	All program completers, 2010-11	1				155	27	23	85%	165
	All program completers, 2009-10						1			
<i>PRINC LEARNING AND TEACHING 7-12 (0524)</i> Test Company: ETS Score Range: 100-200	All enrolled students who have completed all nonclinical courses, 2011-12						54	51	94%	170
	Other enrolled students, 2011-12	11	10	91%	174	159	130	115	88%	170
	All program completers, 2011-12	25	25	100%	173	159	488	486	100%	173
	All program completers, 2010-11	53	53	100%	176	159	1052	1047	100%	174
	All program completers, 2009-10						951	944	99%	174
<i>PRINC LEARNING AND TEACHING EARLY CHILD II (0621)</i> Test Company: ETS Score Range: 100-200	All enrolled students who have completed all nonclinical courses, 2011-12	1				155	72	70	97%	169
	Other enrolled students, 2011-12						80	66	83%	166
	All program completers, 2011-12						120	116	97%	172
	All program completers, 2010-11						2			
	All program completers, 2009-10						1			

Single Assessment Institution-Level Pass Rate Data: Traditional Teacher Preparation Program Within IHE

	HEOA - Title II 2011 - 2012 Academic Year
	Institution Name
	Institution Code
	State

LIPSCOMB UNIVERSITY


1161

Tennessee

March 30, 2013

Assessment Information ¹	Group	Number Taking Assessment	Number Passing Assessment	Institutional Pass Rate	Institutional Average Scaled Score	Assessment Cut Score ²	Statewide			
							Number Taking Assessment	Number Passing Assessment	Statewide Pass Rate	Statewide Average Scaled Score
PRINC LEARNING AND TEACHING EARLY CHILD (0521) Test Company: ETS Score Range: 100-200	All enrolled students who have completed all nonclinical courses, 2011-12						38	38	100%	178
	Other enrolled students, 2011-12						23	22	96%	176
	All program completers, 2011-12						235	234	100%	181
	All program completers, 2010-11	1				155	410	409	100%	181
	All program completers, 2009-10						361	361	100%	183
PRINC LEARNING AND TEACHING K-6 II (0622) Test Company: ETS Score Range: 100-200	All enrolled students who have completed all nonclinical courses, 2011-12	21	19	90%	172	158	360	348	97%	173
	Other enrolled students, 2011-12	11	8	73%	171	158	500	454	91%	172
	All program completers, 2011-12	17	17	100%	172	158	779	767	98%	174
	All program completers, 2010-11						28	24	86%	168
	All program completers, 2009-10						1			
PRINC LEARNING AND TEACHING K-6 (0522) Test Company: ETS Score Range: 100-200	All enrolled students who have completed all nonclinical courses, 2011-12	4				155	69	69	100%	172
	Other enrolled students, 2011-12	5				155	128	119	93%	170
	All program completers, 2011-12	29	29	100%	176	155	1040	1038	100%	175
	All program completers, 2010-11	114	114	100%	175	155	2021	2014	100%	174
	All program completers, 2009-10						1861	1856	100%	174
PSYCHOLOGY (0390) Test Company: ETS Score Range: 250-990	All enrolled students who have completed all nonclinical courses, 2011-12									
	Other enrolled students, 2011-12						2			
	All program completers, 2011-12						4			
	All program completers, 2010-11									
	All program completers, 2009-10						2			

Single Assessment Institution-Level Pass Rate Data: Traditional Teacher Preparation Program Within IHE

	HEOA - Title II 2011 - 2012 Academic Year
	Institution Name
	Institution Code
	State

LIPSCOMB UNIVERSITY


1161

Tennessee

March 30, 2013

Assessment Information ¹	Group	Number Taking Assessment	Number Passing Assessment	Institutional Pass Rate	Institutional Average Scaled Score	Assessment Cut Score ²	Statewide			
							Number Taking Assessment	Number Passing Assessment	Statewide Pass Rate	Statewide Average Scaled Score
READING ACROSS CURRICULUM ELEM (0201) Test Company: ETS Score Range: 100-200	All enrolled students who have completed all nonclinical courses, 2011-12	27	27	100%	171	151	581	567	98%	167
	Other enrolled students, 2011-12	31	29	94%	174	151	851	814	96%	168
	All program completers, 2011-12	45	45	100%	173	151	2347	2342	100%	169
	All program completers, 2010-11	116	116	100%	172	151	2525	2515	100%	169
	All program completers, 2009-10						2233	2231	100%	170
READING SPECIALIST (0300) Test Company: ETS Score Range: 250-990	All enrolled students who have completed all nonclinical courses, 2011-12									
	Other enrolled students, 2011-12						3			
	All program completers, 2011-12									
	All program completers, 2010-11						9			
	All program completers, 2009-10									
SE CK AND MILD TO MODERATE APPL (0543) Test Company: ETS Score Range: 100-200	All enrolled students who have completed all nonclinical courses, 2011-12	2				153	38	38	100%	170
	Other enrolled students, 2011-12	2				153	98	93	95%	168
	All program completers, 2011-12	3				153	212	211	100%	173
	All program completers, 2010-11	2				153	111	111	100%	171
	All program completers, 2009-10						3			
SE CK AND SEVERE TO PROF APPL (0545) Test Company: ETS Score Range: 100-200	All enrolled students who have completed all nonclinical courses, 2011-12						15	15	100%	175
	Other enrolled students, 2011-12						26	26	100%	177
	All program completers, 2011-12						80	80	100%	178
	All program completers, 2010-11						59	59	100%	177
	All program completers, 2009-10						1			

Single Assessment Institution-Level Pass Rate Data: Traditional Teacher Preparation Program Within IHE

	HEOA - Title II 2011 - 2012 Academic Year	
	Institution Name	LIPSCOMB UNIVERSITY
	Institution Code	1161
	State	Tennessee

March 30, 2013

Assessment Information ¹	Group	Number Taking Assessment	Number Passing Assessment	Institutional Pass Rate	Institutional Average Scaled Score	Assessment Cut Score ²	Statewide			
							Number Taking Assessment	Number Passing Assessment	Statewide Pass Rate	Statewide Average Scaled Score
SE CORE KNOWLEDGE & APPLICATIONS (0354) Test Company: ETS Score Range: 100-200	All enrolled students who have completed all nonclinical courses, 2011-12						36	36	100%	169
	Other enrolled students, 2011-12						31	31	100%	170
	All program completers, 2011-12						103	103	100%	171
	All program completers, 2010-11						28	28	100%	176
	All program completers, 2009-10									
SE TEACHING STU WVISUAL IMPAIRMENT (0281) Test Company: ETS Score Range: 100-200	All enrolled students who have completed all nonclinical courses, 2011-12									
	Other enrolled students, 2011-12									
	All program completers, 2011-12						3			
	All program completers, 2010-11									
	All program completers, 2009-10									
SOCIOLOGY (0950) Test Company: ETS Score Range: 250-990	All enrolled students who have completed all nonclinical courses, 2011-12									
	Other enrolled students, 2011-12						1			
	All program completers, 2011-12									
	All program completers, 2010-11						2			
	All program completers, 2009-10									
SPANISH CONTENT KNOWLEDGE (0191) Test Company: ETS Score Range: 100-200	All enrolled students who have completed all nonclinical courses, 2011-12						2			
	Other enrolled students, 2011-12						3			
	All program completers, 2011-12									
	All program completers, 2010-11	3				152	17	17	100%	178
	All program completers, 2009-10						22	22	100%	177

Single Assessment Institution-Level Pass Rate Data: Traditional Teacher Preparation Program Within IHE




**HEOA - Title II
2011 - 2012 Academic Year**

Institution Name	LIPSCOMB UNIVERSITY
Institution Code	1161
State	Tennessee


March 30, 2013

Assessment Information ¹	Group	Number Taking Assessment	Number Passing Assessment	Institutional Pass Rate	Institutional Average Scaled Score	Assessment Cut Score ²	Statewide			
							Number Taking Assessment	Number Passing Assessment	Statewide Pass Rate	Statewide Average Scaled Score
SPANISH PRODUCTIVE LANGUAGE SKILLS (0192) Test Company: ETS Score Range: 100-200	All enrolled students who have completed all nonclinical courses, 2011-12						1			
	Other enrolled students, 2011-12						2			
	All program completers, 2011-12									
	All program completers, 2010-11	3				154	17	17	100%	170
	All program completers, 2009-10						22	22	100%	172
SPANISH WORLD LANGUAGE (CD) (5195) Test Company: ETS Score Range: 100-200	All enrolled students who have completed all nonclinical courses, 2011-12	1				163	12	10	83%	171
	Other enrolled students, 2011-12	2				163	9			
	All program completers, 2011-12						28	26	93%	173
	All program completers, 2010-11	1				163	18	12	67%	164
	All program completers, 2009-10						3			
SPECIAL ED PRESCHOOLEARLY CHILD (0690) Test Company: ETS Score Range: 250-990	All enrolled students who have completed all nonclinical courses, 2011-12						47	41	87%	603
	Other enrolled students, 2011-12						37	32	86%	610
	All program completers, 2011-12						107	106	99%	610
	All program completers, 2010-11						91	91	100%	625
	All program completers, 2009-10						95	95	100%	622
SPEECH COMMUNICATION (0220) Test Company: ETS Score Range: 250-990	All enrolled students who have completed all nonclinical courses, 2011-12									
	Other enrolled students, 2011-12									
	All program completers, 2011-12									
	All program completers, 2010-11						1			
	All program completers, 2009-10						1			

Single Assessment Institution-Level Pass Rate Data: Traditional Teacher Preparation Program Within IHE

		<p align="center">HEOA - Title II 2011 - 2012 Academic Year</p>								
Institution Name		LIPSCOMB UNIVERSITY								
Institution Code		1161								
State		Tennessee								
							March 30, 2013			
Assessment Information ¹	Group	Number Taking Assessment	Number Passing Assessment	Institutional Pass Rate	Institutional Average Scaled Score	Assessment Cut Score ²	Statewide			
							Number Taking Assessment	Number Passing Assessment	Statewide Pass Rate	Statewide Average Scaled Score
SPEECH COMMUNICATIONS (0221) Test Company: ETS Score Range: 100-200	All enrolled students who have completed all nonclinical courses, 2011-12									
	Other enrolled students, 2011-12									
	All program completers, 2011-12									
	All program completers, 2010-11									
	All program completers, 2009-10						1			
SPEECH LANGUAGE PATHOLOGY (0330) Test Company: ETS Score Range: 250-990	All enrolled students who have completed all nonclinical courses, 2011-12									
	Other enrolled students, 2011-12									
	All program completers, 2011-12						9			
	All program completers, 2010-11						5			
	All program completers, 2009-10						15	15	100%	671
TCHG STUDENTS WVISUAL IMPAIRMENTS (0280) Test Company: ETS Score Range: 250-990	All enrolled students who have completed all nonclinical courses, 2011-12									
	Other enrolled students, 2011-12									
	All program completers, 2011-12									
	All program completers, 2010-11									
	All program completers, 2009-10						2			
TECHNOLOGY EDUCATION (0050) Test Company: ETS Score Range: 250-990	All enrolled students who have completed all nonclinical courses, 2011-12									
	Other enrolled students, 2011-12						2			
	All program completers, 2011-12									
	All program completers, 2010-11									
	All program completers, 2009-10						3			

Single Assessment Institution-Level Pass Rate Data: Traditional Teacher Preparation Program Within IHE

	HEOA - Title II 2011 - 2012 Academic Year	
	Institution Name	LIPSCOMB UNIVERSITY
	Institution Code	1161
	State	Tennessee


March 30, 2013

Assessment Information ¹	Group	Number Taking Assessment	Number Passing Assessment	Institutional Pass Rate	Institutional Average Scaled Score	Assessment Cut Score ²	Statewide				
							Number Taking Assessment	Number Passing Assessment	Statewide Pass Rate	Statewide Average Scaled Score	
THEATRE (0640) Test Company: ETS Score Range: 250-990	All enrolled students who have completed all nonclinical courses, 2011-12						1				
	Other enrolled students, 2011-12	2				610	12	7	58%	628	
	All program completers, 2011-12	2				610	8				
	All program completers, 2010-11	1				610	11	11	100%	695	
	All program completers, 2009-10						5				
WORLD AND U.S. HISTORY CK (0941) Test Company: ETS Score Range: 100-200	All enrolled students who have completed all nonclinical courses, 2011-12	5				136	61	60	98%	159	
	Other enrolled students, 2011-12	13	12	92%	158	136	103	98	95%	159	
	All program completers, 2011-12	9				136	207	206	100%	159	
	All program completers, 2010-11	13	13	100%	158	136	223	223	100%	160	
	All program completers, 2009-10						199	199	100%	160	
WORLD AND U.S. HISTORY (0940) Test Company: ETS Score Range: 250-990	All enrolled students who have completed all nonclinical courses, 2011-12										
	Other enrolled students, 2011-12										
	All program completers, 2011-12										
	All program completers, 2010-11										
	All program completers, 2009-10						3				

¹Tests with multiple delivery options (computer, paper, etc.) will be noted with the assessment code for the paper format only.

²Cut scores may vary for groups depending upon when the cut scores are established by the state and when each group completed their teacher certification or licensure assessment.

Single Assessment Institution-Level Pass Rate Data: Alternative Teacher Preparation Program Within IHE

	HEOA - Title II 2011 - 2012 Academic Year
	Institution Name
	Institution Code
	State

LIPSCOMB UNIVERSITY


1161

Tennessee

March 30, 2013

Assessment Information ¹	Group	Number Taking Assessment	Number Passing Assessment	Institutional Pass Rate	Institutional Average Scaled Score	Assessment Cut Score ²	Statewide			
							Number Taking Assessment	Number Passing Assessment	Statewide Pass Rate	Statewide Average Scaled Score
AGRICULTURE (0700) Test Company: ETS Score Range: 250-990	All enrolled students who have completed all nonclinical courses, 2011-12									
	Other enrolled students, 2011-12						6			
	All program completers, 2011-12						8			
	All program completers, 2010-11						5			
	All program completers, 2009-10						3			
ART CONTENT AND ANALYSIS (0135) Test Company: ETS Score Range: 100-200	All enrolled students who have completed all nonclinical courses, 2011-12						2			
	Other enrolled students, 2011-12	1				157	11	6	55%	157
	All program completers, 2011-12	1				157	3			
	All program completers, 2010-11									
	All program completers, 2009-10									
ART CONTENT KNOWLEDGE (0133) Test Company: ETS Score Range: 100-200	All enrolled students who have completed all nonclinical courses, 2011-12									
	Other enrolled students, 2011-12						1			
	All program completers, 2011-12									
	All program completers, 2010-11	4				150	30	30	100%	170
	All program completers, 2009-10	1				150	21	21	100%	166
ART CONTENT TRAD CRITIC AESTHETICS (0132) Test Company: ETS Score Range: 100-200	All enrolled students who have completed all nonclinical courses, 2011-12									
	Other enrolled students, 2011-12						1			
	All program completers, 2011-12									
	All program completers, 2010-11						15	14	93%	146
	All program completers, 2009-10						6			

Single Assessment Institution-Level Pass Rate Data: Alternative Teacher Preparation Program Within IHE

	HEOA - Title II 2011 - 2012 Academic Year
	Institution Name
	Institution Code
	State

LIPSCOMB UNIVERSITY

1161

Tennessee

March 30, 2013

Assessment Information ¹	Group	Number Taking Assessment	Number Passing Assessment	Institutional Pass Rate	Institutional Average Scaled Score	Assessment Cut Score ²	Statewide				
							Number Taking Assessment	Number Passing Assessment	Statewide Pass Rate	Statewide Average Scaled Score	
ART MAKING (0131) Test Company: ETS Score Range: 100-200	All enrolled students who have completed all nonclinical courses, 2011-12										
	Other enrolled students, 2011-12										
	All program completers, 2011-12										
	All program completers, 2010-11	4				155	16	16	100%	166	
	All program completers, 2009-10	1				155	15	15	100%	168	
BIOLOGY CONTENT ESSAYS (0233) Test Company: ETS Score Range: 100-200	All enrolled students who have completed all nonclinical courses, 2011-12						4				
	Other enrolled students, 2011-12	6				146	40	28	70%	151	
	All program completers, 2011-12	1				146	37	33	89%	155	
	All program completers, 2010-11	9				146	44	40	91%	152	
	All program completers, 2009-10						43	41	95%	154	
BIOLOGY CONTENT KNOWLEDGE (0235) Test Company: ETS Score Range: 100-200	All enrolled students who have completed all nonclinical courses, 2011-12						5				
	Other enrolled students, 2011-12	6				148	51	43	84%	158	
	All program completers, 2011-12	1				148	45	42	93%	159	
	All program completers, 2010-11	10	10	100%	170	148	55	53	96%	163	
	All program completers, 2009-10						50	49	98%	160	
BUSINESS ED CONTENT KNOWLEDGE (0101) Test Company: ETS Score Range: 100-200	All enrolled students who have completed all nonclinical courses, 2011-12						1				
	Other enrolled students, 2011-12						14	12	86%	165	
	All program completers, 2011-12						11	10	91%	168	
	All program completers, 2010-11						1				
	All program completers, 2009-10										

Single Assessment Institution-Level Pass Rate Data: Alternative Teacher Preparation Program Within IHE




**HEOA - Title II
2011 - 2012 Academic Year**

Institution Name	LIPSCOMB UNIVERSITY
Institution Code	1161
State	Tennessee

March 30, 2013

Assessment Information ¹	Group	Number Taking Assessment	Number Passing Assessment	Institutional Pass Rate	Institutional Average Scaled Score	Assessment Cut Score ²	Statewide			
							Number Taking Assessment	Number Passing Assessment	Statewide Pass Rate	Statewide Average Scaled Score
BUSINESS ED (0100) Test Company: ETS Score Range: 250-990	All enrolled students who have completed all nonclinical courses, 2011-12						3			
	Other enrolled students, 2011-12						19	19	100%	628
	All program completers, 2011-12						14	14	100%	644
	All program completers, 2010-11	1				570	20	20	100%	626
	All program completers, 2009-10						32	32	100%	630
CHEMISTRY CONTENT KNOWLEDGE II (0245) Test Company: ETS Score Range: 100-200	All enrolled students who have completed all nonclinical courses, 2011-12						2			
	Other enrolled students, 2011-12	1				152	20	15	75%	158
	All program completers, 2011-12	1				152	23	21	91%	164
	All program completers, 2010-11	5				152	26	26	100%	161
	All program completers, 2009-10	1				152	22	22	100%	165
EARLY CHILDHOOD EDUCATION (0020) Test Company: ETS Score Range: 250-990	All enrolled students who have completed all nonclinical courses, 2011-12									
	Other enrolled students, 2011-12									
	All program completers, 2011-12									
	All program completers, 2010-11									
	All program completers, 2009-10						1			
EARTH AND SPACE SCIENCES - CK (0571) Test Company: ETS Score Range: 100-200	All enrolled students who have completed all nonclinical courses, 2011-12									
	Other enrolled students, 2011-12						1			
	All program completers, 2011-12						1			
	All program completers, 2010-11						1			
	All program completers, 2009-10						1			

Single Assessment Institution-Level Pass Rate Data: Alternative Teacher Preparation Program Within IHE


	HEOA - Title II 2011 - 2012 Academic Year
	Institution Name
	Institution Code
	State

LIPSCOMB UNIVERSITY
1161
Tennessee


March 30, 2013

Assessment Information ¹	Group	Number Taking Assessment	Number Passing Assessment	Institutional Pass Rate	Institutional Average Scaled Score	Assessment Cut Score ²	Statewide			
							Number Taking Assessment	Number Passing Assessment	Statewide Pass Rate	Statewide Average Scaled Score
ECONOMICS (0910) Test Company: ETS Score Range: 250-990	All enrolled students who have completed all nonclinical courses, 2011-12						1			
	Other enrolled students, 2011-12						3			
	All program completers, 2011-12	1				530	7			
	All program completers, 2010-11	1				530	3			
	All program completers, 2009-10						3			
ED OF EXCEPTIONAL STUDENTS CORE CK (0353) Test Company: ETS Score Range: 100-200	All enrolled students who have completed all nonclinical courses, 2011-12						3			
	Other enrolled students, 2011-12						20	20	100%	165
	All program completers, 2011-12						33	33	100%	166
	All program completers, 2010-11	21	21	100%	169	144	117	117	100%	170
	All program completers, 2009-10	3				144	123	123	100%	167
ED OF EXCEPTIONAL STUDENTS MTMD (0542) Test Company: ETS Score Range: 100-200	All enrolled students who have completed all nonclinical courses, 2011-12						2			
	Other enrolled students, 2011-12						10	9	90%	171
	All program completers, 2011-12	1				164	31	31	100%	176
	All program completers, 2010-11	21	21	100%	178	164	102	102	100%	179
	All program completers, 2009-10	3				164	113	113	100%	177
ED OF EXCEPTIONAL STUDENTS STPD (0544) Test Company: ETS Score Range: 100-200	All enrolled students who have completed all nonclinical courses, 2011-12									
	Other enrolled students, 2011-12						1			
	All program completers, 2011-12						1			
	All program completers, 2010-11						14	14	100%	174
	All program completers, 2009-10						18	18	100%	168

Single Assessment Institution-Level Pass Rate Data: Alternative Teacher Preparation Program Within IHE

		<p align="center">HEOA - Title II 2011 - 2012 Academic Year</p>								
Institution Name		LIPSCOMB UNIVERSITY								
Institution Code		1161								
State		Tennessee								
							March 30, 2013			
Assessment Information ¹	Group	Number Taking Assessment	Number Passing Assessment	Institutional Pass Rate	Institutional Average Scaled Score	Assessment Cut Score ²	Statewide			
							Number Taking Assessment	Number Passing Assessment	Statewide Pass Rate	Statewide Average Scaled Score
EDUCATION OF YOUNG CHILDREN (0021) Test Company: ETS Score Range: 100-200	All enrolled students who have completed all nonclinical courses, 2011-12						4			
	Other enrolled students, 2011-12						5			
	All program completers, 2011-12						14	14	100%	183
	All program completers, 2010-11						24	22	92%	183
	All program completers, 2009-10						14	14	100%	180
ELEM ED CONTENT KNOWLEDGE (0014) Test Company: ETS Score Range: 100-200	All enrolled students who have completed all nonclinical courses, 2011-12						17	17	100%	159
	Other enrolled students, 2011-12	16	16	100%	175	140	69	66	96%	163
	All program completers, 2011-12	16	16	100%	180	140	73	69	95%	166
	All program completers, 2010-11	35	35	100%	172	140	105	104	99%	167
	All program completers, 2009-10	2				140	100	100	100%	162
ELEM ED CURR INSTRUC ASSESSMENT (0011) Test Company: ETS Score Range: 100-200	All enrolled students who have completed all nonclinical courses, 2011-12						11	8	73%	168
	Other enrolled students, 2011-12	12	12	100%	184	159	36	30	83%	174
	All program completers, 2011-12	16	16	100%	186	159	57	56	98%	180
	All program completers, 2010-11	35	35	100%	180	159	90	90	100%	179
	All program completers, 2009-10	2				159	89	88	99%	176
ENG LANG LIT COMP CONTENT KNOWLEDGE (0041) Test Company: ETS Score Range: 100-200	All enrolled students who have completed all nonclinical courses, 2011-12						10	10	100%	175
	Other enrolled students, 2011-12	7				157	56	52	93%	173
	All program completers, 2011-12	3				157	42	41	98%	175
	All program completers, 2010-11	10	10	100%	186	157	68	67	99%	178
	All program completers, 2009-10	2				157	60	58	97%	176

Single Assessment Institution-Level Pass Rate Data: Alternative Teacher Preparation Program Within IHE

	HEOA - Title II 2011 - 2012 Academic Year
	Institution Name
	Institution Code
	State

LIPSCOMB UNIVERSITY


1161

Tennessee

March 30, 2013

Assessment Information ¹	Group	Number Taking Assessment	Number Passing Assessment	Institutional Pass Rate	Institutional Average Scaled Score	Assessment Cut Score ²	Statewide			
							Number Taking Assessment	Number Passing Assessment	Statewide Pass Rate	Statewide Average Scaled Score
ENG LANG LIT COMP PEDAGOGY (0043) Test Company: ETS Score Range: 100-200	All enrolled students who have completed all nonclinical courses, 2011-12						5			
	Other enrolled students, 2011-12	4				145	36	33	92%	154
	All program completers, 2011-12	3				145	42	39	93%	153
	All program completers, 2010-11	10	10	100%	162	145	66	65	98%	158
	All program completers, 2009-10	2				145	60	60	100%	157
ENGLISH TO SPEAKERS OF OTHER LANGUAGES II (0361) Test Company: ETS Score Range: 100-200	All enrolled students who have completed all nonclinical courses, 2011-12						2			
	Other enrolled students, 2011-12	7				143	8			
	All program completers, 2011-12	8				143	13	13	100%	162
	All program completers, 2010-11	2				143	4			
	All program completers, 2009-10									
ENGLISH TO SPEAKERS OF OTHER LANGUAGES (0360) Test Company: ETS Score Range: 250-990	All enrolled students who have completed all nonclinical courses, 2011-12						1			
	Other enrolled students, 2011-12						8			
	All program completers, 2011-12						16	16	100%	691
	All program completers, 2010-11	11	11	100%	630	530	24	24	100%	634
	All program completers, 2009-10	2				530	20	19	95%	615
FAMILY AND CONSUMER SCIENCES II (0121) Test Company: ETS Score Range: 100-200	All enrolled students who have completed all nonclinical courses, 2011-12						2			
	Other enrolled students, 2011-12						10	9	90%	165
	All program completers, 2011-12						6			
	All program completers, 2010-11	1				157	5			
	All program completers, 2009-10						6			

Single Assessment Institution-Level Pass Rate Data: Alternative Teacher Preparation Program Within IHE

	HEOA - Title II 2011 - 2012 Academic Year
	Institution Name
	Institution Code
	State

LIPSCOMB UNIVERSITY


1161

Tennessee

March 30, 2013

Assessment Information ¹	Group	Number Taking Assessment	Number Passing Assessment	Institutional Pass Rate	Institutional Average Scaled Score	Assessment Cut Score ²	Statewide			
							Number Taking Assessment	Number Passing Assessment	Statewide Pass Rate	Statewide Average Scaled Score
FAMILY AND CONSUMER SCIENCES (0120) Test Company: ETS Score Range: 250-990	All enrolled students who have completed all nonclinical courses, 2011-12									
	Other enrolled students, 2011-12						2			
	All program completers, 2011-12									
	All program completers, 2010-11						1			
	All program completers, 2009-10						8			
FRENCH CONTENT KNOWLEDGE (0173) Test Company: ETS Score Range: 100-200	All enrolled students who have completed all nonclinical courses, 2011-12									
	Other enrolled students, 2011-12						2			
	All program completers, 2011-12									
	All program completers, 2010-11	1				160	2			
	All program completers, 2009-10						6			
FRENCH PRODUCTIVE LANGUAGE SKILLS (0171) Test Company: ETS Score Range: 100-200	All enrolled students who have completed all nonclinical courses, 2011-12									
	Other enrolled students, 2011-12						2			
	All program completers, 2011-12									
	All program completers, 2010-11	1				165	2			
	All program completers, 2009-10						6			
FRENCH WORLD LANGUAGE (CD) (5174) Test Company: ETS Score Range: 100-200	All enrolled students who have completed all nonclinical courses, 2011-12						2			
	Other enrolled students, 2011-12						1			
	All program completers, 2011-12						4			
	All program completers, 2010-11									
	All program completers, 2009-10									

Single Assessment Institution-Level Pass Rate Data: Alternative Teacher Preparation Program Within IHE

	HEOA - Title II 2011 - 2012 Academic Year
	Institution Name
	Institution Code
	State

LIPSCOMB UNIVERSITY

1161

Tennessee

March 30, 2013

Assessment Information ¹	Group	Number Taking Assessment	Number Passing Assessment	Institutional Pass Rate	Institutional Average Scaled Score	Assessment Cut Score ²	Statewide			
							Number Taking Assessment	Number Passing Assessment	Statewide Pass Rate	Statewide Average Scaled Score
GENERAL SCI CONTENT KNOWL PART 1 (0431) Test Company: ETS Score Range: 100-200	All enrolled students who have completed all nonclinical courses, 2011-12						1			
	Other enrolled students, 2011-12	1				145	17	15	88%	165
	All program completers, 2011-12	1				145	22	22	100%	164
	All program completers, 2010-11	5				145	26	26	100%	167
	All program completers, 2009-10	1				145	22	22	100%	169
GENERAL SCIENCE CONTENT ESSAYS (0433) Test Company: ETS Score Range: 100-200	All enrolled students who have completed all nonclinical courses, 2011-12									
	Other enrolled students, 2011-12						4			
	All program completers, 2011-12						6			
	All program completers, 2010-11	1				130	7			
	All program completers, 2009-10	1				130	7			
GEOGRAPHY (0920) Test Company: ETS Score Range: 250-990	All enrolled students who have completed all nonclinical courses, 2011-12									
	Other enrolled students, 2011-12						3			
	All program completers, 2011-12						2			
	All program completers, 2010-11						4			
	All program completers, 2009-10						2			
GERMAN CONTENT KNOWLEDGE (0181) Test Company: ETS Score Range: 100-200	All enrolled students who have completed all nonclinical courses, 2011-12									
	Other enrolled students, 2011-12						2			
	All program completers, 2011-12									
	All program completers, 2010-11									
	All program completers, 2009-10						2			

Single Assessment Institution-Level Pass Rate Data: *Alternative Teacher Preparation Program Within IHE*




**HEOA - Title II
2011 - 2012 Academic Year**

Institution Name	LIPSCOMB UNIVERSITY
Institution Code	1161
State	Tennessee

March 30, 2013

Assessment Information ¹	Group	Number Taking Assessment	Number Passing Assessment	Institutional Pass Rate	Institutional Average Scaled Score	Assessment Cut Score ²	Statewide			
							Number Taking Assessment	Number Passing Assessment	Statewide Pass Rate	Statewide Average Scaled Score
GERMAN WORLD LANGUAGE (CD) (5183) Test Company: ETS Score Range: 100-200	All enrolled students who have completed all nonclinical courses, 2011-12									
	Other enrolled students, 2011-12						2			
	All program completers, 2011-12						1			
	All program completers, 2010-11									
	All program completers, 2009-10									
GOVERNMENT POLITICAL SCIENCE (0930) Test Company: ETS Score Range: 250-990	All enrolled students who have completed all nonclinical courses, 2011-12						2			
	Other enrolled students, 2011-12	1				600	7			
	All program completers, 2011-12						6			
	All program completers, 2010-11	2				600	6			
	All program completers, 2009-10						6			
HEALTH EDUCATION (0550) Test Company: ETS Score Range: 250-990	All enrolled students who have completed all nonclinical courses, 2011-12						1			
	Other enrolled students, 2011-12						3			
	All program completers, 2011-12						4			
	All program completers, 2010-11	1				570	3			
	All program completers, 2009-10						6			
LATIN (0600) Test Company: ETS Score Range: 250-990	All enrolled students who have completed all nonclinical courses, 2011-12									
	Other enrolled students, 2011-12						1			
	All program completers, 2011-12						5			
	All program completers, 2010-11									
	All program completers, 2009-10						2			

Single Assessment Institution-Level Pass Rate Data: Alternative Teacher Preparation Program Within IHE


	HEOA - Title II 2011 - 2012 Academic Year
	Institution Name
	Institution Code
	State

LIPSCOMB UNIVERSITY
1161
Tennessee


March 30, 2013

Assessment Information ¹	Group	Number Taking Assessment	Number Passing Assessment	Institutional Pass Rate	Institutional Average Scaled Score	Assessment Cut Score ²	Statewide			
							Number Taking Assessment	Number Passing Assessment	Statewide Pass Rate	Statewide Average Scaled Score
MARKETING EDUCATION II (0561) Test Company: ETS Score Range: 100-200	All enrolled students who have completed all nonclinical courses, 2011-12									
	Other enrolled students, 2011-12						7			
	All program completers, 2011-12						4			
	All program completers, 2010-11						7			
	All program completers, 2009-10						1			
MARKETING EDUCATION (0560) Test Company: ETS Score Range: 250-990	All enrolled students who have completed all nonclinical courses, 2011-12									
	Other enrolled students, 2011-12						1			
	All program completers, 2011-12						1			
	All program completers, 2010-11									
	All program completers, 2009-10									
MATHEMATICS CONTENT KNOWLEDGE (0061) Test Company: ETS Score Range: 100-200	All enrolled students who have completed all nonclinical courses, 2011-12						4			
	Other enrolled students, 2011-12	14	11	79%	153	136	85	60	71%	145
	All program completers, 2011-12	7				136	69	62	90%	146
	All program completers, 2010-11	28	28	100%	153	136	106	105	99%	151
	All program completers, 2009-10	1				136	71	70	99%	148
MATHEMATICS PEDAGOGY (0065) Test Company: ETS Score Range: 100-200	All enrolled students who have completed all nonclinical courses, 2011-12						2			
	Other enrolled students, 2011-12	11	9	82%	143	125	54	44	81%	140
	All program completers, 2011-12	7				125	65	62	95%	144
	All program completers, 2010-11	27	27	100%	150	125	106	106	100%	148
	All program completers, 2009-10	1				125	71	71	100%	148

Single Assessment Institution-Level Pass Rate Data: Alternative Teacher Preparation Program Within IHE

		HEOA - Title II 2011 - 2012 Academic Year								
Institution Name		LIPSCOMB UNIVERSITY								
Institution Code		1161								
State		Tennessee								
							<i>March 30, 2013</i>			
Assessment Information¹	Group	Number Taking Assessment	Number Passing Assessment	Institutional Pass Rate	Institutional Average Scaled Score	Assessment Cut Score²	Statewide			
							Number Taking Assessment	Number Passing Assessment	Statewide Pass Rate	Statewide Average Scaled Score
MIDDLE SCHOOL CONTENT KNOWLEDGE (0146) Test Company: ETS Score Range: 100-200	All enrolled students who have completed all nonclinical courses, 2011-12						8			
	Other enrolled students, 2011-12	41	40	98%	176	150	79	69	87%	167
	All program completers, 2011-12	10	10	100%	179	150	69	68	99%	168
	All program completers, 2010-11	12	12	100%	171	150	58	57	98%	165
	All program completers, 2009-10						47	47	100%	164
MUSIC CONCEPTS AND PROCESSES (0111) Test Company: ETS Score Range: 100-200	All enrolled students who have completed all nonclinical courses, 2011-12						3			
	Other enrolled students, 2011-12	1				145	13	10	77%	153
	All program completers, 2011-12						4			
	All program completers, 2010-11						4			
	All program completers, 2009-10	1				145	9			
MUSIC CONTENT KNOWLEDGE (0113) Test Company: ETS Score Range: 100-200	All enrolled students who have completed all nonclinical courses, 2011-12						4			
	Other enrolled students, 2011-12	1				150	18	11	61%	158
	All program completers, 2011-12						4			
	All program completers, 2010-11						4			
	All program completers, 2009-10	1				150	10	10	100%	160
PHYSICAL ED ANALYSIS AND DESIGN (0092) Test Company: ETS Score Range: 100-200	All enrolled students who have completed all nonclinical courses, 2011-12						1			
	Other enrolled students, 2011-12						12	12	100%	158
	All program completers, 2011-12	1				148	7			
	All program completers, 2010-11						16	16	100%	159
	All program completers, 2009-10						29	29	100%	158

Single Assessment Institution-Level Pass Rate Data: Alternative Teacher Preparation Program Within IHE

	HEOA - Title II 2011 - 2012 Academic Year
	Institution Name
	Institution Code
	State

LIPSCOMB UNIVERSITY


1161

Tennessee

March 30, 2013

Assessment Information ¹	Group	Number Taking Assessment	Number Passing Assessment	Institutional Pass Rate	Institutional Average Scaled Score	Assessment Cut Score ²	Statewide			
							Number Taking Assessment	Number Passing Assessment	Statewide Pass Rate	Statewide Average Scaled Score
PHYSICAL ED CONTENT AND DESIGN (0095) Test Company: ETS Score Range: 100-200	All enrolled students who have completed all nonclinical courses, 2011-12						1			
	Other enrolled students, 2011-12						15	8	53%	160
	All program completers, 2011-12						6			
	All program completers, 2010-11						2			
	All program completers, 2009-10									
PHYSICAL ED CONTENT KNOWLEDGE (0091) Test Company: ETS Score Range: 100-200	All enrolled students who have completed all nonclinical courses, 2011-12						2			
	Other enrolled students, 2011-12						15	13	87%	157
	All program completers, 2011-12	1				152	12	10	83%	153
	All program completers, 2010-11						16	16	100%	157
	All program completers, 2009-10						31	30	97%	157
PHYSICS CONTENT ESSAYS (0262) Test Company: ETS Score Range: 100-200	All enrolled students who have completed all nonclinical courses, 2011-12									
	Other enrolled students, 2011-12						2			
	All program completers, 2011-12						2			
	All program completers, 2010-11						1			
	All program completers, 2009-10						2			
PHYSICS CONTENT KNOWLEDGE II (0265) Test Company: ETS Score Range: 100-200	All enrolled students who have completed all nonclinical courses, 2011-12									
	Other enrolled students, 2011-12						6			
	All program completers, 2011-12						2			
	All program completers, 2010-11	1				144	2			
	All program completers, 2009-10	1				144	5			

Single Assessment Institution-Level Pass Rate Data: *Alternative Teacher Preparation Program Within IHE*


	HEOA - Title II 2011 - 2012 Academic Year
	Institution Name
	Institution Code
	State

LIPSCOMB UNIVERSITY
1161
Tennessee

March 30, 2013

Assessment Information ¹	Group	Number Taking Assessment	Number Passing Assessment	Institutional Pass Rate	Institutional Average Scaled Score	Assessment Cut Score ²	Statewide			
							Number Taking Assessment	Number Passing Assessment	Statewide Pass Rate	Statewide Average Scaled Score
PRINC LEARNING AND TEACHING 5-9 II (0623) Test Company: ETS Score Range: 100-200	All enrolled students who have completed all nonclinical courses, 2011-12						7			
	Other enrolled students, 2011-12	9				158	24	22	92%	176
	All program completers, 2011-12	9				158	44	44	100%	175
	All program completers, 2010-11									
	All program completers, 2009-10						1			
PRINC LEARNING AND TEACHING 5-9 (0523) Test Company: ETS Score Range: 100-200	All enrolled students who have completed all nonclinical courses, 2011-12						1			
	Other enrolled students, 2011-12	1				154	15	10	67%	165
	All program completers, 2011-12	5				154	50	49	98%	170
	All program completers, 2010-11	25	25	100%	170	154	96	96	100%	171
	All program completers, 2009-10	4				154	58	56	97%	167
PRINC LEARNING AND TEACHING 7-12 II (0624) Test Company: ETS Score Range: 100-200	All enrolled students who have completed all nonclinical courses, 2011-12						13	12	92%	169
	Other enrolled students, 2011-12	13	13	100%	181	155	89	77	87%	169
	All program completers, 2011-12	8				155	144	140	97%	173
	All program completers, 2010-11						17	13	76%	164
	All program completers, 2009-10						1			
PRINC LEARNING AND TEACHING 7-12 (0524) Test Company: ETS Score Range: 100-200	All enrolled students who have completed all nonclinical courses, 2011-12						11	10	91%	170
	Other enrolled students, 2011-12	9				159	107	101	94%	171
	All program completers, 2011-12	11	10	91%	172	159	172	167	97%	172
	All program completers, 2010-11	86	86	100%	179	159	411	411	100%	175
	All program completers, 2009-10	9				159	400	394	99%	172

Single Assessment Institution-Level Pass Rate Data: Alternative Teacher Preparation Program Within IHE


	HEOA - Title II 2011 - 2012 Academic Year
	Institution Name
	Institution Code
	State

LIPSCOMB UNIVERSITY
1161
Tennessee


March 30, 2013

Assessment Information ¹	Group	Number Taking Assessment	Number Passing Assessment	Institutional Pass Rate	Institutional Average Scaled Score	Assessment Cut Score ²	Statewide			
							Number Taking Assessment	Number Passing Assessment	Statewide Pass Rate	Statewide Average Scaled Score
PRINC LEARNING AND TEACHING EARLY CHILD II (0621) Test Company: ETS Score Range: 100-200	All enrolled students who have completed all nonclinical courses, 2011-12						2			
	Other enrolled students, 2011-12						4			
	All program completers, 2011-12						7			
	All program completers, 2010-11						1			
	All program completers, 2009-10									
PRINC LEARNING AND TEACHING EARLY CHILD (0521) Test Company: ETS Score Range: 100-200	All enrolled students who have completed all nonclinical courses, 2011-12						4			
	Other enrolled students, 2011-12						3			
	All program completers, 2011-12						8			
	All program completers, 2010-11	1				155	27	27	100%	183
	All program completers, 2009-10						19	19	100%	176
PRINC LEARNING AND TEACHING K-6 II (0622) Test Company: ETS Score Range: 100-200	All enrolled students who have completed all nonclinical courses, 2011-12						9			
	Other enrolled students, 2011-12	7				158	46	42	91%	173
	All program completers, 2011-12	12	12	100%	181	158	58	58	100%	178
	All program completers, 2010-11						4			
	All program completers, 2009-10									
PRINC LEARNING AND TEACHING K-6 (0522) Test Company: ETS Score Range: 100-200	All enrolled students who have completed all nonclinical courses, 2011-12						7			
	Other enrolled students, 2011-12	5				155	39	36	92%	171
	All program completers, 2011-12	12	12	100%	179	155	75	75	100%	174
	All program completers, 2010-11	55	55	100%	178	155	193	191	99%	176
	All program completers, 2009-10	4				155	186	185	99%	174

Single Assessment Institution-Level Pass Rate Data: Alternative Teacher Preparation Program Within IHE

		<p align="center">HEOA - Title II 2011 - 2012 Academic Year</p>								
Institution Name		LIPSCOMB UNIVERSITY								
Institution Code		1161								
State		Tennessee								
							March 30, 2013			
Assessment Information ¹	Group	Number Taking Assessment	Number Passing Assessment	Institutional Pass Rate	Institutional Average Scaled Score	Assessment Cut Score ²	Statewide			
							Number Taking Assessment	Number Passing Assessment	Statewide Pass Rate	Statewide Average Scaled Score
PSYCHOLOGY (0390) Test Company: ETS Score Range: 250-990	All enrolled students who have completed all nonclinical courses, 2011-12									
	Other enrolled students, 2011-12						2			
	All program completers, 2011-12									
	All program completers, 2010-11						1			
	All program completers, 2009-10						2			
READING ACROSS CURRICULUM ELEM (0201) Test Company: ETS Score Range: 100-200	All enrolled students who have completed all nonclinical courses, 2011-12						28	25	89%	165
	Other enrolled students, 2011-12	52	50	96%	175	151	158	146	92%	168
	All program completers, 2011-12	39	39	100%	177	151	236	233	99%	169
	All program completers, 2010-11	72	72	100%	173	151	287	287	100%	171
	All program completers, 2009-10	5				151	239	238	100%	167
SE CK AND MILD TO MODERATE APPL (0543) Test Company: ETS Score Range: 100-200	All enrolled students who have completed all nonclinical courses, 2011-12						4			
	Other enrolled students, 2011-12	8				153	81	75	93%	167
	All program completers, 2011-12	10	10	100%	175	153	84	83	99%	172
	All program completers, 2010-11	3				153	32	32	100%	172
	All program completers, 2009-10						4			
SE CK AND SEVERE TO PROF APPL (0545) Test Company: ETS Score Range: 100-200	All enrolled students who have completed all nonclinical courses, 2011-12									
	Other enrolled students, 2011-12						9			
	All program completers, 2011-12						4			
	All program completers, 2010-11						3			
	All program completers, 2009-10									

Single Assessment Institution-Level Pass Rate Data: Alternative Teacher Preparation Program Within IHE


	HEOA - Title II 2011 - 2012 Academic Year
	Institution Name
	Institution Code
	State

LIPSCOMB UNIVERSITY
1161
Tennessee

March 30, 2013

Assessment Information ¹	Group	Number Taking Assessment	Number Passing Assessment	Institutional Pass Rate	Institutional Average Scaled Score	Assessment Cut Score ²	Statewide			
							Number Taking Assessment	Number Passing Assessment	Statewide Pass Rate	Statewide Average Scaled Score
SE CORE KNOWLEDGE & APPLICATIONS (0354) Test Company: ETS Score Range: 100-200	All enrolled students who have completed all nonclinical courses, 2011-12									
	Other enrolled students, 2011-12									
	All program completers, 2011-12									
	All program completers, 2010-11						1			
	All program completers, 2009-10									
SPANISH CONTENT KNOWLEDGE (0191) Test Company: ETS Score Range: 100-200	All enrolled students who have completed all nonclinical courses, 2011-12									
	Other enrolled students, 2011-12						9			
	All program completers, 2011-12						6			
	All program completers, 2010-11	13	13	100%	172	152	28	28	100%	171
	All program completers, 2009-10	2				152	35	32	91%	166
SPANISH PRODUCTIVE LANGUAGE SKILLS (0192) Test Company: ETS Score Range: 100-200	All enrolled students who have completed all nonclinical courses, 2011-12									
	Other enrolled students, 2011-12						7			
	All program completers, 2011-12						5			
	All program completers, 2010-11	14	14	100%	169	154	30	30	100%	170
	All program completers, 2009-10	2				154	35	32	91%	167
SPANISH WORLD LANGUAGE (CD) (5195) Test Company: ETS Score Range: 100-200	All enrolled students who have completed all nonclinical courses, 2011-12						4			
	Other enrolled students, 2011-12	5				163	25	12	48%	155
	All program completers, 2011-12						17	14	82%	168
	All program completers, 2010-11	3				163	13	9	69%	168
	All program completers, 2009-10									

Single Assessment Institution-Level Pass Rate Data: Alternative Teacher Preparation Program Within IHE

	HEOA - Title II 2011 - 2012 Academic Year
	Institution Name
	Institution Code
	State

LIPSCOMB UNIVERSITY

1161

Tennessee

March 30, 2013

Assessment Information ¹	Group	Number Taking Assessment	Number Passing Assessment	Institutional Pass Rate	Institutional Average Scaled Score	Assessment Cut Score ²	Statewide			
							Number Taking Assessment	Number Passing Assessment	Statewide Pass Rate	Statewide Average Scaled Score
SPECIAL ED PRESCHOOLEARLY CHILD (0690) Test Company: ETS Score Range: 250-990	All enrolled students who have completed all nonclinical courses, 2011-12						1			
	Other enrolled students, 2011-12						1			
	All program completers, 2011-12						6			
	All program completers, 2010-11						12	12	100%	615
	All program completers, 2009-10						4			
SPEECH COMMUNICATIONS (0221) Test Company: ETS Score Range: 100-200	All enrolled students who have completed all nonclinical courses, 2011-12						1			
	Other enrolled students, 2011-12						1			
	All program completers, 2011-12	1				144	2			
	All program completers, 2010-11									
	All program completers, 2009-10									
THEATRE (0640) Test Company: ETS Score Range: 250-990	All enrolled students who have completed all nonclinical courses, 2011-12						2			
	Other enrolled students, 2011-12	1				610	6			
	All program completers, 2011-12						3			
	All program completers, 2010-11	1				610	7			
	All program completers, 2009-10						4			
WORLD AND U.S. HISTORY CK (0941) Test Company: ETS Score Range: 100-200	All enrolled students who have completed all nonclinical courses, 2011-12						5			
	Other enrolled students, 2011-12	7				136	31	28	90%	155
	All program completers, 2011-12						24	23	96%	154
	All program completers, 2010-11	6				136	32	32	100%	159
	All program completers, 2009-10						29	28	97%	154

¹Tests with multiple delivery options (computer, paper, etc.) will be noted with the assessment code for the paper format only.

²Cut scores may vary for groups depending upon when the cut scores are established by the state and when each group completed their teacher certification or licensure assessment.