




Single Assessment Institution-Level Pass Rate Data: Alternative Teacher Preparation Program Within IHE

		<p align="center">HEOA - Title II 2010 - 2011 Academic Year</p>						
Institution Name		LIPSCOMB UNIVERSITY						
Institution Code		1161						
State		Tennessee						
								State
Assessment Information ¹	Group	Number Taking Assessment	Number Passing Assessment	Institutional Pass Rate	Institutional Average Scaled Score	Assessment Cut Score ²	Number Taking Assessment	Number Passing Assessment
AGRICULTURE (0700) Test Company: ETS Score Range: 250-990	All enrolled students who have completed all nonclinical courses, 2010-11							
	Other enrolled students, 2010-11						6	
	All program completers, 2010-11						4	
	All program completers, 2009-10						3	
	All program completers, 2008-09						5	
ART CONTENT KNOWLEDGE (0133) Test Company: ETS Score Range: 100-200	All enrolled students who have completed all nonclinical courses, 2010-11							
	Other enrolled students, 2010-11	1				150	30	30
	All program completers, 2010-11	4				150	30	30
	All program completers, 2009-10	1				150	21	21
	All program completers, 2008-09						11	11
ART CONTENT TRAD CRITIC AESTHETICS (0132) Test Company: ETS Score Range: 100-200	All enrolled students who have completed all nonclinical courses, 2010-11							
	Other enrolled students, 2010-11						6	
	All program completers, 2010-11						14	14
	All program completers, 2009-10						6	
	All program completers, 2008-09						6	
ART MAKING (0131) Test Company: ETS Score Range: 100-200	All enrolled students who have completed all nonclinical courses, 2010-11							
	Other enrolled students, 2010-11	1				155	21	20
	All program completers, 2010-11	4				155	17	17
	All program completers, 2009-10	1				155	15	15
	All program completers, 2008-09						6	


Single Assessment Institution-Level Pass Rate Data: Alternative Teacher Preparation Program Within IHE

		HEOA - Title II 2010 - 2011 Academic Year						
Institution Name		LIPSCOMB UNIVERSITY						
Institution Code		1161						
State		Tennessee						
							State	
<i>Assessment Information¹</i>	<i>Group</i>	<i>Number Taking Assessment</i>	<i>Number Passing Assessment</i>	<i>Institutional Pass Rate</i>	<i>Institutional Average Scaled Score</i>	<i>Assessment Cut Score²</i>	<i>Number Taking Assessment</i>	<i>Number Passing Assessment</i>
BIOLOGY CONTENT ESSAYS (0233) <i>Test Company: ETS</i> <i>Score Range: 100-200</i>	All enrolled students who have completed all nonclinical courses, 2010-11						4	
	Other enrolled students, 2010-11	4				146	50	31
	All program completers, 2010-11	9				146	42	39
	All program completers, 2009-10						43	41
	All program completers, 2008-09						41	38
BIOLOGY CONTENT KNOWLEDGE (0235) <i>Test Company: ETS</i> <i>Score Range: 100-200</i>	All enrolled students who have completed all nonclinical courses, 2010-11						6	
	Other enrolled students, 2010-11	4				148	66	52
	All program completers, 2010-11	10	10	100%	170	148	55	53
	All program completers, 2009-10						50	49
	All program completers, 2008-09						50	48
BUSINESS EDUCATION: CONTENT KNOWLEDGE (0101) <i>Test Company: ETS</i> <i>Score Range: 100-200</i>	All enrolled students who have completed all nonclinical courses, 2010-11						1	
	Other enrolled students, 2010-11						9	
	All program completers, 2010-11						1	
	All program completers, 2009-10							
	All program completers, 2008-09							
BUSINESS EDUCATION (0100) <i>Test Company: ETS</i> <i>Score Range: 250-990</i>	All enrolled students who have completed all nonclinical courses, 2010-11						2	
	Other enrolled students, 2010-11						30	29
	All program completers, 2010-11	1				570	20	20
	All program completers, 2009-10						32	32
	All program completers, 2008-09						40	40


Single Assessment Institution-Level Pass Rate Data: Alternative Teacher Preparation Program Within IHE

		<p align="center">HEOA - Title II 2010 - 2011 Academic Year</p>						
Institution Name		LIPSCOMB UNIVERSITY						
Institution Code		1161						
State		Tennessee						
								State
<i>Assessment Information¹</i>	<i>Group</i>	<i>Number Taking Assessment</i>	<i>Number Passing Assessment</i>	<i>Institutional Pass Rate</i>	<i>Institutional Average Scaled Score</i>	<i>Assessment Cut Score²</i>	<i>Number Taking Assessment</i>	<i>Number Passing Assessment</i>
CHEMISTRY CONTENT KNOWLEDGE II (0245) <i>Test Company: ETS</i> <i>Score Range: 100-200</i>	All enrolled students who have completed all nonclinical courses, 2010-11						2	
	Other enrolled students, 2010-11	2				152	25	22
	All program completers, 2010-11	5				152	26	26
	All program completers, 2009-10	1				152	22	22
	All program completers, 2008-09						8	
EARLY CHILDHOOD EDUCATION (0020) <i>Test Company: ETS</i> <i>Score Range: 250-990</i>	All enrolled students who have completed all nonclinical courses, 2010-11							
	Other enrolled students, 2010-11							
	All program completers, 2010-11							
	All program completers, 2009-10						1	
	All program completers, 2008-09							
EARTH AND SPACE SCIENCES - CONTENT KNOWLEDGE (0571) <i>Test Company: ETS</i> <i>Score Range: 100-200</i>	All enrolled students who have completed all nonclinical courses, 2010-11							
	Other enrolled students, 2010-11						1	
	All program completers, 2010-11						1	
	All program completers, 2009-10						1	
	All program completers, 2008-09						1	
ECONOMICS (0910) <i>Test Company: ETS</i> <i>Score Range: 250-990</i>	All enrolled students who have completed all nonclinical courses, 2010-11						1	
	Other enrolled students, 2010-11	1				530	6	
	All program completers, 2010-11	1				530	3	
	All program completers, 2009-10						3	
	All program completers, 2008-09						4	


Single Assessment Institution-Level Pass Rate Data: Alternative Teacher Preparation Program Within IHE

		HEOA - Title II 2010 - 2011 Academic Year						
Institution Name	LIPSCOMB UNIVERSITY							
Institution Code	1161							
State	Tennessee							
								State
<i>Assessment Information¹</i>	<i>Group</i>	<i>Number Taking Assessment</i>	<i>Number Passing Assessment</i>	<i>Institutional Pass Rate</i>	<i>Institutional Average Scaled Score</i>	<i>Assessment Cut Score²</i>	<i>Number Taking Assessment</i>	<i>Number Passing Assessment</i>
ED OF EXCEPTIONAL STUDENTS: CORE CK (0353) <i>Test Company: ETS</i> <i>Score Range: 100-200</i>	All enrolled students who have completed all nonclinical courses, 2010-11						8	
	Other enrolled students, 2010-11						66	64
	All program completers, 2010-11	21	21	100%	169	144	122	122
	All program completers, 2009-10	3				144	125	125
	All program completers, 2008-09	1				144	65	65
ED OF EXCEPTIONAL STUDENTS: MTMD (0542) <i>Test Company: ETS</i> <i>Score Range: 100-200</i>	All enrolled students who have completed all nonclinical courses, 2010-11						5	
	Other enrolled students, 2010-11						33	27
	All program completers, 2010-11	21	21	100%	178	164	102	101
	All program completers, 2009-10	3				164	115	113
	All program completers, 2008-09	1				164	59	57
ED OF EXCEPTIONAL STUDENTS: STPD (0544) <i>Test Company: ETS</i> <i>Score Range: 100-200</i>	All enrolled students who have completed all nonclinical courses, 2010-11							
	Other enrolled students, 2010-11						3	
	All program completers, 2010-11						14	14
	All program completers, 2009-10						18	18
	All program completers, 2008-09						16	16
EDUCATION OF YOUNG CHILDREN (0021) <i>Test Company: ETS</i> <i>Score Range: 100-200</i>	All enrolled students who have completed all nonclinical courses, 2010-11						3	
	Other enrolled students, 2010-11						11	9
	All program completers, 2010-11						22	21
	All program completers, 2009-10						14	14
	All program completers, 2008-09						14	14


Single Assessment Institution-Level Pass Rate Data: Alternative Teacher Preparation Program Within IHE

		HEOA - Title II 2010 - 2011 Academic Year						
Institution Name		LIPSCOMB UNIVERSITY						
Institution Code		1161						
State		Tennessee						
								State
Assessment Information ¹	Group	Number Taking Assessment	Number Passing Assessment	Institutional Pass Rate	Institutional Average Scaled Score	Assessment Cut Score ²	Number Taking Assessment	Number Passing Assessment
ELEM ED CURR INSTRUC ASSESSMENT (0011) Test Company: ETS Score Range: 100-200	All enrolled students who have completed all nonclinical courses, 2010-11						9	
	Other enrolled students, 2010-11	10	9	90%	183	159	27	22
	All program completers, 2010-11	35	35	100%	180	159	88	87
	All program completers, 2009-10	2				159	89	88
	All program completers, 2008-09	3				159	65	65
ELEMENTARY ED CONTENT KNOWLEDGE (0014) Test Company: ETS Score Range: 100-200	All enrolled students who have completed all nonclinical courses, 2010-11						18	18
	Other enrolled students, 2010-11	13	13	100%	177	140	70	66
	All program completers, 2010-11	35	35	100%	172	140	100	98
	All program completers, 2009-10	2				140	100	100
	All program completers, 2008-09	3				140	74	74
ENG LANG LIT COMP CONTENT KNOWLEDGE (0041) Test Company: ETS Score Range: 100-200	All enrolled students who have completed all nonclinical courses, 2010-11						11	11
	Other enrolled students, 2010-11	3				157	58	51
	All program completers, 2010-11	10	10	100%	186	157	67	66
	All program completers, 2009-10	2				157	60	58
	All program completers, 2008-09	2				157	52	52
ENG LANG LIT COMP PEDAGOGY (0043) Test Company: ETS Score Range: 100-200	All enrolled students who have completed all nonclinical courses, 2010-11						8	
	Other enrolled students, 2010-11	3				145	36	31
	All program completers, 2010-11	10	10	100%	162	145	65	64
	All program completers, 2009-10	2				145	60	60
	All program completers, 2008-09	2				145	54	54


Single Assessment Institution-Level Pass Rate Data: Alternative Teacher Preparation Program Within IHE

		HEOA - Title II 2010 - 2011 Academic Year						
Institution Name		LIPSCOMB UNIVERSITY						
Institution Code		1161						
State		Tennessee						
								State
Assessment Information ¹	Group	Number Taking Assessment	Number Passing Assessment	Institutional Pass Rate	Institutional Average Scaled Score	Assessment Cut Score ²	Number Taking Assessment	Number Passing Assessment
ENGLISH TO SPEAKERS OF OTHER LANGUAGES II (0361) Test Company: ETS Score Range: 100-200	All enrolled students who have completed all nonclinical courses, 2010-11							
	Other enrolled students, 2010-11	1				143	2	
	All program completers, 2010-11	1				143	1	
	All program completers, 2009-10							
	All program completers, 2008-09							
ENGLISH TO SPEAKERS OF OTHER LANGUAGES (0360) Test Company: ETS Score Range: 250-990	All enrolled students who have completed all nonclinical courses, 2010-11						5	
	Other enrolled students, 2010-11	1				530	18	18
	All program completers, 2010-11	11	11	100%	630	530	24	24
	All program completers, 2009-10	2				530	20	19
	All program completers, 2008-09	3				530	9	
FAMILY AND CONSUMER SCIENCES II (0121) Test Company: ETS Score Range: 100-200	All enrolled students who have completed all nonclinical courses, 2010-11						1	
	Other enrolled students, 2010-11						13	12
	All program completers, 2010-11	1				157	5	
	All program completers, 2009-10						6	
	All program completers, 2008-09						4	
FAMILY AND CONSUMER SCIENCES (0120) Test Company: ETS Score Range: 250-990	All enrolled students who have completed all nonclinical courses, 2010-11							
	Other enrolled students, 2010-11						2	
	All program completers, 2010-11						1	
	All program completers, 2009-10						8	
	All program completers, 2008-09							

Single Assessment Institution-Level Pass Rate Data: Alternative Teacher Preparation Program Within IHE


		HEOA - Title II 2010 - 2011 Academic Year						
Institution Name		LIPSCOMB UNIVERSITY						
Institution Code		1161						
State		Tennessee						
								State
Assessment Information ¹	Group	Number Taking Assessment	Number Passing Assessment	Institutional Pass Rate	Institutional Average Scaled Score	Assessment Cut Score ²	Number Taking Assessment	Number Passing Assessment
FRENCH CONTENT KNOWLEDGE (0173) Test Company: ETS Score Range: 100-200	All enrolled students who have completed all nonclinical courses, 2010-11							
	Other enrolled students, 2010-11						6	
	All program completers, 2010-11	1				160	2	
	All program completers, 2009-10						6	
	All program completers, 2008-09						2	
FRENCH PRODUCTIVE LANGUAGE SKILLS (0171) Test Company: ETS Score Range: 100-200	All enrolled students who have completed all nonclinical courses, 2010-11							
	Other enrolled students, 2010-11						3	
	All program completers, 2010-11	1				165	2	
	All program completers, 2009-10						6	
	All program completers, 2008-09						2	
FRENCH: WORLD LANGUAGE (5174) Test Company: ETS Score Range: 100-200	All enrolled students who have completed all nonclinical courses, 2010-11							
	Other enrolled students, 2010-11						4	
	All program completers, 2010-11							
	All program completers, 2009-10							
	All program completers, 2008-09							
GENERAL SCI CONTENT KNOWL PART 1 (0431) Test Company: ETS Score Range: 100-200	All enrolled students who have completed all nonclinical courses, 2010-11						2	
	Other enrolled students, 2010-11	2				145	23	22
	All program completers, 2010-11	5				145	26	26
	All program completers, 2009-10	1				145	22	22
	All program completers, 2008-09						7	

Single Assessment Institution-Level Pass Rate Data: Alternative Teacher Preparation Program Within IHE


	HEOA - Title II 2010 - 2011 Academic Year
	Institution Name LIPSCOMB UNIVERSITY
	Institution Code 1161
	State Tennessee

Assessment Information ¹	Group	Number Taking Assessment	Number Passing Assessment	Institutional Pass Rate	Institutional Average Scaled Score	Assessment Cut Score ²	State	
							Number Taking Assessment	Number Passing Assessment
GENERAL SCIENCE CONTENT ESSAYS (0433) <i>Test Company: ETS</i> <i>Score Range: 100-200</i>	All enrolled students who have completed all nonclinical courses, 2010-11						2	
	Other enrolled students, 2010-11						6	
	All program completers, 2010-11	1				130	7	
	All program completers, 2009-10	1				130	7	
	All program completers, 2008-09						7	
GEOGRAPHY (0920) <i>Test Company: ETS</i> <i>Score Range: 250-990</i>	All enrolled students who have completed all nonclinical courses, 2010-11							
	Other enrolled students, 2010-11						2	
	All program completers, 2010-11						4	
	All program completers, 2009-10						2	
	All program completers, 2008-09						2	
GERMAN CONTENT KNOWLEDGE (0181) <i>Test Company: ETS</i> <i>Score Range: 100-200</i>	All enrolled students who have completed all nonclinical courses, 2010-11							
	Other enrolled students, 2010-11						3	
	All program completers, 2010-11							
	All program completers, 2009-10						2	
	All program completers, 2008-09						1	
GERMAN: WORLD LANGUAGE (5183) <i>Test Company: ETS</i> <i>Score Range: 100-200</i>	All enrolled students who have completed all nonclinical courses, 2010-11							
	Other enrolled students, 2010-11						2	
	All program completers, 2010-11							
	All program completers, 2009-10							
	All program completers, 2008-09							


Single Assessment Institution-Level Pass Rate Data: Alternative Teacher Preparation Program Within IHE

		<p align="center">HEOA - Title II 2010 - 2011 Academic Year</p>						
Institution Name		LIPSCOMB UNIVERSITY						
Institution Code		1161						
State		Tennessee						
								State
Assessment Information ¹	Group	Number Taking Assessment	Number Passing Assessment	Institutional Pass Rate	Institutional Average Scaled Score	Assessment Cut Score ²	Number Taking Assessment	Number Passing Assessment
GOVERNMENTPOLITICAL SCIENCE (0930) Test Company: ETS Score Range: 250-990	All enrolled students who have completed all nonclinical courses, 2010-11							
	Other enrolled students, 2010-11						4	
	All program completers, 2010-11	2				600	6	
	All program completers, 2009-10						6	
	All program completers, 2008-09						2	
HEALTH EDUCATION (0550) Test Company: ETS Score Range: 250-990	All enrolled students who have completed all nonclinical courses, 2010-11							
	Other enrolled students, 2010-11						5	
	All program completers, 2010-11	1				570	3	
	All program completers, 2009-10						6	
	All program completers, 2008-09						2	
LATIN (0600) Test Company: ETS Score Range: 250-990	All enrolled students who have completed all nonclinical courses, 2010-11							
	Other enrolled students, 2010-11						2	
	All program completers, 2010-11							
	All program completers, 2009-10						2	
	All program completers, 2008-09						1	
MARKETING EDUCATION II (0561) Test Company: ETS Score Range: 100-200	All enrolled students who have completed all nonclinical courses, 2010-11						2	
	Other enrolled students, 2010-11						7	
	All program completers, 2010-11						6	
	All program completers, 2009-10						1	
	All program completers, 2008-09							


Single Assessment Institution-Level Pass Rate Data: Alternative Teacher Preparation Program Within IHE

		HEOA - Title II 2010 - 2011 Academic Year						
Institution Name		LIPSCOMB UNIVERSITY						
Institution Code		1161						
State		Tennessee						
								State
Assessment Information ¹	Group	Number Taking Assessment	Number Passing Assessment	Institutional Pass Rate	Institutional Average Scaled Score	Assessment Cut Score ²	Number Taking Assessment	Number Passing Assessment
MARKETING EDUCATION (0560) Test Company: ETS Score Range: 250-990	All enrolled students who have completed all nonclinical courses, 2010-11							
	Other enrolled students, 2010-11						1	
	All program completers, 2010-11							
	All program completers, 2009-10							
	All program completers, 2008-09							
MATHEMATICS PEDAGOGY (0065) Test Company: ETS Score Range: 100-200	All enrolled students who have completed all nonclinical courses, 2010-11						3	
	Other enrolled students, 2010-11	8				125	47	37
	All program completers, 2010-11	27	27	100%	150	125	103	102
	All program completers, 2009-10	1				125	71	71
	All program completers, 2008-09	1				125	57	56
MATHEMATICS: CONTENT KNOWLEDGE (0061) Test Company: ETS Score Range: 100-200	All enrolled students who have completed all nonclinical courses, 2010-11						5	
	Other enrolled students, 2010-11	10	9	90%	160	136	80	59
	All program completers, 2010-11	28	28	100%	153	136	105	104
	All program completers, 2009-10	1				136	71	70
	All program completers, 2008-09	1				136	57	53
MIDDLE SCHOOL SUBJECTS: CK (0146) Test Company: ETS Score Range: 100-200	All enrolled students who have completed all nonclinical courses, 2010-11						8	
	Other enrolled students, 2010-11	11	10	91%	177	150	65	58
	All program completers, 2010-11	12	12	100%	171	150	58	57
	All program completers, 2009-10						47	47
	All program completers, 2008-09						20	19


Single Assessment Institution-Level Pass Rate Data: Alternative Teacher Preparation Program Within IHE

		HEOA - Title II 2010 - 2011 Academic Year						
Institution Name		LIPSCOMB UNIVERSITY						
Institution Code		1161						
State		Tennessee						
								State
Assessment Information ¹	Group	Number Taking Assessment	Number Passing Assessment	Institutional Pass Rate	Institutional Average Scaled Score	Assessment Cut Score ²	Number Taking Assessment	Number Passing Assessment
MUSIC CONCEPTS AND PROCESSES (0111) Test Company: ETS Score Range: 100-200	All enrolled students who have completed all nonclinical courses, 2010-11						2	
	Other enrolled students, 2010-11						15	12
	All program completers, 2010-11						4	
	All program completers, 2009-10	1				145	9	
	All program completers, 2008-09						15	15
MUSIC CONTENT KNOWLEDGE (0113) Test Company: ETS Score Range: 100-200	All enrolled students who have completed all nonclinical courses, 2010-11						2	
	Other enrolled students, 2010-11						20	11
	All program completers, 2010-11						4	
	All program completers, 2009-10	1				150	10	10
	All program completers, 2008-09						14	14
PHYSICAL ED ANALYSIS AND DESIGN (0092) Test Company: ETS Score Range: 100-200	All enrolled students who have completed all nonclinical courses, 2010-11						2	
	Other enrolled students, 2010-11	1				148	20	19
	All program completers, 2010-11						17	17
	All program completers, 2009-10						29	29
	All program completers, 2008-09						21	21
PHYSICAL ED: CONTENT KNOWLEDGE (0091) Test Company: ETS Score Range: 100-200	All enrolled students who have completed all nonclinical courses, 2010-11						2	
	Other enrolled students, 2010-11	1				152	31	22
	All program completers, 2010-11						18	16
	All program completers, 2009-10						31	30
	All program completers, 2008-09						21	21


Single Assessment Institution-Level Pass Rate Data: Alternative Teacher Preparation Program Within IHE

		HEOA - Title II 2010 - 2011 Academic Year						
Institution Name		LIPSCOMB UNIVERSITY						
Institution Code		1161						
State		Tennessee						
								State
Assessment Information ¹	Group	Number Taking Assessment	Number Passing Assessment	Institutional Pass Rate	Institutional Average Scaled Score	Assessment Cut Score ²	Number Taking Assessment	Number Passing Assessment
PHYSICS CONTENT ESSAYS (0262) Test Company: ETS Score Range: 100-200	All enrolled students who have completed all nonclinical courses, 2010-11							
	Other enrolled students, 2010-11						1	
	All program completers, 2010-11						1	
	All program completers, 2009-10						2	
	All program completers, 2008-09						1	
PHYSICS CONTENT KNOWLEDGE II (0265) Test Company: ETS Score Range: 100-200	All enrolled students who have completed all nonclinical courses, 2010-11							
	Other enrolled students, 2010-11						1	
	All program completers, 2010-11	1				144	2	
	All program completers, 2009-10	1				144	5	
	All program completers, 2008-09						1	
PRINCIPLES LEARNING AND TEACHING 5-9 (0523) Test Company: ETS Score Range: 100-200	All enrolled students who have completed all nonclinical courses, 2010-11						10	8
	Other enrolled students, 2010-11	4				154	49	41
	All program completers, 2010-11	25	25	100%	170	154	95	95
	All program completers, 2009-10	4				154	58	56
	All program completers, 2008-09	1				154	36	36
PRINCIPLES LEARNING AND TEACHING 7-12 (0524) Test Company: ETS Score Range: 100-200	All enrolled students who have completed all nonclinical courses, 2010-11						27	24
	Other enrolled students, 2010-11	14	14	100%	177	159	222	196
	All program completers, 2010-11	86	86	100%	179	159	412	410
	All program completers, 2009-10	9				159	400	394
	All program completers, 2008-09	12	12	100%	176	159	332	332


Single Assessment Institution-Level Pass Rate Data: Alternative Teacher Preparation Program Within IHE

		HEOA - Title II 2010 - 2011 Academic Year						
Institution Name		LIPSCOMB UNIVERSITY						
Institution Code		1161						
State		Tennessee						
								State
Assessment Information ¹	Group	Number Taking Assessment	Number Passing Assessment	Institutional Pass Rate	Institutional Average Scaled Score	Assessment Cut Score ²	Number Taking Assessment	Number Passing Assessment
PRINCIPLES LEARNING AND TEACHING EARLY CHILDHOOD (0521) Test Company: ETS Score Range: 100-200	All enrolled students who have completed all nonclinical courses, 2010-11						3	
	Other enrolled students, 2010-11						11	9
	All program completers, 2010-11	1				155	28	27
	All program completers, 2009-10						19	19
	All program completers, 2008-09						14	14
PRINCIPLES LEARNING AND TEACHING K-6 (0522) Test Company: ETS Score Range: 100-200	All enrolled students who have completed all nonclinical courses, 2010-11						19	19
	Other enrolled students, 2010-11	15	15	100%	179	155	81	73
	All program completers, 2010-11	55	55	100%	178	155	195	191
	All program completers, 2009-10	4				155	186	184
	All program completers, 2008-09	4				155	132	132
PSYCHOLOGY (0390) Test Company: ETS Score Range: 250-990	All enrolled students who have completed all nonclinical courses, 2010-11							
	Other enrolled students, 2010-11						1	
	All program completers, 2010-11						1	
	All program completers, 2009-10						2	
	All program completers, 2008-09							
READING ACROSS THE CURRICULUM: ELEMENTARY (0201) Test Company: ETS Score Range: 100-200	All enrolled students who have completed all nonclinical courses, 2010-11						28	28
	Other enrolled students, 2010-11	27	27	100%	175	151	168	149
	All program completers, 2010-11	72	72	100%	173	151	286	283
	All program completers, 2009-10	5				151	239	236
	All program completers, 2008-09	3				151	116	114


Single Assessment Institution-Level Pass Rate Data: Alternative Teacher Preparation Program Within IHE

		HEOA - Title II 2010 - 2011 Academic Year						
Institution Name		LIPSCOMB UNIVERSITY						
Institution Code		1161						
State		Tennessee						
								State
Assessment Information ¹	Group	Number Taking Assessment	Number Passing Assessment	Institutional Pass Rate	Institutional Average Scaled Score	Assessment Cut Score ²	Number Taking Assessment	Number Passing Assessment
SE CORE KNOWLEDGE & APPLICATIONS (0354) Test Company: ETS Score Range: 100-200	All enrolled students who have completed all nonclinical courses, 2010-11							
	Other enrolled students, 2010-11						1	
	All program completers, 2010-11							
	All program completers, 2009-10							
	All program completers, 2008-09							
SE: CK AND MILD TO MODERATE APPL (0543) Test Company: ETS Score Range: 100-200	All enrolled students who have completed all nonclinical courses, 2010-11						3	
	Other enrolled students, 2010-11	10	10	100%	174	153	54	51
	All program completers, 2010-11	3				153	28	28
	All program completers, 2009-10							
	All program completers, 2008-09							
SE: CK AND SEVERE TO PROF APPLIC (0545) Test Company: ETS Score Range: 100-200	All enrolled students who have completed all nonclinical courses, 2010-11							
	Other enrolled students, 2010-11							
	All program completers, 2010-11						3	
	All program completers, 2009-10							
	All program completers, 2008-09							
SPANISH CONTENT KNOWLEDGE (0191) Test Company: ETS Score Range: 100-200	All enrolled students who have completed all nonclinical courses, 2010-11						1	
	Other enrolled students, 2010-11	1				152	26	24
	All program completers, 2010-11	13	13	100%	172	152	32	32
	All program completers, 2009-10	2				152	35	32
	All program completers, 2008-09	7				152	26	25

Single Assessment Institution-Level Pass Rate Data: *Alternative Teacher Preparation Program Within IHE*

		HEOA - Title II 2010 - 2011 Academic Year						
Institution Name		LIPSCOMB UNIVERSITY						
Institution Code		1161						
State		Tennessee						
								State
Assessment Information ¹	Group	Number Taking Assessment	Number Passing Assessment	Institutional Pass Rate	Institutional Average Scaled Score	Assessment Cut Score ²	Number Taking Assessment	Number Passing Assessment
SPANISH PRODUCTIVE LANGUAGE SKILLS (0192) Test Company: ETS Score Range: 100-200	All enrolled students who have completed all nonclinical courses, 2010-11						1	
	Other enrolled students, 2010-11						16	10
	All program completers, 2010-11	14	14	100%	169	154	31	30
	All program completers, 2009-10	2				154	35	32
	All program completers, 2008-09	7				154	28	27
SPANISH: WORLD LANGUAGE (5195) Test Company: ETS Score Range: 100-200	All enrolled students who have completed all nonclinical courses, 2010-11						3	
	Other enrolled students, 2010-11	1				163	9	
	All program completers, 2010-11	3				163	9	
	All program completers, 2009-10							
	All program completers, 2008-09							
SPECIAL ED PRESCHOOLEARLY CHILD (0690) Test Company: ETS Score Range: 250-990	All enrolled students who have completed all nonclinical courses, 2010-11							
	Other enrolled students, 2010-11						3	
	All program completers, 2010-11						7	
	All program completers, 2009-10						4	
	All program completers, 2008-09						1	
THEATRE (0640) Test Company: ETS Score Range: 250-990	All enrolled students who have completed all nonclinical courses, 2010-11							
	Other enrolled students, 2010-11						5	
	All program completers, 2010-11	1				610	7	
	All program completers, 2009-10						4	
	All program completers, 2008-09						4	

Single Assessment Institution-Level Pass Rate Data: *Alternative Teacher Preparation Program Within IHE*

		<p align="center">HEOA - Title II 2010 - 2011 Academic Year</p>								
Institution Name		LIPSCOMB UNIVERSITY								
Institution Code		1161								
State		Tennessee								
							State			
Assessment Information¹		Group		Number Taking Assessment	Number Passing Assessment	Institutional Pass Rate	Institutional Average Scaled Score	Assessment Cut Score²	Number Taking Assessment	Number Passing Assessment
WORLD AND U.S. HISTORY: CONTENT KNOWLEDGE (0941) Test Company: ETS Score Range: 100-200		All enrolled students who have completed all nonclinical courses, 2010-11							4	
		Other enrolled students, 2010-11		1				136	27	24
		All program completers, 2010-11		6				136	31	31
		All program completers, 2009-10							29	28
		All program completers, 2008-09							20	19

¹Tests with multiple delivery options (computer, paper, etc.) will be noted with the assessment code for the paper format only.

²Cut scores may vary for groups depending upon when the cut scores are established by the state and when each group completed their teacher certification or licensure assessment.

Single Assessment Institution-Level Pass Rate Data: *Alternative Teacher Preparation Program Within IHE*

April 9, 2012

wide	
Statewide Pass Rate	Statewide Average Scaled Score
100%	174
100%	170
100%	166
100%	176
100%	148
95%	167
100%	166
100%	168

Single Assessment Institution-Level Pass Rate Data: *Alternative Teacher Preparation Program Within IHE*

April 9, 2012

wide	
Statewide Pass Rate	Statewide Average Scaled Score
62%	149
93%	153
95%	154
93%	157
79%	156
96%	163
98%	160
96%	162
97%	636
100%	626
100%	630
100%	636

Single Assessment Institution-Level Pass Rate Data: *Alternative Teacher Preparation Program Within IHE*

April 9, 2012

wide	
Statewide Pass Rate	Statewide Average Scaled Score
88%	164
100%	161
100%	165

Single Assessment Institution-Level Pass Rate Data: *Alternative Teacher Preparation Program Within IHE*

April 9, 2012

wide	
Statewide Pass Rate	Statewide Average Scaled Score
97%	163
100%	170
100%	168
100%	171
82%	172
99%	179
98%	177
97%	177
100%	174
100%	168
100%	170
82%	172
95%	185
100%	180
100%	182

Single Assessment Institution-Level Pass Rate Data: *Alternative Teacher Preparation Program Within IHE*

April 9, 2012

wide	
Statewide Pass Rate	Statewide Average Scaled Score
81%	174
99%	179
99%	176
100%	174
100%	159
94%	163
98%	167
100%	162
100%	160
100%	171
88%	172
99%	178
97%	176
100%	174
86%	152
98%	157
100%	157
100%	159

Single Assessment Institution-Level Pass Rate Data: *Alternative Teacher Preparation Program Within IHE*

April 9, 2012

wide	
<i>Statewide Pass Rate</i>	<i>Statewide Average Scaled Score</i>
100%	642
100%	634
95%	615
92%	169

Single Assessment Institution-Level Pass Rate Data: *Alternative Teacher Preparation Program Within IHE*

April 9, 2012

wide	
Statewide Pass Rate	Statewide Average Scaled Score
96%	167
100%	167
100%	169

Single Assessment Institution-Level Pass Rate Data: *Alternative Teacher Preparation Program Within IHE*

April 9, 2012

wide	
Statewide Pass Rate	Statewide Average Scaled Score
79%	137
99%	148
100%	148
98%	149
74%	146
99%	151
99%	148
93%	147
89%	165
98%	165
100%	164
95%	165

Single Assessment Institution-Level Pass Rate Data: *Alternative Teacher Preparation Program Within IHE*

April 9, 2012

wide	
Statewide Pass Rate	Statewide Average Scaled Score
80%	150
100%	155
55%	153
100%	160
100%	163
95%	155
100%	160
100%	158
100%	159
71%	153
89%	156
97%	157
100%	157

Single Assessment Institution-Level Pass Rate Data: Alternative Teacher Preparation Program Within IHE

April 9, 2012

wide	
<i>Statewide Pass Rate</i>	<i>Statewide Average Scaled Score</i>
80%	165
84%	166
100%	171
97%	167
100%	169
89%	171
88%	170
100%	175
99%	172
100%	173

Single Assessment Institution-Level Pass Rate Data: *Alternative Teacher Preparation Program Within IHE*

April 9, 2012

wide	
Statewide Pass Rate	Statewide Average Scaled Score
82%	171
96%	182
100%	176
100%	184
100%	172
90%	172
98%	175
99%	173
100%	173
100%	168
89%	165
99%	171
99%	167
98%	167

Single Assessment Institution-Level Pass Rate Data: *Alternative Teacher Preparation Program Within IHE*

April 9, 2012

wide	
Statewide Pass Rate	Statewide Average Scaled Score
94%	169
100%	173
92%	172
100%	170
91%	166
96%	175

Single Assessment Institution-Level Pass Rate Data: *Alternative Teacher Preparation Program Within IHE*

April 9, 2012


wide	
Statewide Pass Rate	Statewide Average Scaled Score
63%	165
97%	169
91%	167
96%	171

Single Assessment Institution-Level Pass Rate Data: *Alternative Teacher Preparation Program Within IHE*


April 9, 2012

wide	
Statewide Pass Rate	Statewide Average Scaled Score
89%	154
100%	159
97%	154
95%	156


Single Assessment Institution-Level Pass Rate Data: Traditional Teacher Preparation Program Within IHE

		<p align="center">HEOA - Title II 2010 - 2011 Academic Year</p>						
Institution Name		LIPSCOMB UNIVERSITY						
Institution Code		1161						
State		Tennessee						
								State
Assessment Information ¹	Group	Number Taking Assessment	Number Passing Assessment	Institutional Pass Rate	Institutional Average Scaled Score	Assessment Cut Score ²	Number Taking Assessment	Number Passing Assessment
AGRICULTURE (0700) Test Company: ETS Score Range: 250-990	All enrolled students who have completed all nonclinical courses, 2010-11						4	
	Other enrolled students, 2010-11						6	
	All program completers, 2010-11						24	22
	All program completers, 2009-10						22	20
	All program completers, 2008-09						23	19
ART CONTENT KNOWLEDGE (0133) Test Company: ETS Score Range: 100-200	All enrolled students who have completed all nonclinical courses, 2010-11	1				150	19	19
	Other enrolled students, 2010-11						30	27
	All program completers, 2010-11	6				150	76	76
	All program completers, 2009-10						74	74
	All program completers, 2008-09	1				150	71	71
ART CONTENT TRAD CRITIC AESTHETICS (0132) Test Company: ETS Score Range: 100-200	All enrolled students who have completed all nonclinical courses, 2010-11						5	
	Other enrolled students, 2010-11						13	11
	All program completers, 2010-11						43	42
	All program completers, 2009-10						33	33
	All program completers, 2008-09						43	43
ART MAKING (0131) Test Company: ETS Score Range: 100-200	All enrolled students who have completed all nonclinical courses, 2010-11	1				155	13	12
	Other enrolled students, 2010-11						11	8
	All program completers, 2010-11	6				155	33	33
	All program completers, 2009-10						41	41
	All program completers, 2008-09	1				155	29	28


Single Assessment Institution-Level Pass Rate Data: Traditional Teacher Preparation Program Within IHE

		HEOA - Title II 2010 - 2011 Academic Year						
Institution Name		LIPSCOMB UNIVERSITY						
Institution Code		1161						
State		Tennessee						
								State
Assessment Information ¹	Group	Number Taking Assessment	Number Passing Assessment	Institutional Pass Rate	Institutional Average Scaled Score	Assessment Cut Score ²	Number Taking Assessment	Number Passing Assessment
BIOLOGY CONTENT ESSAYS (0233) Test Company: ETS Score Range: 100-200	All enrolled students who have completed all nonclinical courses, 2010-11						27	14
	Other enrolled students, 2010-11						37	14
	All program completers, 2010-11	3				146	53	48
	All program completers, 2009-10						67	64
	All program completers, 2008-09	1				146	63	62
BIOLOGY CONTENT KNOWLEDGE (0235) Test Company: ETS Score Range: 100-200	All enrolled students who have completed all nonclinical courses, 2010-11						34	33
	Other enrolled students, 2010-11						49	35
	All program completers, 2010-11	3				148	60	57
	All program completers, 2009-10						80	79
	All program completers, 2008-09	1				148	70	69
BUSINESS EDUCATION: CONTENT KNOWLEDGE (0101) Test Company: ETS Score Range: 100-200	All enrolled students who have completed all nonclinical courses, 2010-11						22	21
	Other enrolled students, 2010-11						6	
	All program completers, 2010-11						15	15
	All program completers, 2009-10							
	All program completers, 2008-09							
BUSINESS EDUCATION (0100) Test Company: ETS Score Range: 250-990	All enrolled students who have completed all nonclinical courses, 2010-11						4	
	Other enrolled students, 2010-11						10	10
	All program completers, 2010-11						35	35
	All program completers, 2009-10						42	41
	All program completers, 2008-09						20	20


Single Assessment Institution-Level Pass Rate Data: Traditional Teacher Preparation Program Within IHE

		HEOA - Title II 2010 - 2011 Academic Year						
Institution Name		LIPSCOMB UNIVERSITY						
Institution Code		1161						
State		Tennessee						
								State
Assessment Information ¹	Group	Number Taking Assessment	Number Passing Assessment	Institutional Pass Rate	Institutional Average Scaled Score	Assessment Cut Score ²	Number Taking Assessment	Number Passing Assessment
CHEMISTRY CONTENT KNOWLEDGE II (0245) Test Company: ETS Score Range: 100-200	All enrolled students who have completed all nonclinical courses, 2010-11						7	
	Other enrolled students, 2010-11						8	
	All program completers, 2010-11						13	11
	All program completers, 2009-10						11	11
	All program completers, 2008-09						18	17
EARLY CHILDHOOD EDUCATION (0020) Test Company: ETS Score Range: 250-990	All enrolled students who have completed all nonclinical courses, 2010-11							
	Other enrolled students, 2010-11							
	All program completers, 2010-11							
	All program completers, 2009-10						2	
	All program completers, 2008-09							
EARTH AND SPACE SCIENCES - CONTENT KNOWLEDGE (0571) Test Company: ETS Score Range: 100-200	All enrolled students who have completed all nonclinical courses, 2010-11						1	
	Other enrolled students, 2010-11						2	
	All program completers, 2010-11						2	
	All program completers, 2009-10							
	All program completers, 2008-09						1	
ECONOMICS (0910) Test Company: ETS Score Range: 250-990	All enrolled students who have completed all nonclinical courses, 2010-11						1	
	Other enrolled students, 2010-11						6	
	All program completers, 2010-11						6	
	All program completers, 2009-10						8	
	All program completers, 2008-09	1				530	11	10


Single Assessment Institution-Level Pass Rate Data: Traditional Teacher Preparation Program Within IHE

		HEOA - Title II 2010 - 2011 Academic Year						
Institution Name		LIPSCOMB UNIVERSITY						
Institution Code		1161						
State		Tennessee						
								State
Assessment Information ¹	Group	Number Taking Assessment	Number Passing Assessment	Institutional Pass Rate	Institutional Average Scaled Score	Assessment Cut Score ²	Number Taking Assessment	Number Passing Assessment
ED OF DEAF AND HARD OF HEARING (0271) Test Company: ETS Score Range: 100-200	All enrolled students who have completed all nonclinical courses, 2010-11							
	Other enrolled students, 2010-11							
	All program completers, 2010-11						6	
	All program completers, 2009-10						10	10
	All program completers, 2008-09						11	11
ED OF EXCEPTIONAL STUDENTS: CORE CK (0353) Test Company: ETS Score Range: 100-200	All enrolled students who have completed all nonclinical courses, 2010-11						23	22
	Other enrolled students, 2010-11						57	56
	All program completers, 2010-11	10	10	100%	172	144	156	156
	All program completers, 2009-10						244	244
	All program completers, 2008-09	2				144	289	288
ED OF EXCEPTIONAL STUDENTS: MTMD (0542) Test Company: ETS Score Range: 100-200	All enrolled students who have completed all nonclinical courses, 2010-11						8	
	Other enrolled students, 2010-11						26	25
	All program completers, 2010-11	10	10	100%	181	164	86	85
	All program completers, 2009-10						125	124
	All program completers, 2008-09	2				164	180	179
ED OF EXCEPTIONAL STUDENTS: STPD (0544) Test Company: ETS Score Range: 100-200	All enrolled students who have completed all nonclinical courses, 2010-11						1	
	Other enrolled students, 2010-11						7	
	All program completers, 2010-11						27	27
	All program completers, 2009-10						69	68
	All program completers, 2008-09						79	78


Single Assessment Institution-Level Pass Rate Data: Traditional Teacher Preparation Program Within IHE

		HEOA - Title II 2010 - 2011 Academic Year						
Institution Name	LIPSCOMB UNIVERSITY							
Institution Code	1161							
State	Tennessee							
							State	
<i>Assessment Information¹</i>	<i>Group</i>	<i>Number Taking Assessment</i>	<i>Number Passing Assessment</i>	<i>Institutional Pass Rate</i>	<i>Institutional Average Scaled Score</i>	<i>Assessment Cut Score²</i>	<i>Number Taking Assessment</i>	<i>Number Passing Assessment</i>
EDUCATION OF YOUNG CHILDREN (0021) <i>Test Company: ETS</i> <i>Score Range: 100-200</i>	All enrolled students who have completed all nonclinical courses, 2010-11						166	165
	Other enrolled students, 2010-11						85	84
	All program completers, 2010-11						372	372
	All program completers, 2009-10						342	341
	All program completers, 2008-09						371	371
ELEM ED CURR INSTRUC ASSESSMENT (0011) <i>Test Company: ETS</i> <i>Score Range: 100-200</i>	All enrolled students who have completed all nonclinical courses, 2010-11	19	19	100%	174	159	452	425
	Other enrolled students, 2010-11	14	13	93%	178	159	544	473
	All program completers, 2010-11	102	101	99%	176	159	1730	1704
	All program completers, 2009-10						1626	1616
	All program completers, 2008-09	40	37	93%	171	159	1754	1736
ELEMENTARY ED CONTENT KNOWLEDGE (0014) <i>Test Company: ETS</i> <i>Score Range: 100-200</i>	All enrolled students who have completed all nonclinical courses, 2010-11	19	19	100%	162	140	688	678
	Other enrolled students, 2010-11	30	30	100%	164	140	963	923
	All program completers, 2010-11	104	104	100%	164	140	2100	2091
	All program completers, 2009-10						1948	1943
	All program completers, 2008-09	39	39	100%	161	140	2102	2101
ENG LANG LIT COMP CONTENT KNOWLEDGE (0041) <i>Test Company: ETS</i> <i>Score Range: 100-200</i>	All enrolled students who have completed all nonclinical courses, 2010-11	3				157	72	69
	Other enrolled students, 2010-11	7				157	106	98
	All program completers, 2010-11	8				157	226	222
	All program completers, 2009-10						206	204
	All program completers, 2008-09	4				157	199	199


Single Assessment Institution-Level Pass Rate Data: Traditional Teacher Preparation Program Within IHE

		HEOA - Title II 2010 - 2011 Academic Year						
Institution Name		LIPSCOMB UNIVERSITY						
Institution Code		1161						
State		Tennessee						
								State
Assessment Information ¹	Group	Number Taking Assessment	Number Passing Assessment	Institutional Pass Rate	Institutional Average Scaled Score	Assessment Cut Score ²	Number Taking Assessment	Number Passing Assessment
ENG LANG LIT COMP PEDAGOGY (0043) Test Company: ETS Score Range: 100-200	All enrolled students who have completed all nonclinical courses, 2010-11	3				145	72	64
	Other enrolled students, 2010-11	6				145	84	71
	All program completers, 2010-11	9				145	227	221
	All program completers, 2009-10						205	202
	All program completers, 2008-09	4				145	199	197
ENGLISH TO SPEAKERS OF OTHER LANGUAGES II (0361) Test Company: ETS Score Range: 100-200	All enrolled students who have completed all nonclinical courses, 2010-11						3	
	Other enrolled students, 2010-11						11	11
	All program completers, 2010-11	2				143	12	12
	All program completers, 2009-10							
	All program completers, 2008-09							
ENGLISH TO SPEAKERS OF OTHER LANGUAGES (0360) Test Company: ETS Score Range: 250-990	All enrolled students who have completed all nonclinical courses, 2010-11						4	
	Other enrolled students, 2010-11	1				530	7	
	All program completers, 2010-11	4				530	20	20
	All program completers, 2009-10						22	22
	All program completers, 2008-09	2				530	35	35
FAMILY AND CONSUMER SCIENCES II (0121) Test Company: ETS Score Range: 100-200	All enrolled students who have completed all nonclinical courses, 2010-11						6	
	Other enrolled students, 2010-11						2	
	All program completers, 2010-11						26	26
	All program completers, 2009-10						16	16
	All program completers, 2008-09						8	


Single Assessment Institution-Level Pass Rate Data: Traditional Teacher Preparation Program Within IHE

		HEOA - Title II 2010 - 2011 Academic Year						
Institution Name		LIPSCOMB UNIVERSITY						
Institution Code		1161						
State		Tennessee						
								State
Assessment Information ¹	Group	Number Taking Assessment	Number Passing Assessment	Institutional Pass Rate	Institutional Average Scaled Score	Assessment Cut Score ²	Number Taking Assessment	Number Passing Assessment
FAMILY AND CONSUMER SCIENCES (0120) Test Company: ETS Score Range: 250-990	All enrolled students who have completed all nonclinical courses, 2010-11							
	Other enrolled students, 2010-11							
	All program completers, 2010-11							
	All program completers, 2009-10						1	
	All program completers, 2008-09							
FRENCH CONTENT KNOWLEDGE (0173) Test Company: ETS Score Range: 100-200	All enrolled students who have completed all nonclinical courses, 2010-11							
	Other enrolled students, 2010-11						1	
	All program completers, 2010-11							
	All program completers, 2009-10						10	10
	All program completers, 2008-09	1				160	13	12
FRENCH PRODUCTIVE LANGUAGE SKILLS (0171) Test Company: ETS Score Range: 100-200	All enrolled students who have completed all nonclinical courses, 2010-11							
	Other enrolled students, 2010-11						1	
	All program completers, 2010-11							
	All program completers, 2009-10						10	8
	All program completers, 2008-09	1				165	12	12
FRENCH: WORLD LANGUAGE (5174) Test Company: ETS Score Range: 100-200	All enrolled students who have completed all nonclinical courses, 2010-11						1	
	Other enrolled students, 2010-11						1	
	All program completers, 2010-11						6	
	All program completers, 2009-10							
	All program completers, 2008-09							


Single Assessment Institution-Level Pass Rate Data: Traditional Teacher Preparation Program Within IHE

		HEOA - Title II 2010 - 2011 Academic Year						
Institution Name		LIPSCOMB UNIVERSITY						
Institution Code		1161						
State		Tennessee						
								State
Assessment Information ¹	Group	Number Taking Assessment	Number Passing Assessment	Institutional Pass Rate	Institutional Average Scaled Score	Assessment Cut Score ²	Number Taking Assessment	Number Passing Assessment
GENERAL SCI CONTENT KNOWL PART 1 (0431) Test Company: ETS Score Range: 100-200	All enrolled students who have completed all nonclinical courses, 2010-11						7	
	Other enrolled students, 2010-11						5	
	All program completers, 2010-11						15	15
	All program completers, 2009-10						11	11
	All program completers, 2008-09						16	16
GENERAL SCIENCE CONTENT ESSAYS (0433) Test Company: ETS Score Range: 100-200	All enrolled students who have completed all nonclinical courses, 2010-11						2	
	Other enrolled students, 2010-11						3	
	All program completers, 2010-11						4	
	All program completers, 2009-10						14	14
	All program completers, 2008-09						7	
GEOGRAPHY (0920) Test Company: ETS Score Range: 250-990	All enrolled students who have completed all nonclinical courses, 2010-11						3	
	Other enrolled students, 2010-11						3	
	All program completers, 2010-11	1				580	18	17
	All program completers, 2009-10						30	30
	All program completers, 2008-09	2				580	29	28
GERMAN CONTENT KNOWLEDGE (0181) Test Company: ETS Score Range: 100-200	All enrolled students who have completed all nonclinical courses, 2010-11							
	Other enrolled students, 2010-11						1	
	All program completers, 2010-11						1	
	All program completers, 2009-10						1	
	All program completers, 2008-09						2	


Single Assessment Institution-Level Pass Rate Data: Traditional Teacher Preparation Program Within IHE

		HEOA - Title II 2010 - 2011 Academic Year						
Institution Name		LIPSCOMB UNIVERSITY						
Institution Code		1161						
State		Tennessee						
								State
Assessment Information ¹	Group	Number Taking Assessment	Number Passing Assessment	Institutional Pass Rate	Institutional Average Scaled Score	Assessment Cut Score ²	Number Taking Assessment	Number Passing Assessment
GERMAN: WORLD LANGUAGE (5183) Test Company: ETS Score Range: 100-200	All enrolled students who have completed all nonclinical courses, 2010-11							
	Other enrolled students, 2010-11							
	All program completers, 2010-11						3	
	All program completers, 2009-10							
	All program completers, 2008-09							
GIFTED EDUCATION (0357) Test Company: ETS Score Range: 100-200	All enrolled students who have completed all nonclinical courses, 2010-11							
	Other enrolled students, 2010-11						3	
	All program completers, 2010-11							
	All program completers, 2009-10							
	All program completers, 2008-09							
GOVERNMENT/POLITICAL SCIENCE (0930) Test Company: ETS Score Range: 250-990	All enrolled students who have completed all nonclinical courses, 2010-11	2				600	10	10
	Other enrolled students, 2010-11	1				600	18	14
	All program completers, 2010-11	5				600	32	31
	All program completers, 2009-10						30	30
	All program completers, 2008-09	6				600	33	32
HEALTH EDUCATION (0550) Test Company: ETS Score Range: 250-990	All enrolled students who have completed all nonclinical courses, 2010-11						10	10
	Other enrolled students, 2010-11						19	18
	All program completers, 2010-11	3				570	46	46
	All program completers, 2009-10						42	41
	All program completers, 2008-09	4				570	55	52


Single Assessment Institution-Level Pass Rate Data: Traditional Teacher Preparation Program Within IHE

		HEOA - Title II 2010 - 2011 Academic Year						
Institution Name		LIPSCOMB UNIVERSITY						
Institution Code		1161						
State		Tennessee						
								State
Assessment Information ¹	Group	Number Taking Assessment	Number Passing Assessment	Institutional Pass Rate	Institutional Average Scaled Score	Assessment Cut Score ²	Number Taking Assessment	Number Passing Assessment
LATIN (0600) Test Company: ETS Score Range: 250-990	All enrolled students who have completed all nonclinical courses, 2010-11							
	Other enrolled students, 2010-11						1	
	All program completers, 2010-11						1	
	All program completers, 2009-10							
	All program completers, 2008-09						4	
MARKETING EDUCATION (0560) Test Company: ETS Score Range: 250-990	All enrolled students who have completed all nonclinical courses, 2010-11							
	Other enrolled students, 2010-11							
	All program completers, 2010-11							
	All program completers, 2009-10						1	
	All program completers, 2008-09							
MATHEMATICS PEDAGOGY (0065) Test Company: ETS Score Range: 100-200	All enrolled students who have completed all nonclinical courses, 2010-11	4				125	23	22
	Other enrolled students, 2010-11	4				125	53	45
	All program completers, 2010-11	12	12	100%	158	125	113	110
	All program completers, 2009-10						85	85
	All program completers, 2008-09	2				125	97	97
MATHEMATICS: CONTENT KNOWLEDGE (0061) Test Company: ETS Score Range: 100-200	All enrolled students who have completed all nonclinical courses, 2010-11	4				136	25	21
	Other enrolled students, 2010-11	4				136	83	50
	All program completers, 2010-11	12	12	100%	161	136	114	107
	All program completers, 2009-10						84	84
	All program completers, 2008-09	2				136	98	97


Single Assessment Institution-Level Pass Rate Data: Traditional Teacher Preparation Program Within IHE

		HEOA - Title II 2010 - 2011 Academic Year						
Institution Name		LIPSCOMB UNIVERSITY						
Institution Code		1161						
State		Tennessee						
								State
Assessment Information ¹	Group	Number Taking Assessment	Number Passing Assessment	Institutional Pass Rate	Institutional Average Scaled Score	Assessment Cut Score ²	Number Taking Assessment	Number Passing Assessment
MIDDLE SCHOOL SUBJECTS: CK (0146) Test Company: ETS Score Range: 100-200	All enrolled students who have completed all nonclinical courses, 2010-11						63	56
	Other enrolled students, 2010-11	4				150	154	129
	All program completers, 2010-11						201	194
	All program completers, 2009-10						185	183
	All program completers, 2008-09						146	141
MUSIC CONCEPTS AND PROCESSES (0111) Test Company: ETS Score Range: 100-200	All enrolled students who have completed all nonclinical courses, 2010-11	3				145	27	26
	Other enrolled students, 2010-11						39	37
	All program completers, 2010-11	3				145	150	150
	All program completers, 2009-10						141	138
	All program completers, 2008-09	1				145	134	132
MUSIC CONTENT KNOWLEDGE (0113) Test Company: ETS Score Range: 100-200	All enrolled students who have completed all nonclinical courses, 2010-11	3				150	25	25
	Other enrolled students, 2010-11						48	45
	All program completers, 2010-11	3				150	151	150
	All program completers, 2009-10						142	142
	All program completers, 2008-09	1				150	136	134
PHYSICAL ED ANALYSIS AND DESIGN (0092) Test Company: ETS Score Range: 100-200	All enrolled students who have completed all nonclinical courses, 2010-11	1				148	47	47
	Other enrolled students, 2010-11						58	58
	All program completers, 2010-11	6				148	165	165
	All program completers, 2009-10						160	160
	All program completers, 2008-09	4				148	169	169


Single Assessment Institution-Level Pass Rate Data: Traditional Teacher Preparation Program Within IHE

		HEOA - Title II 2010 - 2011 Academic Year						
Institution Name		LIPSCOMB UNIVERSITY						
Institution Code		1161						
State		Tennessee						
							State	
<i>Assessment Information¹</i>	<i>Group</i>	<i>Number Taking Assessment</i>	<i>Number Passing Assessment</i>	<i>Institutional Pass Rate</i>	<i>Institutional Average Scaled Score</i>	<i>Assessment Cut Score²</i>	<i>Number Taking Assessment</i>	<i>Number Passing Assessment</i>
PHYSICAL ED: CONTENT KNOWLEDGE (0091) <i>Test Company: ETS</i> <i>Score Range: 100-200</i>	All enrolled students who have completed all nonclinical courses, 2010-11	1				152	48	43
	Other enrolled students, 2010-11	2				152	73	47
	All program completers, 2010-11	6				152	169	163
	All program completers, 2009-10						161	152
	All program completers, 2008-09	4				152	170	162
PHYSICS CONTENT ESSAYS (0262) <i>Test Company: ETS</i> <i>Score Range: 100-200</i>	All enrolled students who have completed all nonclinical courses, 2010-11	1				135	1	
	Other enrolled students, 2010-11						4	
	All program completers, 2010-11	1				135	2	
	All program completers, 2009-10						3	
	All program completers, 2008-09						2	
PHYSICS CONTENT KNOWLEDGE II (0265) <i>Test Company: ETS</i> <i>Score Range: 100-200</i>	All enrolled students who have completed all nonclinical courses, 2010-11	1				144	1	
	Other enrolled students, 2010-11						6	
	All program completers, 2010-11	1				144	2	
	All program completers, 2009-10						3	
	All program completers, 2008-09						2	
PRINCIPLES LEARNING AND TEACHING 5-9 (0523) <i>Test Company: ETS</i> <i>Score Range: 100-200</i>	All enrolled students who have completed all nonclinical courses, 2010-11	1				154	83	75
	Other enrolled students, 2010-11	3				154	122	104
	All program completers, 2010-11	7				154	235	229
	All program completers, 2009-10						182	182
	All program completers, 2008-09	1				154	184	183


Single Assessment Institution-Level Pass Rate Data: Traditional Teacher Preparation Program Within IHE

		HEOA - Title II 2010 - 2011 Academic Year						
Institution Name		LIPSCOMB UNIVERSITY						
Institution Code		1161						
State		Tennessee						
							State	
Assessment Information ¹	Group	Number Taking Assessment	Number Passing Assessment	Institutional Pass Rate	Institutional Average Scaled Score	Assessment Cut Score ²	Number Taking Assessment	Number Passing Assessment
PRINCIPLES LEARNING AND TEACHING 7-12 (0524) Test Company: ETS Score Range: 100-200	All enrolled students who have completed all nonclinical courses, 2010-11	13	13	100%	173	159	305	294
	Other enrolled students, 2010-11	21	20	95%	173	159	365	322
	All program completers, 2010-11	53	53	100%	176	159	1060	1043
	All program completers, 2009-10						952	944
	All program completers, 2008-09	22	22	100%	172	159	962	957
PRINCIPLES LEARNING AND TEACHING EARLY CHILDHOOD (0521) Test Company: ETS Score Range: 100-200	All enrolled students who have completed all nonclinical courses, 2010-11						186	186
	Other enrolled students, 2010-11						94	91
	All program completers, 2010-11	1				155	407	405
	All program completers, 2009-10						361	361
	All program completers, 2008-09	3				155	410	410
PRINCIPLES LEARNING AND TEACHING K-6 (0522) Test Company: ETS Score Range: 100-200	All enrolled students who have completed all nonclinical courses, 2010-11	23	23	100%	175	155	524	512
	Other enrolled students, 2010-11	13	13	100%	178	155	703	654
	All program completers, 2010-11	114	114	100%	175	155	2013	1993
	All program completers, 2009-10						1862	1857
	All program completers, 2008-09	41	39	95%	172	155	2042	2031
PSYCHOLOGY (0390) Test Company: ETS Score Range: 250-990	All enrolled students who have completed all nonclinical courses, 2010-11							
	Other enrolled students, 2010-11						3	
	All program completers, 2010-11							
	All program completers, 2009-10						2	
	All program completers, 2008-09						1	


Single Assessment Institution-Level Pass Rate Data: Traditional Teacher Preparation Program Within IHE

		HEOA - Title II 2010 - 2011 Academic Year						
Institution Name	LIPSCOMB UNIVERSITY							
Institution Code	1161							
State	Tennessee							
							State	
<i>Assessment Information¹</i>	<i>Group</i>	<i>Number Taking Assessment</i>	<i>Number Passing Assessment</i>	<i>Institutional Pass Rate</i>	<i>Institutional Average Scaled Score</i>	<i>Assessment Cut Score²</i>	<i>Number Taking Assessment</i>	<i>Number Passing Assessment</i>
READING ACROSS THE CURRICULUM: ELEMENTARY (0201) <i>Test Company: ETS</i> <i>Score Range: 100-200</i>	All enrolled students who have completed all nonclinical courses, 2010-11	20	20	100%	171	151	758	739
	Other enrolled students, 2010-11	26	26	100%	176	151	947	906
	All program completers, 2010-11	115	115	100%	173	151	2476	2460
	All program completers, 2009-10						2232	2230
	All program completers, 2008-09	41	40	98%	168	151	2394	2389
READING SPECIALIST (0300) <i>Test Company: ETS</i> <i>Score Range: 250-990</i>	All enrolled students who have completed all nonclinical courses, 2010-11							
	Other enrolled students, 2010-11						2	
	All program completers, 2010-11						9	
	All program completers, 2009-10							
SE CORE KNOWLEDGE & APPLICATIONS (0354) <i>Test Company: ETS</i> <i>Score Range: 100-200</i>	All enrolled students who have completed all nonclinical courses, 2010-11						81	81
	Other enrolled students, 2010-11						10	10
	All program completers, 2010-11						28	28
	All program completers, 2009-10							
	All program completers, 2008-09							
SE: CK AND MILD TO MODERATE APPL (0543) <i>Test Company: ETS</i> <i>Score Range: 100-200</i>	All enrolled students who have completed all nonclinical courses, 2010-11	1				153	48	47
	Other enrolled students, 2010-11	1				153	61	57
	All program completers, 2010-11	2				153	106	106
	All program completers, 2009-10							
	All program completers, 2008-09							


Single Assessment Institution-Level Pass Rate Data: Traditional Teacher Preparation Program Within IHE

		HEOA - Title II 2010 - 2011 Academic Year						
Institution Name		LIPSCOMB UNIVERSITY						
Institution Code		1161						
State		Tennessee						
								State
Assessment Information ¹	Group	Number Taking Assessment	Number Passing Assessment	Institutional Pass Rate	Institutional Average Scaled Score	Assessment Cut Score ²	Number Taking Assessment	Number Passing Assessment
SE: CK AND SEVERE TO PROF APPLIC (0545) Test Company: ETS Score Range: 100-200	All enrolled students who have completed all nonclinical courses, 2010-11						14	14
	Other enrolled students, 2010-11						21	20
	All program completers, 2010-11						57	57
	All program completers, 2009-10							
	All program completers, 2008-09							
SOCIOLOGY (0950) Test Company: ETS Score Range: 250-990	All enrolled students who have completed all nonclinical courses, 2010-11							
	Other enrolled students, 2010-11							
	All program completers, 2010-11						2	
	All program completers, 2009-10							
	All program completers, 2008-09						3	
SPANISH CONTENT KNOWLEDGE (0191) Test Company: ETS Score Range: 100-200	All enrolled students who have completed all nonclinical courses, 2010-11	1				152	4	
	Other enrolled students, 2010-11						4	
	All program completers, 2010-11	3				152	20	20
	All program completers, 2009-10						25	24
	All program completers, 2008-09						44	44
SPANISH PRODUCTIVE LANGUAGE SKILLS (0192) Test Company: ETS Score Range: 100-200	All enrolled students who have completed all nonclinical courses, 2010-11						1	
	Other enrolled students, 2010-11						2	
	All program completers, 2010-11	3				154	19	17
	All program completers, 2009-10						25	22
	All program completers, 2008-09						45	44


Single Assessment Institution-Level Pass Rate Data: Traditional Teacher Preparation Program Within IHE

		HEOA - Title II 2010 - 2011 Academic Year						
Institution Name		LIPSCOMB UNIVERSITY						
Institution Code		1161						
State		Tennessee						
								State
Assessment Information ¹	Group	Number Taking Assessment	Number Passing Assessment	Institutional Pass Rate	Institutional Average Scaled Score	Assessment Cut Score ²	Number Taking Assessment	Number Passing Assessment
SPANISH: WORLD LANGUAGE (5195) Test Company: ETS Score Range: 100-200	All enrolled students who have completed all nonclinical courses, 2010-11						3	
	Other enrolled students, 2010-11	1				163	14	10
	All program completers, 2010-11	1				163	14	11
	All program completers, 2009-10							
	All program completers, 2008-09							
SPECIAL ED PRESCHOOLEARLY CHILD (0690) Test Company: ETS Score Range: 250-990	All enrolled students who have completed all nonclinical courses, 2010-11						96	74
	Other enrolled students, 2010-11						16	9
	All program completers, 2010-11						91	91
	All program completers, 2009-10						95	95
	All program completers, 2008-09						74	73
SPEECH COMMUNICATION (0220) Test Company: ETS Score Range: 250-990	All enrolled students who have completed all nonclinical courses, 2010-11							
	Other enrolled students, 2010-11							
	All program completers, 2010-11						1	
	All program completers, 2009-10						1	
	All program completers, 2008-09						2	
SPEECH COMMUNICATIONS (0221) Test Company: ETS Score Range: 100-200	All enrolled students who have completed all nonclinical courses, 2010-11							
	Other enrolled students, 2010-11						1	
	All program completers, 2010-11							
	All program completers, 2009-10						1	
	All program completers, 2008-09							

Single Assessment Institution-Level Pass Rate Data: Traditional Teacher Preparation Program Within IHE

		HEOA - Title II 2010 - 2011 Academic Year						
Institution Name		LIPSCOMB UNIVERSITY						
Institution Code		1161						
State		Tennessee						
								State
Assessment Information ¹	Group	Number Taking Assessment	Number Passing Assessment	Institutional Pass Rate	Institutional Average Scaled Score	Assessment Cut Score ²	Number Taking Assessment	Number Passing Assessment
SPEECH-LANGUAGE PATHOLOGY (0330) Test Company: ETS Score Range: 250-990	All enrolled students who have completed all nonclinical courses, 2010-11							
	Other enrolled students, 2010-11						6	
	All program completers, 2010-11						5	
	All program completers, 2009-10						15	15
	All program completers, 2008-09						19	19
TCHG STUDENTS WVISUAL IMPAIRMENTS (0280) Test Company: ETS Score Range: 250-990	All enrolled students who have completed all nonclinical courses, 2010-11							
	Other enrolled students, 2010-11							
	All program completers, 2010-11							
	All program completers, 2009-10						2	
	All program completers, 2008-09						1	
TECHNOLOGY EDUCATION (0050) Test Company: ETS Score Range: 250-990	All enrolled students who have completed all nonclinical courses, 2010-11							
	Other enrolled students, 2010-11						1	
	All program completers, 2010-11							
	All program completers, 2009-10						3	
	All program completers, 2008-09						1	
THEATRE (0640) Test Company: ETS Score Range: 250-990	All enrolled students who have completed all nonclinical courses, 2010-11	2				610	3	
	Other enrolled students, 2010-11						5	
	All program completers, 2010-11	1				610	11	11
	All program completers, 2009-10						5	
	All program completers, 2008-09						6	

Single Assessment Institution-Level Pass Rate Data: Traditional Teacher Preparation Program Within IHE

		HEOA - Title II 2010 - 2011 Academic Year						
Institution Name		LIPSCOMB UNIVERSITY						
Institution Code		1161						
State		Tennessee						
								State
Assessment Information ¹	Group	Number Taking Assessment	Number Passing Assessment	Institutional Pass Rate	Institutional Average Scaled Score	Assessment Cut Score ²	Number Taking Assessment	Number Passing Assessment
WORLD AND U.S. HISTORY: CONTENT KNOWLEDGE (0941) Test Company: ETS Score Range: 100-200	All enrolled students who have completed all nonclinical courses, 2010-11						67	63
	Other enrolled students, 2010-11	13	13	100%	153	136	84	80
	All program completers, 2010-11	13	13	100%	158	136	218	217
	All program completers, 2009-10						199	199
	All program completers, 2008-09	7				136	197	196
WORLD AND U.S. HISTORY (0940) Test Company: ETS Score Range: 250-990	All enrolled students who have completed all nonclinical courses, 2010-11							
	Other enrolled students, 2010-11							
	All program completers, 2010-11							
	All program completers, 2009-10						3	
	All program completers, 2008-09							

¹Tests with multiple delivery options (computer, paper, etc.) will be noted with the assessment code for the paper format only.

²Cut scores may vary for groups depending upon when the cut scores are established by the state and when each group completed their teacher certification or licensure assessment.

Single Assessment Institution-Level Pass Rate Data: *Traditional Teacher Preparation Program Within IHE*

April 9, 2012

wide	
Statewide Pass Rate	Statewide Average Scaled Score
92%	578
91%	569
83%	565
100%	171
90%	164
100%	171
100%	172
100%	171
85%	147
98%	149
100%	152
100%	148
92%	166
73%	153
100%	166
100%	166
97%	167

Single Assessment Institution-Level Pass Rate Data: *Traditional Teacher Preparation Program Within IHE*

April 9, 2012

wide	
Statewide Pass Rate	Statewide Average Scaled Score
52%	147
38%	146
91%	153
96%	155
98%	157
97%	160
71%	156
95%	162
99%	165
99%	166
95%	168
100%	177
100%	644
100%	642
98%	650
100%	636

Single Assessment Institution-Level Pass Rate Data: *Traditional Teacher Preparation Program Within IHE*

April 9, 2012

wide	
Statewide Pass Rate	Statewide Average Scaled Score
100%	173
100%	173
96%	164
98%	169
100%	171
100%	173
100%	175
96%	176
99%	178
99%	180
99%	180
100%	171
99%	171
99%	174

Single Assessment Institution-Level Pass Rate Data: *Traditional Teacher Preparation Program Within IHE*

April 9, 2012

wide	
Statewide Pass Rate	Statewide Average Scaled Score
99%	182
99%	179
100%	182
100%	182
100%	183
94%	175
87%	173
98%	176
99%	176
99%	176
99%	162
96%	161
100%	164
100%	164
100%	164
96%	177
92%	175
98%	181
99%	178
100%	179

Single Assessment Institution-Level Pass Rate Data: *Traditional Teacher Preparation Program Within IHE*

April 9, 2012

wide	
Statewide Pass Rate	Statewide Average Scaled Score
89%	154
85%	152
97%	156
99%	156
99%	157
100%	163
100%	169
100%	634
100%	664
100%	679
100%	170
100%	174

Single Assessment Institution-Level Pass Rate Data: *Traditional Teacher Preparation Program Within IHE*

April 9, 2012

wide	
Statewide Pass Rate	Statewide Average Scaled Score
100%	180
92%	173
80%	175
100%	181

Single Assessment Institution-Level Pass Rate Data: *Traditional Teacher Preparation Program Within IHE*

April 9, 2012

wide	
Statewide Pass Rate	Statewide Average Scaled Score
100%	173
100%	166
100%	165
100%	142
94%	670
100%	692
97%	688

Single Assessment Institution-Level Pass Rate Data: *Traditional Teacher Preparation Program Within IHE*

April 9, 2012

wide	
Statewide Pass Rate	Statewide Average Scaled Score
89%	164
84%	164
97%	166
99%	167
97%	167
96%	158
95%	157
100%	162
98%	159
99%	159
100%	167
94%	164
99%	169
100%	167
99%	168
100%	160
100%	159
100%	160
100%	160
100%	160

Single Assessment Institution-Level Pass Rate Data: *Traditional Teacher Preparation Program Within IHE*

April 9, 2012

wide	
Statewide Pass Rate	Statewide Average Scaled Score
90%	157
64%	153
96%	158
94%	158
95%	157
90%	167
85%	167
97%	170
100%	170
99%	169

Single Assessment Institution-Level Pass Rate Data: *Traditional Teacher Preparation Program Within IHE*

April 9, 2012

wide	
Statewide Pass Rate	Statewide Average Scaled Score
96%	171
88%	170
98%	174
99%	174
99%	174
100%	180
97%	180
100%	181
100%	183
100%	183
98%	173
93%	172
99%	174
100%	174
99%	175

Single Assessment Institution-Level Pass Rate Data: *Traditional Teacher Preparation Program Within IHE*

April 9, 2012

wide	
Statewide Pass Rate	Statewide Average Scaled Score
97%	168
96%	167
99%	169
100%	170
100%	169
100%	168
100%	167
100%	176
98%	171
93%	167
100%	171

Single Assessment Institution-Level Pass Rate Data: *Traditional Teacher Preparation Program Within IHE*

April 9, 2012

wide	
Statewide Pass Rate	Statewide Average Scaled Score
100%	180
95%	174
100%	177
100%	175
96%	174
100%	173
89%	166
88%	169
98%	169

Single Assessment Institution-Level Pass Rate Data: *Traditional Teacher Preparation Program Within IHE*

April 9, 2012

wide	
Statewide Pass Rate	Statewide Average Scaled Score
71%	169
79%	171
77%	589
56%	578
100%	625
100%	622
99%	626

Single Assessment Institution-Level Pass Rate Data: *Traditional Teacher Preparation Program Within IHE*

April 9, 2012

wide	
Statewide Pass Rate	Statewide Average Scaled Score
94%	155
95%	155
100%	160
100%	160
99%	160