


Summary Institution-Level Pass Rate Data: *Traditional Teacher Preparation Program Within IHE*


		HEOA - Title II 2009 - 2010 Academic Year				
Institution Name		LIPSCOMB UNIVERSITY				
Institution Code		1161				
State		Tennessee				
						<i>April 21, 2011</i>
				Statewide		
Group	Number Taking Assessment¹	Number Passing Assessment²	Institutional Pass Rate	Number Taking Assessment¹	Number Passing Assessment²	Statewide Pass Rate
All program completers, 2009-10			See Reporting Error Explanation *	3377	3295	98%
All program completers, 2008-09	66	62	94%	3660	3595	98%
All program completers, 2007-08	75	74	99%	3510	3474	99%

¹ Number of completers taking one or more assessments within their area of specialization.

² Number who passed all assessments taken within their area of specialization.

* [Please see Title II Reporting Error Explanation](#)

Summary Institution-Level Pass Rate Data: *Alternative Teacher Preparation Program Within IHE*


		HEOA - Title II 2009 - 2010 Academic Year				
Institution Name		LIPSCOMB UNIVERSITY				
Institution Code		1161				
State		Tennessee				
						<i>April 21, 2011</i>
				Statewide		
Group	Number Taking Assessment¹	Number Passing Assessment²	Institutional Pass Rate	Number Taking Assessment¹	Number Passing Assessment²	Statewide Pass Rate
All program completers, 2009-10	16	12	<u>75%*</u>	684	649	95%
All program completers, 2008-09	17	17	100%	529	507	96%
All program completers, 2007-08						

¹ Number of completers taking one or more assessments within their area of specialization.

² Number who passed all assessments taken within their area of specialization.

* [Please see attachment Title II Reporting Error](#)

Single Assessment Institution-Level Pass Rate Data: Traditional Teacher Preparation Program Within IHE

	HEOA - Title II 2009 - 2010 Academic Year
	Institution Name
	Institution Code
	State

LIPSCOMB UNIVERSITY
1161
Tennessee

April 21, 2011

Assessment Information ¹	Group	Number Taking Assessment	Number Passing Assessment	Institutional Pass Rate	Institutional Average Scaled Score	Assessment Cut Score ²	Statewide			
							Number Taking Assessment	Number Passing Assessment	Statewide Pass Rate	Statewide Average Scaled Score
AGRICULTURE (0700) Test Company: ETS Score Range: 250-990	All enrolled students who have completed all nonclinical courses, 2009-10						2			
	Other enrolled students, 2009-10						7			
	All program completers, 2009-10						21	18	86%	561
	All program completers, 2008-09						22	19	86%	567
	All program completers, 2007-08						19	19	100%	582
ART CONTENT KNOWLEDGE (0133) Test Company: ETS Score Range: 100-200	All enrolled students who have completed all nonclinical courses, 2009-10	1				150	19	19	100%	170
	Other enrolled students, 2009-10	2				150	37	37	100%	169
	All program completers, 2009-10						73	73	100%	172
	All program completers, 2008-09	1				150	71	71	100%	171
	All program completers, 2007-08	2				150	60	60	100%	171
ART CONTENT TRAD CRITIC AESTHETICS (0132) Test Company: ETS Score Range: 100-200	All enrolled students who have completed all nonclinical courses, 2009-10						6			
	Other enrolled students, 2009-10						11	10	91%	147
	All program completers, 2009-10						32	32	100%	152
	All program completers, 2008-09						43	43	100%	148
	All program completers, 2007-08	2				140	34	34	100%	148
ART MAKING (0131) Test Company: ETS Score Range: 100-200	All enrolled students who have completed all nonclinical courses, 2009-10	1				155	12	12	100%	165
	Other enrolled students, 2009-10	1				155	17	16	94%	164
	All program completers, 2009-10						41	41	100%	166
	All program completers, 2008-09	1				155	29	28	97%	167
	All program completers, 2007-08						27	27	100%	166

Single Assessment Institution-Level Pass Rate Data: Traditional Teacher Preparation Program Within IHE



**HEOA - Title II
2009 - 2010 Academic Year**

Institution Name	LIPSCOMB UNIVERSITY
Institution Code	1161
State	Tennessee

April 21, 2011

Assessment Information ¹	Group	Number Taking Assessment	Number Passing Assessment	Institutional Pass Rate	Institutional Average Scaled Score	Assessment Cut Score ²	Statewide			
							Number Taking Assessment	Number Passing Assessment	Statewide Pass Rate	Statewide Average Scaled Score
BIOLOGY CONTENT ESSAYS (0233) Test Company: ETS Score Range: 100-200	All enrolled students who have completed all nonclinical courses, 2009-10	1				146	15	7	47%	143
	Other enrolled students, 2009-10	1				146	26	12	46%	148
	All program completers, 2009-10						67	64	96%	155
	All program completers, 2008-09	1				146	63	62	98%	157
	All program completers, 2007-08	5				146	54	54	100%	156
BIOLOGY CONTENT KNOWLEDGE (0235) Test Company: ETS Score Range: 100-200	All enrolled students who have completed all nonclinical courses, 2009-10	1				148	20	18	90%	162
	Other enrolled students, 2009-10	1				148	41	35	85%	160
	All program completers, 2009-10						80	79	99%	165
	All program completers, 2008-09	1				148	70	69	99%	166
	All program completers, 2007-08	6				148	71	70	99%	162
BUSINESS EDUCATION (0100) Test Company: ETS Score Range: 250-990	All enrolled students who have completed all nonclinical courses, 2009-10						25	25	100%	645
	Other enrolled students, 2009-10						14	14	100%	664
	All program completers, 2009-10						42	41	98%	650
	All program completers, 2008-09						20	20	100%	636
	All program completers, 2007-08						39	39	100%	645
CHEMISTRY CONTENT KNOWLEDGE II (0245) Test Company: ETS Score Range: 100-200	All enrolled students who have completed all nonclinical courses, 2009-10						5			
	Other enrolled students, 2009-10						11	6	55%	148
	All program completers, 2009-10						11	10	91%	163
	All program completers, 2008-09						18	17	94%	160
	All program completers, 2007-08						13	13	100%	168

Single Assessment Institution-Level Pass Rate Data: Traditional Teacher Preparation Program Within IHE



**HEOA - Title II
2009 - 2010 Academic Year**

Institution Name	LIPSCOMB UNIVERSITY
Institution Code	1161
State	Tennessee

April 21, 2011

Assessment Information ¹	Group	Number Taking Assessment	Number Passing Assessment	Institutional Pass Rate	Institutional Average Scaled Score	Assessment Cut Score ²	Statewide			
							Number Taking Assessment	Number Passing Assessment	Statewide Pass Rate	Statewide Average Scaled Score
EARTH AND SPACE SCIENCES - CONTENT KNOWLEDGE (0571) Test Company: ETS Score Range: 100-200	All enrolled students who have completed all nonclinical courses, 2009-10						1			
	Other enrolled students, 2009-10						1			
	All program completers, 2009-10									
	All program completers, 2008-09						1			
	All program completers, 2007-08						6			
ECONOMICS (0910) Test Company: ETS Score Range: 250-990	All enrolled students who have completed all nonclinical courses, 2009-10						2			
	Other enrolled students, 2009-10						4			
	All program completers, 2009-10						8			
	All program completers, 2008-09	1				530	11	10	91%	672
	All program completers, 2007-08						12	12	100%	594
ED OF DEAF AND HARD OF HEARING (0271) Test Company: ETS Score Range: 100-200	All enrolled students who have completed all nonclinical courses, 2009-10									
	Other enrolled students, 2009-10						3			
	All program completers, 2009-10						10	10	100%	173
	All program completers, 2008-09						11	11	100%	173
	All program completers, 2007-08						5			
ED OF EXCEPTIONAL STUDENTS: CORE CK (0353) Test Company: ETS Score Range: 100-200	All enrolled students who have completed all nonclinical courses, 2009-10						117	116	99%	169
	Other enrolled students, 2009-10	5				144	131	130	99%	171
	All program completers, 2009-10						244	244	100%	173
	All program completers, 2008-09	2				144	289	288	100%	175
	All program completers, 2007-08	7				144	230	230	100%	175

Single Assessment Institution-Level Pass Rate Data: Traditional Teacher Preparation Program Within IHE



**HEOA - Title II
2009 - 2010 Academic Year**

Institution Name	LIPSCOMB UNIVERSITY
Institution Code	1161
State	Tennessee

April 21, 2011

Assessment Information ¹	Group	Number Taking Assessment	Number Passing Assessment	Institutional Pass Rate	Institutional Average Scaled Score	Assessment Cut Score ²	Statewide			
							Number Taking Assessment	Number Passing Assessment	Statewide Pass Rate	Statewide Average Scaled Score
ED OF EXCEPTIONAL STUDENTS: MTMD (0542) Test Company: ETS Score Range: 100-200	All enrolled students who have completed all nonclinical courses, 2009-10						45	41	91%	175
	Other enrolled students, 2009-10	4				164	66	60	91%	176
	All program completers, 2009-10						125	124	99%	180
	All program completers, 2008-09	2				164	180	179	99%	180
	All program completers, 2007-08	7				164	176	174	99%	179
ED OF EXCEPTIONAL STUDENTS: STPD (0544) Test Company: ETS Score Range: 100-200	All enrolled students who have completed all nonclinical courses, 2009-10						20	16	80%	166
	Other enrolled students, 2009-10						26	21	81%	166
	All program completers, 2009-10						69	68	99%	171
	All program completers, 2008-09						79	78	99%	174
	All program completers, 2007-08						71	71	100%	175
EDUCATION OF YOUNG CHILDREN (0021) Test Company: ETS Score Range: 100-200	All enrolled students who have completed all nonclinical courses, 2009-10						147	147	100%	183
	Other enrolled students, 2009-10						86	85	99%	180
	All program completers, 2009-10						341	341	100%	182
	All program completers, 2008-09						371	371	100%	183
	All program completers, 2007-08						362	362	100%	181
ELEM ED CURR INSTRUC ASSESSMENT (0011) Test Company: ETS Score Range: 100-200	All enrolled students who have completed all nonclinical courses, 2009-10	16	15	94%	173	159	448	409	91%	174
	Other enrolled students, 2009-10	13	11	85%	177	159	471	402	85%	173
	All program completers, 2009-10						1607	1583	99%	175
	All program completers, 2008-09	40	37	93%	171	159	1753	1729	99%	176
	All program completers, 2007-08	38	38	100%	177	159	1684	1674	99%	176

Single Assessment Institution-Level Pass Rate Data: Traditional Teacher Preparation Program Within IHE



**HEOA - Title II
2009 - 2010 Academic Year**

Institution Name	LIPSCOMB UNIVERSITY
Institution Code	1161
State	Tennessee

April 21, 2011

Assessment Information ¹	Group	Number Taking Assessment	Number Passing Assessment	Institutional Pass Rate	Institutional Average Scaled Score	Assessment Cut Score ²	Statewide			
							Number Taking Assessment	Number Passing Assessment	Statewide Pass Rate	Statewide Average Scaled Score
ELEMENTARY ED CONTENT KNOWLEDGE (0014) Test Company: ETS Score Range: 100-200	All enrolled students who have completed all nonclinical courses, 2009-10	18	18	100%	165	140	690	675	98%	163
	Other enrolled students, 2009-10	48	48	100%	168	140	964	916	95%	162
	All program completers, 2009-10						1930	1923	100%	164
	All program completers, 2008-09	39	39	100%	161	140	2101	2098	100%	164
	All program completers, 2007-08	37	37	100%	170	140	2004	1999	100%	163
ENG LANG LIT COMP CONTENT KNOWLEDGE (0041) Test Company: ETS Score Range: 100-200	All enrolled students who have completed all nonclinical courses, 2009-10						70	67	96%	178
	Other enrolled students, 2009-10	8				157	94	88	94%	180
	All program completers, 2009-10						204	202	99%	178
	All program completers, 2008-09	4				157	199	199	100%	179
	All program completers, 2007-08	5				157	209	208	100%	179
ENG LANG LIT COMP PEDAGOGY (0043) Test Company: ETS Score Range: 100-200	All enrolled students who have completed all nonclinical courses, 2009-10						67	60	90%	154
	Other enrolled students, 2009-10	4				145	58	50	86%	152
	All program completers, 2009-10						204	200	98%	156
	All program completers, 2008-09	4				145	199	197	99%	157
	All program completers, 2007-08	5				145	211	209	99%	158
ENGLISH TO SPEAKERS OF OTHER LANGUAGES (0360) Test Company: ETS Score Range: 250-990	All enrolled students who have completed all nonclinical courses, 2009-10	1				530	8			
	Other enrolled students, 2009-10	2				530	16	16	100%	656
	All program completers, 2009-10						22	22	100%	664
	All program completers, 2008-09	2				530	35	35	100%	679
	All program completers, 2007-08	1				530	47	47	100%	659

Single Assessment Institution-Level Pass Rate Data: Traditional Teacher Preparation Program Within IHE



**HEOA - Title II
2009 - 2010 Academic Year**

Institution Name	LIPSCOMB UNIVERSITY
Institution Code	1161
State	Tennessee

April 21, 2011

Assessment Information ¹	Group	Number Taking Assessment	Number Passing Assessment	Institutional Pass Rate	Institutional Average Scaled Score	Assessment Cut Score ²	Statewide			
							Number Taking Assessment	Number Passing Assessment	Statewide Pass Rate	Statewide Average Scaled Score
FAMILY AND CONSUMER SCIENCES II (0121) Test Company: ETS Score Range: 100-200	All enrolled students who have completed all nonclinical courses, 2009-10						12	12	100%	171
	Other enrolled students, 2009-10						5			
	All program completers, 2009-10						16	16	100%	174
	All program completers, 2008-09						8			
	All program completers, 2007-08									
FAMILY AND CONSUMER SCIENCES (0120) Test Company: ETS Score Range: 250-990	All enrolled students who have completed all nonclinical courses, 2009-10									
	Other enrolled students, 2009-10									
	All program completers, 2009-10						1			
	All program completers, 2008-09									
	All program completers, 2007-08									
FRENCH CONTENT KNOWLEDGE (0173) Test Company: ETS Score Range: 100-200	All enrolled students who have completed all nonclinical courses, 2009-10						2			
	Other enrolled students, 2009-10	1				160	3			
	All program completers, 2009-10						10	10	100%	180
	All program completers, 2008-09	1				160	13	12	92%	173
	All program completers, 2007-08						12	11	92%	176
FRENCH PRODUCTIVE LANGUAGE SKILLS (0171) Test Company: ETS Score Range: 100-200	All enrolled students who have completed all nonclinical courses, 2009-10						1			
	Other enrolled students, 2009-10	1				165	3			
	All program completers, 2009-10						10	8	80%	175
	All program completers, 2008-09	1				165	12	12	100%	181
	All program completers, 2007-08						12	11	92%	176

Single Assessment Institution-Level Pass Rate Data: Traditional Teacher Preparation Program Within IHE




**HEOA - Title II
2009 - 2010 Academic Year**

Institution Name	LIPSCOMB UNIVERSITY
Institution Code	1161
State	Tennessee

April 21, 2011

Assessment Information ¹	Group	Number Taking Assessment	Number Passing Assessment	Institutional Pass Rate	Institutional Average Scaled Score	Assessment Cut Score ²	Statewide			
							Number Taking Assessment	Number Passing Assessment	Statewide Pass Rate	Statewide Average Scaled Score
GENERAL SCI CONTENT KNOWL PART 1 (0431) Test Company: ETS Score Range: 100-200	All enrolled students who have completed all nonclinical courses, 2009-10						5			
	Other enrolled students, 2009-10						7			
	All program completers, 2009-10						11	11	100%	166
	All program completers, 2008-09						16	16	100%	165
	All program completers, 2007-08						17	16	94%	163
GENERAL SCIENCE CONTENT ESSAYS (0433) Test Company: ETS Score Range: 100-200	All enrolled students who have completed all nonclinical courses, 2009-10						1			
	Other enrolled students, 2009-10						4			
	All program completers, 2009-10						14	14	100%	142
	All program completers, 2008-09						7			
	All program completers, 2007-08	1				130	18	18	100%	136
GEOGRAPHY (0920) Test Company: ETS Score Range: 250-990	All enrolled students who have completed all nonclinical courses, 2009-10						5			
	Other enrolled students, 2009-10						3			
	All program completers, 2009-10						30	30	100%	692
	All program completers, 2008-09	2				580	29	28	97%	688
	All program completers, 2007-08						42	42	100%	692
GERMAN CONTENT KNOWLEDGE (0181) Test Company: ETS Score Range: 100-200	All enrolled students who have completed all nonclinical courses, 2009-10						1			
	Other enrolled students, 2009-10									
	All program completers, 2009-10						1			
	All program completers, 2008-09						2			
	All program completers, 2007-08						1			

Single Assessment Institution-Level Pass Rate Data: Traditional Teacher Preparation Program Within IHE

	HEOA - Title II 2009 - 2010 Academic Year
	Institution Name LIPSCOMB UNIVERSITY
	Institution Code 1161
	State Tennessee

April 21, 2011

Assessment Information ¹	Group	Number Taking Assessment	Number Passing Assessment	Institutional Pass Rate	Institutional Average Scaled Score	Assessment Cut Score ²	Statewide			
							Number Taking Assessment	Number Passing Assessment	Statewide Pass Rate	Statewide Average Scaled Score
GIFTED EDUCATION (0357) Test Company: ETS Score Range: 100-200	All enrolled students who have completed all nonclinical courses, 2009-10									
	Other enrolled students, 2009-10						2			
	All program completers, 2009-10									
	All program completers, 2008-09									
	All program completers, 2007-08									
GOVERNMENT/POLITICAL SCIENCE (0930) Test Company: ETS Score Range: 250-990	All enrolled students who have completed all nonclinical courses, 2009-10	1				600	8			
	Other enrolled students, 2009-10	3				600	11	9	82%	634
	All program completers, 2009-10						30	30	100%	703
	All program completers, 2008-09	6				600	33	32	97%	712
	All program completers, 2007-08	2				600	42	42	100%	704
HEALTH EDUCATION (0550) Test Company: ETS Score Range: 250-990	All enrolled students who have completed all nonclinical courses, 2009-10	1				570	18	18	100%	680
	Other enrolled students, 2009-10						15	15	100%	699
	All program completers, 2009-10						40	40	100%	679
	All program completers, 2008-09	4				570	55	52	95%	664
	All program completers, 2007-08	4				570	47	47	100%	680
LATIN (0600) Test Company: ETS Score Range: 250-990	All enrolled students who have completed all nonclinical courses, 2009-10									
	Other enrolled students, 2009-10									
	All program completers, 2009-10									
	All program completers, 2008-09						4			
	All program completers, 2007-08						2			

Single Assessment Institution-Level Pass Rate Data: Traditional Teacher Preparation Program Within IHE



**HEOA - Title II
2009 - 2010 Academic Year**

Institution Name	LIPSCOMB UNIVERSITY
Institution Code	1161
State	Tennessee

April 21, 2011

Assessment Information ¹	Group	Number Taking Assessment	Number Passing Assessment	Institutional Pass Rate	Institutional Average Scaled Score	Assessment Cut Score ²	Statewide			
							Number Taking Assessment	Number Passing Assessment	Statewide Pass Rate	Statewide Average Scaled Score
MARKETING EDUCATION II (0561) Test Company: ETS Score Range: 100-200	All enrolled students who have completed all nonclinical courses, 2009-10									
	Other enrolled students, 2009-10						1			
	All program completers, 2009-10									
	All program completers, 2008-09									
	All program completers, 2007-08									
MARKETING EDUCATION (0560) Test Company: ETS Score Range: 250-990	All enrolled students who have completed all nonclinical courses, 2009-10									
	Other enrolled students, 2009-10									
	All program completers, 2009-10						1			
	All program completers, 2008-09									
	All program completers, 2007-08									
MATHEMATICS PEDAGOGY (0065) Test Company: ETS Score Range: 100-200	All enrolled students who have completed all nonclinical courses, 2009-10	6				125	28	23	82%	145
	Other enrolled students, 2009-10	1				125	31	24	77%	143
	All program completers, 2009-10						84	83	99%	151
	All program completers, 2008-09	2				125	97	96	99%	149
	All program completers, 2007-08	5				125	114	112	98%	150
MATHEMATICS: CONTENT KNOWLEDGE (0061) Test Company: ETS Score Range: 100-200	All enrolled students who have completed all nonclinical courses, 2009-10	6				136	34	29	85%	156
	Other enrolled students, 2009-10	4				136	54	34	63%	141
	All program completers, 2009-10						83	83	100%	153
	All program completers, 2008-09	2				136	98	97	99%	153
	All program completers, 2007-08	5				136	115	113	98%	154

Single Assessment Institution-Level Pass Rate Data: Traditional Teacher Preparation Program Within IHE



**HEOA - Title II
2009 - 2010 Academic Year**

Institution Name	LIPSCOMB UNIVERSITY
Institution Code	1161
State	Tennessee

April 21, 2011

Assessment Information ¹	Group	Number Taking Assessment	Number Passing Assessment	Institutional Pass Rate	Institutional Average Scaled Score	Assessment Cut Score ²	Statewide			
							Number Taking Assessment	Number Passing Assessment	Statewide Pass Rate	Statewide Average Scaled Score
MIDDLE SCHOOL SUBJECTS: CK (0146) Test Company: ETS Score Range: 100-200	All enrolled students who have completed all nonclinical courses, 2009-10						68	64	94%	166
	Other enrolled students, 2009-10	2				150	106	89	84%	164
	All program completers, 2009-10						183	179	98%	166
	All program completers, 2008-09						145	140	97%	167
	All program completers, 2007-08						225	222	99%	167
MUSIC CONCEPTS AND PROCESSES (0111) Test Company: ETS Score Range: 100-200	All enrolled students who have completed all nonclinical courses, 2009-10						30	26	87%	157
	Other enrolled students, 2009-10						36	34	94%	156
	All program completers, 2009-10						139	133	96%	158
	All program completers, 2008-09	1				145	134	132	99%	159
	All program completers, 2007-08	1				145	111	111	100%	158
MUSIC CONTENT KNOWLEDGE (0113) Test Company: ETS Score Range: 100-200	All enrolled students who have completed all nonclinical courses, 2009-10						37	37	100%	167
	Other enrolled students, 2009-10						39	38	97%	166
	All program completers, 2009-10						141	141	100%	167
	All program completers, 2008-09	1				150	136	133	98%	168
	All program completers, 2007-08	1				150	112	112	100%	166
PHYSICAL ED ANALYSIS AND DESIGN (0092) Test Company: ETS Score Range: 100-200	All enrolled students who have completed all nonclinical courses, 2009-10	1				148	48	48	100%	160
	Other enrolled students, 2009-10	1				148	46	46	100%	162
	All program completers, 2009-10						158	158	100%	160
	All program completers, 2008-09	4				148	168	168	100%	160
	All program completers, 2007-08	3				148	127	127	100%	162

Single Assessment Institution-Level Pass Rate Data: Traditional Teacher Preparation Program Within IHE



**HEOA - Title II
2009 - 2010 Academic Year**

Institution Name	LIPSCOMB UNIVERSITY
Institution Code	1161
State	Tennessee

April 21, 2011

Assessment Information ¹	Group	Number Taking Assessment	Number Passing Assessment	Institutional Pass Rate	Institutional Average Scaled Score	Assessment Cut Score ²	Statewide			
							Number Taking Assessment	Number Passing Assessment	Statewide Pass Rate	Statewide Average Scaled Score
PHYSICAL ED: CONTENT KNOWLEDGE (0091) Test Company: ETS Score Range: 100-200	All enrolled students who have completed all nonclinical courses, 2009-10	1				152	53	42	79%	155
	Other enrolled students, 2009-10	5				152	62	47	76%	156
	All program completers, 2009-10						159	145	91%	158
	All program completers, 2008-09	4				152	170	161	95%	157
	All program completers, 2007-08	3				152	127	126	99%	158
PHYSICS CONTENT ESSAYS (0262) Test Company: ETS Score Range: 100-200	All enrolled students who have completed all nonclinical courses, 2009-10	1				135	2			
	Other enrolled students, 2009-10									
	All program completers, 2009-10						3			
	All program completers, 2008-09						2			
	All program completers, 2007-08						5			
PHYSICS CONTENT KNOWLEDGE II (0265) Test Company: ETS Score Range: 100-200	All enrolled students who have completed all nonclinical courses, 2009-10	1				144	1			
	Other enrolled students, 2009-10						2			
	All program completers, 2009-10						3			
	All program completers, 2008-09						2			
	All program completers, 2007-08						6			
PRINCIPLES LEARNING AND TEACHING 5-9 (0523) Test Company: ETS Score Range: 100-200	All enrolled students who have completed all nonclinical courses, 2009-10						79	75	95%	169
	Other enrolled students, 2009-10						66	61	92%	169
	All program completers, 2009-10						180	179	99%	170
	All program completers, 2008-09						183	182	99%	169
	All program completers, 2007-08	2					154	180	179	99%

Single Assessment Institution-Level Pass Rate Data: Traditional Teacher Preparation Program Within IHE



**HEOA - Title II
2009 - 2010 Academic Year**

Institution Name	LIPSCOMB UNIVERSITY
Institution Code	1161
State	Tennessee

April 21, 2011

Assessment Information ¹	Group	Number Taking Assessment	Number Passing Assessment	Institutional Pass Rate	Institutional Average Scaled Score	Assessment Cut Score ²	Statewide			
							Number Taking Assessment	Number Passing Assessment	Statewide Pass Rate	Statewide Average Scaled Score
PRINCIPLES LEARNING AND TEACHING 7-12 (0524) Test Company: ETS Score Range: 100-200	All enrolled students who have completed all nonclinical courses, 2009-10	11	11	100%	179	159	285	275	96%	172
	Other enrolled students, 2009-10	8				159	254	240	94%	173
	All program completers, 2009-10						943	935	99%	174
	All program completers, 2008-09	22	22	100%	172	159	959	951	99%	174
	All program completers, 2007-08	29	28	97%	175	159	950	943	99%	174
PRINCIPLES LEARNING AND TEACHING EARLY CHILDHOOD (0521) Test Company: ETS Score Range: 100-200	All enrolled students who have completed all nonclinical courses, 2009-10						164	160	98%	179
	Other enrolled students, 2009-10						103	99	96%	178
	All program completers, 2009-10						358	358	100%	183
	All program completers, 2008-09	2				155	409	409	100%	183
	All program completers, 2007-08	1				155	372	372	100%	181
PRINCIPLES LEARNING AND TEACHING K-6 (0522) Test Company: ETS Score Range: 100-200	All enrolled students who have completed all nonclinical courses, 2009-10	20	18	90%	170	155	517	491	95%	172
	Other enrolled students, 2009-10	20	19	95%	175	155	687	649	94%	172
	All program completers, 2009-10						1841	1830	99%	174
	All program completers, 2008-09	41	39	95%	172	155	2040	2028	99%	175
	All program completers, 2007-08	43	43	100%	174	155	1946	1941	100%	174
PSYCHOLOGY (0390) Test Company: ETS Score Range: 250-990	All enrolled students who have completed all nonclinical courses, 2009-10									
	Other enrolled students, 2009-10						1			
	All program completers, 2009-10						2			
	All program completers, 2008-09						1			
	All program completers, 2007-08						6			

Single Assessment Institution-Level Pass Rate Data: Traditional Teacher Preparation Program Within IHE



**HEOA - Title II
2009 - 2010 Academic Year**

Institution Name	LIPSCOMB UNIVERSITY
Institution Code	1161
State	Tennessee

April 21, 2011

Assessment Information ¹	Group	Number Taking Assessment	Number Passing Assessment	Institutional Pass Rate	Institutional Average Scaled Score	Assessment Cut Score ²	Statewide			
							Number Taking Assessment	Number Passing Assessment	Statewide Pass Rate	Statewide Average Scaled Score
READING ACROSS THE CURRICULUM: ELEMENTARY (0201) Test Company: ETS Score Range: 100-200	All enrolled students who have completed all nonclinical courses, 2009-10	17	16	94%	169	151	737	719	98%	167
	Other enrolled students, 2009-10	35	35	100%	176	151	892	852	96%	167
	All program completers, 2009-10						2206	2197	100%	170
	All program completers, 2008-09	41	40	98%	168	151	2393	2385	100%	169
	All program completers, 2007-08	43	43	100%	173	151	1992	1984	100%	169
SOCIOLOGY (0950) Test Company: ETS Score Range: 250-990	All enrolled students who have completed all nonclinical courses, 2009-10									
	Other enrolled students, 2009-10						1			
	All program completers, 2009-10									
	All program completers, 2008-09						3			
	All program completers, 2007-08						4			
SPANISH CONTENT KNOWLEDGE (0191) Test Company: ETS Score Range: 100-200	All enrolled students who have completed all nonclinical courses, 2009-10	2				152	14	13	93%	170
	Other enrolled students, 2009-10	1				152	17	14	82%	167
	All program completers, 2009-10						25	24	96%	174
	All program completers, 2008-09						44	44	100%	173
	All program completers, 2007-08	2					152	45	44	98%
SPANISH PRODUCTIVE LANGUAGE SKILLS (0192) Test Company: ETS Score Range: 100-200	All enrolled students who have completed all nonclinical courses, 2009-10	2				154	12	9	75%	163
	Other enrolled students, 2009-10						12	9	75%	162
	All program completers, 2009-10						25	22	88%	169
	All program completers, 2008-09						45	44	98%	169
	All program completers, 2007-08	2					154	45	44	98%

Single Assessment Institution-Level Pass Rate Data: Traditional Teacher Preparation Program Within IHE




**HEOA - Title II
2009 - 2010 Academic Year**

Institution Name	LIPSCOMB UNIVERSITY
Institution Code	1161
State	Tennessee

April 21, 2011

Assessment Information ¹	Group	Number Taking Assessment	Number Passing Assessment	Institutional Pass Rate	Institutional Average Scaled Score	Assessment Cut Score ²	Statewide			
							Number Taking Assessment	Number Passing Assessment	Statewide Pass Rate	Statewide Average Scaled Score
SPECIAL ED PRESCHOOL/EARLY CHILD (0690) Test Company: ETS Score Range: 250-990	All enrolled students who have completed all nonclinical courses, 2009-10						64	55	86%	604
	Other enrolled students, 2009-10						21	14	67%	586
	All program completers, 2009-10						95	95	100%	622
	All program completers, 2008-09						74	73	99%	626
	All program completers, 2007-08						24	24	100%	682
SPEECH COMMUNICATION (0220) Test Company: ETS Score Range: 250-990	All enrolled students who have completed all nonclinical courses, 2009-10						1			
	Other enrolled students, 2009-10									
	All program completers, 2009-10						1			
	All program completers, 2008-09						2			
	All program completers, 2007-08						2			
SPEECH COMMUNICATIONS (0221) Test Company: ETS Score Range: 100-200	All enrolled students who have completed all nonclinical courses, 2009-10									
	Other enrolled students, 2009-10									
	All program completers, 2009-10						1			
	All program completers, 2008-09									
	All program completers, 2007-08									
SPEECH-LANGUAGE PATHOLOGY (0330) Test Company: ETS Score Range: 250-990	All enrolled students who have completed all nonclinical courses, 2009-10									
	Other enrolled students, 2009-10						3			
	All program completers, 2009-10						15	15	100%	671
	All program completers, 2008-09						19	19	100%	698
	All program completers, 2007-08						19	19	100%	687

Single Assessment Institution-Level Pass Rate Data: Traditional Teacher Preparation Program Within IHE

	HEOA - Title II 2009 - 2010 Academic Year
	LIPSCOMB UNIVERSITY
	1161
	Tennessee


April 21, 2011

Assessment Information ¹	Group	Number Taking Assessment	Number Passing Assessment	Institutional Pass Rate	Institutional Average Scaled Score	Assessment Cut Score ²	Statewide			
							Number Taking Assessment	Number Passing Assessment	Statewide Pass Rate	Statewide Average Scaled Score
TCHG STUDENTS W/VISUAL IMPAIRMENTS (0280) Test Company: ETS Score Range: 250-990	All enrolled students who have completed all nonclinical courses, 2009-10									
	Other enrolled students, 2009-10									
	All program completers, 2009-10						2			
	All program completers, 2008-09						1			
	All program completers, 2007-08						1			
TECHNOLOGY EDUCATION (0050) Test Company: ETS Score Range: 250-990	All enrolled students who have completed all nonclinical courses, 2009-10									
	Other enrolled students, 2009-10						1			
	All program completers, 2009-10						3			
	All program completers, 2008-09						1			
	All program completers, 2007-08						1			
THEATRE (0640) Test Company: ETS Score Range: 250-990	All enrolled students who have completed all nonclinical courses, 2009-10									
	Other enrolled students, 2009-10	2				610	8			
	All program completers, 2009-10						5			
	All program completers, 2008-09						6			
	All program completers, 2007-08	1				610	12	12	100%	655
WORLD AND U.S. HISTORY: CONTENT KNOWLEDGE (0941) Test Company: ETS Score Range: 100-200	All enrolled students who have completed all nonclinical courses, 2009-10	1				136	73	71	97%	159
	Other enrolled students, 2009-10	4				136	64	62	97%	158
	All program completers, 2009-10						200	199	100%	161
	All program completers, 2008-09	7				136	197	196	99%	160
	All program completers, 2007-08	6				136	207	207	100%	161

¹Tests with multiple delivery options (computer, paper, etc.) will be noted with the assessment code for the paper format only.

²Cut scores may vary for groups depending upon when the cut scores are established by the state and when each group completed their teacher certification or licensure assessment.

Single Assessment Institution-Level Pass Rate Data: Alternative Teacher Preparation Program Within IHE

	HEOA - Title II 2009 - 2010 Academic Year	
	Institution Name	LIPSCOMB UNIVERSITY
	Institution Code	1161
	State	Tennessee

April 21, 2011

Assessment Information ¹	Group	Number Taking Assessment	Number Passing Assessment	Institutional Pass Rate	Institutional Average Scaled Score	Assessment Cut Score ²	Statewide			
							Number Taking Assessment	Number Passing Assessment	Statewide Pass Rate	Statewide Average Scaled Score
AGRICULTURE (0700) Test Company: ETS Score Range: 250-990	All enrolled students who have completed all nonclinical courses, 2009-10									
	Other enrolled students, 2009-10						3			
	All program completers, 2009-10						3			
	All program completers, 2008-09						4			
	All program completers, 2007-08									
ART CONTENT KNOWLEDGE (0133) Test Company: ETS Score Range: 100-200	All enrolled students who have completed all nonclinical courses, 2009-10						2			
	Other enrolled students, 2009-10	3				150	65	64	98%	171
	All program completers, 2009-10	1				150	21	21	100%	166
	All program completers, 2008-09						11	11	100%	176
	All program completers, 2007-08									
ART CONTENT TRAD CRITIC AESTHETICS (0132) Test Company: ETS Score Range: 100-200	All enrolled students who have completed all nonclinical courses, 2009-10									
	Other enrolled students, 2009-10						13	13	100%	149
	All program completers, 2009-10						6			
	All program completers, 2008-09						6			
	All program completers, 2007-08									
ART MAKING (0131) Test Company: ETS Score Range: 100-200	All enrolled students who have completed all nonclinical courses, 2009-10						1			
	Other enrolled students, 2009-10	2				155	46	40	87%	163
	All program completers, 2009-10	1				155	15	15	100%	168
	All program completers, 2008-09						6			
	All program completers, 2007-08									

Single Assessment Institution-Level Pass Rate Data: Alternative Teacher Preparation Program Within IHE




**HEOA - Title II
2009 - 2010 Academic Year**

Institution Name	LIPSCOMB UNIVERSITY
Institution Code	1161
State	Tennessee

April 21, 2011

Assessment Information ¹	Group	Number Taking Assessment	Number Passing Assessment	Institutional Pass Rate	Institutional Average Scaled Score	Assessment Cut Score ²	Statewide			
							Number Taking Assessment	Number Passing Assessment	Statewide Pass Rate	Statewide Average Scaled Score
BIOLOGY CONTENT ESSAYS (0233) Test Company: ETS Score Range: 100-200	All enrolled students who have completed all nonclinical courses, 2009-10						3			
	Other enrolled students, 2009-10	5				146	44	27	61%	149
	All program completers, 2009-10						44	41	93%	153
	All program completers, 2008-09						40	38	95%	157
	All program completers, 2007-08									
BIOLOGY CONTENT KNOWLEDGE (0235) Test Company: ETS Score Range: 100-200	All enrolled students who have completed all nonclinical courses, 2009-10						4			
	Other enrolled students, 2009-10	14	12	86%	162	148	89	67	75%	157
	All program completers, 2009-10						50	49	98%	160
	All program completers, 2008-09						50	47	94%	162
	All program completers, 2007-08									
BUSINESS EDUCATION (0100) Test Company: ETS Score Range: 250-990	All enrolled students who have completed all nonclinical courses, 2009-10						13	13	100%	630
	Other enrolled students, 2009-10						37	35	95%	626
	All program completers, 2009-10						32	32	100%	630
	All program completers, 2008-09						40	40	100%	636
	All program completers, 2007-08									
CHEMISTRY CONTENT KNOWLEDGE II (0245) Test Company: ETS Score Range: 100-200	All enrolled students who have completed all nonclinical courses, 2009-10						1			
	Other enrolled students, 2009-10	6				152	31	21	68%	154
	All program completers, 2009-10	1				152	22	21	95%	164
	All program completers, 2008-09						8			
	All program completers, 2007-08									

Single Assessment Institution-Level Pass Rate Data: Alternative Teacher Preparation Program Within IHE

	HEOA - Title II 2009 - 2010 Academic Year	
	Institution Name	LIPSCOMB UNIVERSITY
	Institution Code	1161
	State	Tennessee

April 21, 2011

Assessment Information ¹	Group	Number Taking Assessment	Number Passing Assessment	Institutional Pass Rate	Institutional Average Scaled Score	Assessment Cut Score ²	Statewide			
							Number Taking Assessment	Number Passing Assessment	Statewide Pass Rate	Statewide Average Scaled Score
EARTH AND SPACE SCIENCES - CONTENT KNOWLEDGE (0571) Test Company: ETS Score Range: 100-200	All enrolled students who have completed all nonclinical courses, 2009-10									
	Other enrolled students, 2009-10						2			
	All program completers, 2009-10						1			
	All program completers, 2008-09						1			
	All program completers, 2007-08									
ECONOMICS (0910) Test Company: ETS Score Range: 250-990	All enrolled students who have completed all nonclinical courses, 2009-10						1			
	Other enrolled students, 2009-10	1				530	4			
	All program completers, 2009-10						3			
	All program completers, 2008-09						4			
	All program completers, 2007-08									
ED OF EXCEPTIONAL STUDENTS: CORE CK (0353) Test Company: ETS Score Range: 100-200	All enrolled students who have completed all nonclinical courses, 2009-10						13	13	100%	167
	Other enrolled students, 2009-10	12	12	100%	169	144	188	188	100%	169
	All program completers, 2009-10	3				144	125	125	100%	168
	All program completers, 2008-09	1				144	63	63	100%	170
	All program completers, 2007-08									
ED OF EXCEPTIONAL STUDENTS: MTMD (0542) Test Company: ETS Score Range: 100-200	All enrolled students who have completed all nonclinical courses, 2009-10						9			
	Other enrolled students, 2009-10	10	10	100%	180	164	100	90	90%	176
	All program completers, 2009-10	3				164	115	113	98%	177
	All program completers, 2008-09	1				164	58	56	97%	177
	All program completers, 2007-08									

Single Assessment Institution-Level Pass Rate Data: Alternative Teacher Preparation Program Within IHE



**HEOA - Title II
2009 - 2010 Academic Year**

Institution Name	LIPSCOMB UNIVERSITY
Institution Code	1161
State	Tennessee

April 21, 2011

Assessment Information ¹	Group	Number Taking Assessment	Number Passing Assessment	Institutional Pass Rate	Institutional Average Scaled Score	Assessment Cut Score ²	Statewide			
							Number Taking Assessment	Number Passing Assessment	Statewide Pass Rate	Statewide Average Scaled Score
ED OF EXCEPTIONAL STUDENTS: STPD (0544) Test Company: ETS Score Range: 100-200	All enrolled students who have completed all nonclinical courses, 2009-10						2			
	Other enrolled students, 2009-10						7			
	All program completers, 2009-10						18	17	94%	168
	All program completers, 2008-09						16	16	100%	170
	All program completers, 2007-08									
EDUCATION OF YOUNG CHILDREN (0021) Test Company: ETS Score Range: 100-200	All enrolled students who have completed all nonclinical courses, 2009-10						2			
	Other enrolled students, 2009-10						18	17	94%	182
	All program completers, 2009-10						15	15	100%	178
	All program completers, 2008-09						13	13	100%	183
	All program completers, 2007-08									
ELEM ED CURR INSTRUC ASSESSMENT (0011) Test Company: ETS Score Range: 100-200	All enrolled students who have completed all nonclinical courses, 2009-10						5			
	Other enrolled students, 2009-10	5				159	38	29	76%	173
	All program completers, 2009-10	2				159	87	85	98%	176
	All program completers, 2008-09	3				159	65	63	97%	174
	All program completers, 2007-08									
ELEMENTARY ED CONTENT KNOWLEDGE (0014) Test Company: ETS Score Range: 100-200	All enrolled students who have completed all nonclinical courses, 2009-10						12	12	100%	159
	Other enrolled students, 2009-10	29	29	100%	176	140	124	119	96%	166
	All program completers, 2009-10	2				140	99	99	100%	162
	All program completers, 2008-09	3				140	73	73	100%	160
	All program completers, 2007-08									

Single Assessment Institution-Level Pass Rate Data: Alternative Teacher Preparation Program Within IHE



**HEOA - Title II
2009 - 2010 Academic Year**

Institution Name	LIPSCOMB UNIVERSITY
Institution Code	1161
State	Tennessee

April 21, 2011

Assessment Information ¹	Group	Number Taking Assessment	Number Passing Assessment	Institutional Pass Rate	Institutional Average Scaled Score	Assessment Cut Score ²	Statewide			
							Number Taking Assessment	Number Passing Assessment	Statewide Pass Rate	Statewide Average Scaled Score
ENG LANG LIT COMP CONTENT KNOWLEDGE (0041) Test Company: ETS Score Range: 100-200	All enrolled students who have completed all nonclinical courses, 2009-10						13	13	100%	176
	Other enrolled students, 2009-10	14	13	93%	178	157	95	90	95%	174
	All program completers, 2009-10	2				157	60	58	97%	176
	All program completers, 2008-09	2				157	52	52	100%	174
	All program completers, 2007-08									
ENG LANG LIT COMP PEDAGOGY (0043) Test Company: ETS Score Range: 100-200	All enrolled students who have completed all nonclinical courses, 2009-10						10	7	70%	147
	Other enrolled students, 2009-10	3				145	47	37	79%	154
	All program completers, 2009-10	2				145	60	60	100%	157
	All program completers, 2008-09	2				145	54	54	100%	159
	All program completers, 2007-08									
ENGLISH TO SPEAKERS OF OTHER LANGUAGES (0360) Test Company: ETS Score Range: 250-990	All enrolled students who have completed all nonclinical courses, 2009-10									
	Other enrolled students, 2009-10	11	11	100%	638	530	41	41	100%	647
	All program completers, 2009-10	2				530	20	19	95%	615
	All program completers, 2008-09	3				530	9			
	All program completers, 2007-08									
FAMILY AND CONSUMER SCIENCES II (0121) Test Company: ETS Score Range: 100-200	All enrolled students who have completed all nonclinical courses, 2009-10						1			
	Other enrolled students, 2009-10	1				157	16	12	75%	163
	All program completers, 2009-10						6			
	All program completers, 2008-09						4			
	All program completers, 2007-08									

Single Assessment Institution-Level Pass Rate Data: Alternative Teacher Preparation Program Within IHE



**HEOA - Title II
2009 - 2010 Academic Year**

Institution Name	LIPSCOMB UNIVERSITY
Institution Code	1161
State	Tennessee

April 21, 2011

Assessment Information ¹	Group	Number Taking Assessment	Number Passing Assessment	Institutional Pass Rate	Institutional Average Scaled Score	Assessment Cut Score ²	Statewide			
							Number Taking Assessment	Number Passing Assessment	Statewide Pass Rate	Statewide Average Scaled Score
FAMILY AND CONSUMER SCIENCES (0120) Test Company: ETS Score Range: 250-990	All enrolled students who have completed all nonclinical courses, 2009-10									
	Other enrolled students, 2009-10						2			
	All program completers, 2009-10						8			
	All program completers, 2008-09									
	All program completers, 2007-08									
FRENCH CONTENT KNOWLEDGE (0173) Test Company: ETS Score Range: 100-200	All enrolled students who have completed all nonclinical courses, 2009-10									
	Other enrolled students, 2009-10						6			
	All program completers, 2009-10						6			
	All program completers, 2008-09						2			
	All program completers, 2007-08									
FRENCH PRODUCTIVE LANGUAGE SKILLS (0171) Test Company: ETS Score Range: 100-200	All enrolled students who have completed all nonclinical courses, 2009-10									
	Other enrolled students, 2009-10						4			
	All program completers, 2009-10						6			
	All program completers, 2008-09						2			
	All program completers, 2007-08									
GENERAL SCI CONTENT KNOWL PART 1 (0431) Test Company: ETS Score Range: 100-200	All enrolled students who have completed all nonclinical courses, 2009-10						1			
	Other enrolled students, 2009-10						20	19	95%	163
	All program completers, 2009-10	1				145	22	21	95%	169
	All program completers, 2008-09						7			
	All program completers, 2007-08									

Single Assessment Institution-Level Pass Rate Data: Alternative Teacher Preparation Program Within IHE




**HEOA - Title II
2009 - 2010 Academic Year**

Institution Name	LIPSCOMB UNIVERSITY
Institution Code	1161
State	Tennessee

April 21, 2011

Assessment Information ¹	Group	Number Taking Assessment	Number Passing Assessment	Institutional Pass Rate	Institutional Average Scaled Score	Assessment Cut Score ²	Statewide			
							Number Taking Assessment	Number Passing Assessment	Statewide Pass Rate	Statewide Average Scaled Score
GENERAL SCIENCE CONTENT ESSAYS (0433) Test Company: ETS Score Range: 100-200	All enrolled students who have completed all nonclinical courses, 2009-10									
	Other enrolled students, 2009-10						6			
	All program completers, 2009-10	1				130	6			
	All program completers, 2008-09						7			
	All program completers, 2007-08									
GEOGRAPHY (0920) Test Company: ETS Score Range: 250-990	All enrolled students who have completed all nonclinical courses, 2009-10						3			
	Other enrolled students, 2009-10	2				580	3			
	All program completers, 2009-10						2			
	All program completers, 2008-09						2			
	All program completers, 2007-08									
GERMAN CONTENT KNOWLEDGE (0181) Test Company: ETS Score Range: 100-200	All enrolled students who have completed all nonclinical courses, 2009-10						1			
	Other enrolled students, 2009-10						2			
	All program completers, 2009-10						2			
	All program completers, 2008-09						1			
	All program completers, 2007-08									
GOVERNMENT/POLITICAL SCIENCE (0930) Test Company: ETS Score Range: 250-990	All enrolled students who have completed all nonclinical courses, 2009-10						3			
	Other enrolled students, 2009-10	1				600	8			
	All program completers, 2009-10						6			
	All program completers, 2008-09						2			
	All program completers, 2007-08									

Single Assessment Institution-Level Pass Rate Data: *Alternative Teacher Preparation Program Within IHE*

	HEOA - Title II 2009 - 2010 Academic Year
	Institution Name LIPSCOMB UNIVERSITY
	Institution Code 1161
	State Tennessee

April 21, 2011

Assessment Information ¹	Group	Number Taking Assessment	Number Passing Assessment	Institutional Pass Rate	Institutional Average Scaled Score	Assessment Cut Score ²	Statewide			
							Number Taking Assessment	Number Passing Assessment	Statewide Pass Rate	Statewide Average Scaled Score
HEALTH EDUCATION (0550) Test Company: ETS Score Range: 250-990	All enrolled students who have completed all nonclinical courses, 2009-10									
	Other enrolled students, 2009-10						6			
	All program completers, 2009-10						6			
	All program completers, 2008-09						2			
	All program completers, 2007-08									
LATIN (0600) Test Company: ETS Score Range: 250-990	All enrolled students who have completed all nonclinical courses, 2009-10									
	Other enrolled students, 2009-10						2			
	All program completers, 2009-10						2			
	All program completers, 2008-09						1			
	All program completers, 2007-08									
MARKETING EDUCATION II (0561) Test Company: ETS Score Range: 100-200	All enrolled students who have completed all nonclinical courses, 2009-10						3			
	Other enrolled students, 2009-10						9			
	All program completers, 2009-10						1			
	All program completers, 2008-09									
	All program completers, 2007-08									
MARKETING EDUCATION (0560) Test Company: ETS Score Range: 250-990	All enrolled students who have completed all nonclinical courses, 2009-10						2			
	Other enrolled students, 2009-10						1			
	All program completers, 2009-10									
	All program completers, 2008-09									
	All program completers, 2007-08									

Single Assessment Institution-Level Pass Rate Data: *Alternative Teacher Preparation Program Within IHE*



**HEOA - Title II
2009 - 2010 Academic Year**

Institution Name	LIPSCOMB UNIVERSITY
Institution Code	1161
State	Tennessee

April 21, 2011

Assessment Information ¹	Group	Number Taking Assessment	Number Passing Assessment	Institutional Pass Rate	Institutional Average Scaled Score	Assessment Cut Score ²	Statewide			
							Number Taking Assessment	Number Passing Assessment	Statewide Pass Rate	Statewide Average Scaled Score
MATHEMATICS PEDAGOGY (0065) Test Company: ETS Score Range: 100-200	All enrolled students who have completed all nonclinical courses, 2009-10						6			
	Other enrolled students, 2009-10	11	9	82%	142	125	79	63	80%	139
	All program completers, 2009-10	1				125	70	70	100%	148
	All program completers, 2008-09	1				125	56	55	98%	149
	All program completers, 2007-08									
MATHEMATICS: CONTENT KNOWLEDGE (0061) Test Company: ETS Score Range: 100-200	All enrolled students who have completed all nonclinical courses, 2009-10						10	9	90%	147
	Other enrolled students, 2009-10	29	22	76%	147	136	141	111	79%	145
	All program completers, 2009-10	1				136	70	67	96%	148
	All program completers, 2008-09	1				136	57	51	89%	147
	All program completers, 2007-08									
MIDDLE SCHOOL SUBJECTS: CK (0146) Test Company: ETS Score Range: 100-200	All enrolled students who have completed all nonclinical courses, 2009-10						13	13	100%	163
	Other enrolled students, 2009-10	55	54	98%	178	150	124	117	94%	171
	All program completers, 2009-10						47	47	100%	164
	All program completers, 2008-09						20	19	95%	165
	All program completers, 2007-08									
MUSIC CONCEPTS AND PROCESSES (0111) Test Company: ETS Score Range: 100-200	All enrolled students who have completed all nonclinical courses, 2009-10						1			
	Other enrolled students, 2009-10						10	7	70%	144
	All program completers, 2009-10	1				145	9			
	All program completers, 2008-09						15	14	93%	153
	All program completers, 2007-08									

Single Assessment Institution-Level Pass Rate Data: Alternative Teacher Preparation Program Within IHE



**HEOA - Title II
2009 - 2010 Academic Year**

Institution Name	LIPSCOMB UNIVERSITY
Institution Code	1161
State	Tennessee

April 21, 2011

Assessment Information ¹	Group	Number Taking Assessment	Number Passing Assessment	Institutional Pass Rate	Institutional Average Scaled Score	Assessment Cut Score ²	Statewide			
							Number Taking Assessment	Number Passing Assessment	Statewide Pass Rate	Statewide Average Scaled Score
MUSIC CONTENT KNOWLEDGE (0113) Test Company: ETS Score Range: 100-200	All enrolled students who have completed all nonclinical courses, 2009-10						2			
	Other enrolled students, 2009-10						14	8	57%	151
	All program completers, 2009-10	1				150	10	9	90%	160
	All program completers, 2008-09						14	14	100%	163
	All program completers, 2007-08									
PHYSICAL ED ANALYSIS AND DESIGN (0092) Test Company: ETS Score Range: 100-200	All enrolled students who have completed all nonclinical courses, 2009-10						2			
	Other enrolled students, 2009-10	1				148	18	18	100%	158
	All program completers, 2009-10						28	28	100%	158
	All program completers, 2008-09						21	21	100%	159
	All program completers, 2007-08									
PHYSICAL ED: CONTENT KNOWLEDGE (0091) Test Company: ETS Score Range: 100-200	All enrolled students who have completed all nonclinical courses, 2009-10						4			
	Other enrolled students, 2009-10	2				152	26	17	65%	154
	All program completers, 2009-10						31	29	94%	156
	All program completers, 2008-09						21	20	95%	157
	All program completers, 2007-08									
PHYSICS CONTENT ESSAYS (0262) Test Company: ETS Score Range: 100-200	All enrolled students who have completed all nonclinical courses, 2009-10									
	Other enrolled students, 2009-10									
	All program completers, 2009-10						2			
	All program completers, 2008-09						1			
	All program completers, 2007-08									

Single Assessment Institution-Level Pass Rate Data: Alternative Teacher Preparation Program Within IHE



**HEOA - Title II
2009 - 2010 Academic Year**

Institution Name	LIPSCOMB UNIVERSITY
Institution Code	1161
State	Tennessee

April 21, 2011

Assessment Information ¹	Group	Number Taking Assessment	Number Passing Assessment	Institutional Pass Rate	Institutional Average Scaled Score	Assessment Cut Score ²	Statewide			
							Number Taking Assessment	Number Passing Assessment	Statewide Pass Rate	Statewide Average Scaled Score
PHYSICS CONTENT KNOWLEDGE II (0265) Test Company: ETS Score Range: 100-200	All enrolled students who have completed all nonclinical courses, 2009-10									
	Other enrolled students, 2009-10									
	All program completers, 2009-10	1				144	5			
	All program completers, 2008-09						1			
	All program completers, 2007-08									
PRINCIPLES LEARNING AND TEACHING 5-9 (0523) Test Company: ETS Score Range: 100-200	All enrolled students who have completed all nonclinical courses, 2009-10						9			
	Other enrolled students, 2009-10	2				154	39	35	90%	168
	All program completers, 2009-10	4				154	57	56	98%	168
	All program completers, 2008-09	1				154	35	34	97%	168
	All program completers, 2007-08									
PRINCIPLES LEARNING AND TEACHING 7-12 (0524) Test Company: ETS Score Range: 100-200	All enrolled students who have completed all nonclinical courses, 2009-10						37	36	97%	171
	Other enrolled students, 2009-10	25	24	96%	178	159	222	198	89%	171
	All program completers, 2009-10	9				159	391	385	98%	172
	All program completers, 2008-09	12	12	100%	176	159	326	325	100%	173
	All program completers, 2007-08									
PRINCIPLES LEARNING AND TEACHING EARLY CHILDHOOD (0521) Test Company: ETS Score Range: 100-200	All enrolled students who have completed all nonclinical courses, 2009-10						2			
	Other enrolled students, 2009-10	1				155	15	13	87%	172
	All program completers, 2009-10						18	18	100%	175
	All program completers, 2008-09						13	13	100%	185
	All program completers, 2007-08									

Single Assessment Institution-Level Pass Rate Data: Alternative Teacher Preparation Program Within IHE



**HEOA - Title II
2009 - 2010 Academic Year**

Institution Name	LIPSCOMB UNIVERSITY
Institution Code	1161
State	Tennessee

April 21, 2011

Assessment Information ¹	Group	Number Taking Assessment	Number Passing Assessment	Institutional Pass Rate	Institutional Average Scaled Score	Assessment Cut Score ²	Statewide			
							Number Taking Assessment	Number Passing Assessment	Statewide Pass Rate	Statewide Average Scaled Score
PRINCIPLES LEARNING AND TEACHING K-6 (0522) Test Company: ETS Score Range: 100-200	All enrolled students who have completed all nonclinical courses, 2009-10						11	11	100%	172
	Other enrolled students, 2009-10	16	16	100%	178	155	136	122	90%	169
	All program completers, 2009-10	3				155	183	178	97%	173
	All program completers, 2008-09	4				155	129	128	99%	172
	All program completers, 2007-08									
PSYCHOLOGY (0390) Test Company: ETS Score Range: 250-990	All enrolled students who have completed all nonclinical courses, 2009-10						1			
	Other enrolled students, 2009-10									
	All program completers, 2009-10						2			
	All program completers, 2008-09									
	All program completers, 2007-08									
READING ACROSS THE CURRICULUM: ELEMENTARY (0201) Test Company: ETS Score Range: 100-200	All enrolled students who have completed all nonclinical courses, 2009-10						23	21	91%	169
	Other enrolled students, 2009-10	19	19	100%	172	151	193	176	91%	165
	All program completers, 2009-10	5				151	234	227	97%	167
	All program completers, 2008-09	3				151	112	109	97%	166
	All program completers, 2007-08									
SOCIOLOGY (0950) Test Company: ETS Score Range: 250-990	All enrolled students who have completed all nonclinical courses, 2009-10									
	Other enrolled students, 2009-10						1			
	All program completers, 2009-10									
	All program completers, 2008-09									
	All program completers, 2007-08									

Single Assessment Institution-Level Pass Rate Data: Alternative Teacher Preparation Program Within IHE




**HEOA - Title II
2009 - 2010 Academic Year**

Institution Name	LIPSCOMB UNIVERSITY
Institution Code	1161
State	Tennessee

April 21, 2011

Assessment Information ¹	Group	Number Taking Assessment	Number Passing Assessment	Institutional Pass Rate	Institutional Average Scaled Score	Assessment Cut Score ²	Statewide			
							Number Taking Assessment	Number Passing Assessment	Statewide Pass Rate	Statewide Average Scaled Score
SPANISH CONTENT KNOWLEDGE (0191) Test Company: ETS Score Range: 100-200	All enrolled students who have completed all nonclinical courses, 2009-10						3			
	Other enrolled students, 2009-10	11	11	100%	175	152	54	52	96%	172
	All program completers, 2009-10	2				152	35	32	91%	166
	All program completers, 2008-09	7				152	26	25	96%	175
	All program completers, 2007-08									
SPANISH PRODUCTIVE LANGUAGE SKILLS (0192) Test Company: ETS Score Range: 100-200	All enrolled students who have completed all nonclinical courses, 2009-10						2			
	Other enrolled students, 2009-10	6				154	34	28	82%	169
	All program completers, 2009-10	2				154	35	32	91%	167
	All program completers, 2008-09	7				154	28	27	96%	171
	All program completers, 2007-08									
SPECIAL ED PRESCHOOL/EARLY CHILD (0690) Test Company: ETS Score Range: 250-990	All enrolled students who have completed all nonclinical courses, 2009-10									
	Other enrolled students, 2009-10						4			
	All program completers, 2009-10						4			
	All program completers, 2008-09						1			
	All program completers, 2007-08									
THEATRE (0640) Test Company: ETS Score Range: 250-990	All enrolled students who have completed all nonclinical courses, 2009-10						3			
	Other enrolled students, 2009-10						5			
	All program completers, 2009-10						4			
	All program completers, 2008-09						4			
	All program completers, 2007-08									

Single Assessment Institution-Level Pass Rate Data: *Alternative Teacher Preparation Program Within IHE*

	HEOA - Title II 2009 - 2010 Academic Year
	Institution Name LIPSCOMB UNIVERSITY
	Institution Code 1161
	State Tennessee

April 21, 2011

Assessment Information ¹	Group	Number Taking Assessment	Number Passing Assessment	Institutional Pass Rate	Institutional Average Scaled Score	Assessment Cut Score ²	Statewide			
							Number Taking Assessment	Number Passing Assessment	Statewide Pass Rate	Statewide Average Scaled Score
WORLD AND U.S. HISTORY: CONTENT KNOWLEDGE (0941) Test Company: ETS Score Range: 100-200	All enrolled students who have completed all nonclinical courses, 2009-10						13	13	100%	155
	Other enrolled students, 2009-10	5				136	39	37	95%	159
	All program completers, 2009-10						29	28	97%	154
	All program completers, 2008-09						20	18	90%	155
	All program completers, 2007-08									

¹Tests with multiple delivery options (computer, paper, etc.) will be noted with the assessment code for the paper format only.

²Cut scores may vary for groups depending upon when the cut scores are established by the state and when each group completed their teacher certification or licensure assessment.